



**REPUBLIC OF  
TRINIDAD AND TOBAGO**

**ESTIMATES**

**OF REVENUE FOR THE**

**FINANCIAL YEAR**

**2016**



## CONTENTS

## ESTIMATES OF REVENUE FOR THE FINANCIAL YEAR, 2016

<b>ABSTRACTS</b>	<b>PAGE</b>
Financial Statement 2016 and Comparative Statements 2015 (Original and Revised Estimates) and 2014 Actualiv	
Abstract of the Estimated Revenue for the Financial Year ending 30th September, 2016	
Revised Estimates of Revenue for 2015 and Actual Revenue 2014 ... ..	v
Revenue 2016 by classification ... ..	vi
Abstract of the Estimated Tax Revenue for the Financial year ending 30th September, 2016	
Revised Estimates of Revenue for 2015 and Actual Revenue 2014 ... ..	vii
Abstract of the Estimated Non-Tax Revenue for the Financial year ending 30th September, 2016	
Revised Estimates of Revenue for 2015 and Actual Revenue 2014 ... ..	viii
Abstract of the Estimated Capital Receipts for the Financial year ending 30th September, 2016	
Revised Estimates of Revenue for 2015 and Actual Revenue 2014 ... ..	ix
Abstract of the Estimated Financing for the Financial year ending 30th September, 2016	
Revised Estimates of Revenue for 2015 and Actual Revenue 2014 ... ..	x
 <b>HEADS OF REVENUE</b>	
01. Taxes on Income and Profits... ..	1
02. Taxes on Property ... ..	2
03. Taxes on Goods and Services ... ..	5
04. Taxes on International Trade ... ..	17
05. Other Taxes ... ..	19
06. Property Income ... ..	20
07. Other Non-Tax Revenue ... ..	28
08. Repayment of Past Lending ... ..	55
09. Capital Revenue ... ..	57
10. Borrowing ... ..	63
 Abstract of the Estimated Revenue for Tobago for the Financial year ending 30th September, 2016	
Revised Estimates of Revenue for 2015 and Actual Revenue 2014	
 <b>TOBAGO HEADS OF REVENUE (included in main Revenue Estimates)</b>	
01. Taxes on Income and Profits... ..	67
02. Taxes on Property ... ..	68
03. Taxes on Goods and Services ... ..	70
04. Taxes on International Trade ... ..	77
05. Other Taxes ... ..	78
06. Property Income ... ..	79
07. Other Non-Tax Revenue ... ..	81
 <b>APPENDIX</b>	
Receivers of Revenue and Codes ... ..	92

**ESTIMATES OF REVENUE 2016**

**TRINIDAD AND TOBAGO FINANCIAL STATEMENT 2016 AND COMPARATIVE STATEMENTS 2015 (ORIGINAL AND REVISED ESTIMATES) AND 2014 ACTUAL**

<b>REVENUE</b>					<b>EXPENDITURE</b>				
	2014	2015	2015	2016		2014	2015	2015	2016
	Actual	Estimates	Revised	Estimates		Actual	Estimates	Revised	Estimates
	\$Mn	\$Mn	\$Mn	\$Mn		\$Mn	\$Mn	\$Mn	\$Mn
Tax Revenue	45,665.0	47,458.4	39,994.3	40,798.1	Personnel Expenditure	8,018.4	8,718.8	9,648.9	12,669.5
Income and Profits	35,130.7	35,473.6	28,441.5	23,069.2	Salaries	5,380.5	5,713.6	6,915.2	8,663.8
Goods and Services	7,384.3	8,879.8	8,368.9	14,278.1	Wages	762.6	688.1	653.8	684.7
International Trade	2,861.5	2,815.7	2,805.6	2,847.8	Other	1,875.3	2,317.1	2,079.9	3,321.0
Other	288.5	289.3	378.3	603.0	Goods and Services	7,487.4	8,860.8	7,827.8	7,641.6
Non-Tax Revenue	9,780.6	10,018.7	8,954.3	8,722.6	Minor Equipment	215.2	658.0	385.7	287.5
Property Income	8,534.1	8,997.7	7,423.8	7,534.1	Interest and Other Debt Charges	3,428.8	3,403.6	3,412.4	3,555.2
Other Non-Tax Revenue	1,228.2	982.8	1,505.4	1,141.0	Transfers and Subsidies	32,304.4	31,019.5	26,719.9	26,575.7
Repayment of Past Lending	18.3	38.2	25.1	47.5	Transfers to Statutory Bodies	6,921.7	7,466.4	7,627.7	8,105.0
					Acquisition of Physical Assets	17.5	2.0	0.0	56.0
					Sub-Total	58,393.4	60,129.1	55,622.4	58,890.5
					Current Surplus/(Deficit)	(2,947.8)	(2,652.0)	(6,673.8)	(9,369.8)
	55,445.6	57,477.1	48,948.6	49,520.7		55,445.6	57,477.1	48,948.6	49,520.7
<b>CAPITAL ACCOUNT</b>									
	2014	2015	2015	2016		2014	2015	2015	2016
	Actual	Estimates	Revised	Estimates		Actual	Estimates	Revised	Estimates
	\$Mn	\$Mn	\$Mn	\$Mn		\$Mn	\$Mn	\$Mn	\$Mn
Current Surplus/(Deficit)	(2,947.8)	(2,652.0)	(6,673.8)	(9,369.8)	Development Programme	3,630.6	3,843.3	4,268.3	3,467.3
Capital Revenue	1,316.5	1,534.1	4,965.0	9,577.9	Capital Repayment and Sinking	2,991.9	3,220.1	3,160.4	4,099.5
Surplus/(Deficit)	(1,631.3)	(1,117.9)	(1,708.8)	208.1	Fund Contributions				
Financing	5,618.4	7,510.7	4,156.0	6,086.1					
Changes in Cash Balances	2,635.4	670.6	4,981.5	1,272.6					
	6,622.5	7,063.4	7,428.7	7,566.8		6,622.5	7,063.4	7,428.7	7,566.8

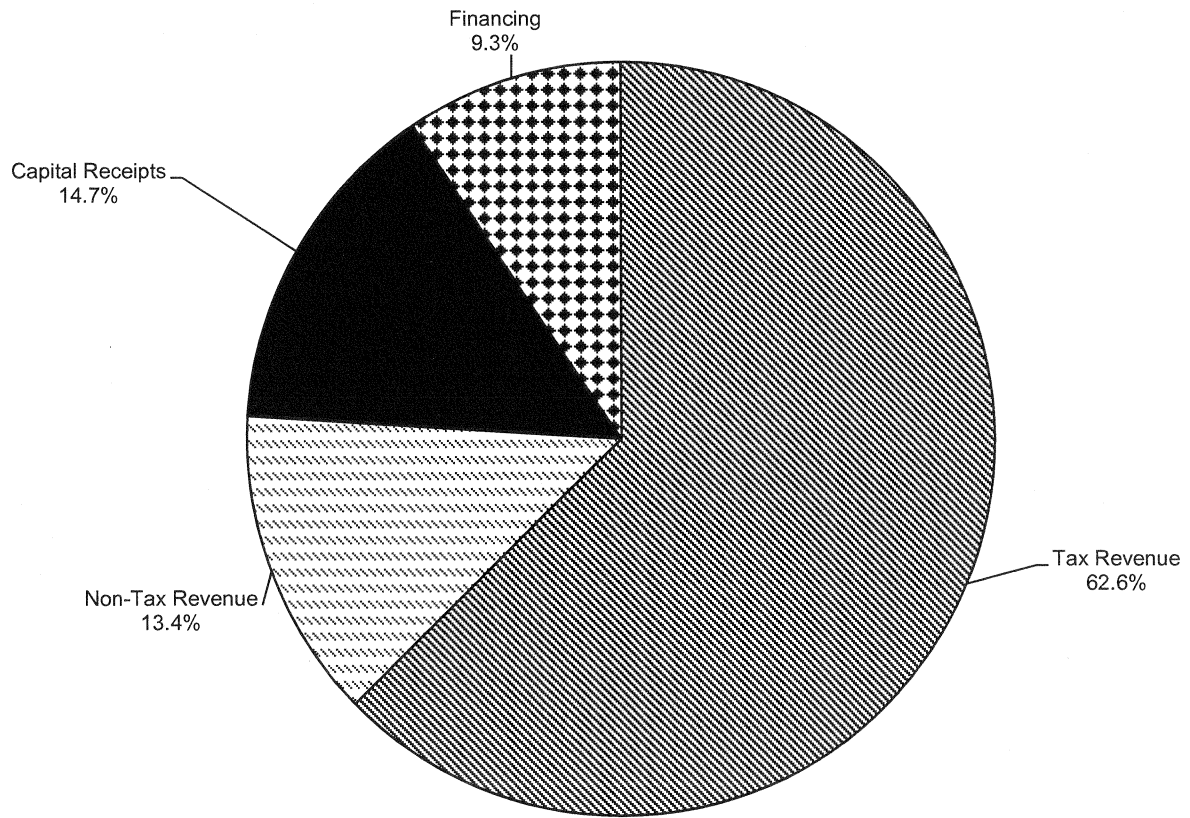
Revenue and expenditure exclude Unemployment Fund and Green Fund

## ESTIMATES, TRINIDAD &amp; TOBAGO, FOR 2016

Abstract of Estimated Revenue for the financial year ending 30th September 2016, Revised Estimates of Revenue, 2015 and Actual Revenue, 2014

Head	2014 Actual	2015 Estimates	2015 Revised Estimates	2016 Estimates
	\$	\$	\$	\$
<b>TAX REVENUE</b>				
01. TAXES ON INCOME AND PROFITS	35,130,713,743	35,473,600,000	28,441,500,000	23,069,199,100
02. TAXES ON PROPERTY	3,476,169	3,035,000	3,342,814	203,000,000
03. TAXES ON GOODS AND SERVICES	7,384,336,578	8,879,791,225	8,368,854,110	14,278,113,240
04. TAXES ON INTERNATIONAL TRADE	2,861,457,369	2,815,715,150	2,805,559,150	2,847,759,500
05. OTHER TAXES	285,028,853	286,300,000	375,000,000	400,000,000
<b>TOTAL TAX REVENUE</b>	<b>45,665,012,712</b>	<b>47,458,441,375</b>	<b>39,994,256,074</b>	<b>40,798,071,840</b>
<b>NON-TAX REVENUE</b>				
06. PROPERTY INCOME	8,534,139,963	8,997,711,300	7,423,763,232	7,534,113,788
07. OTHER NON-TAX REVENUE	1,228,214,293	982,775,790	1,505,437,087	1,141,021,390
08. REPAYMENT OF PAST LENDING	18,287,953	38,208,695	25,146,050	47,517,232
<b>TOTAL NON-TAX REVENUE</b>	<b>9,780,642,209</b>	<b>10,018,695,785</b>	<b>8,954,346,369</b>	<b>8,722,652,410</b>
<b>SUB-TOTAL</b>	<b>55,445,654,921</b>	<b>57,477,137,160</b>	<b>48,948,602,443</b>	<b>49,520,724,250</b>
<b>CAPITAL RECEIPTS</b>				
09. CAPITAL REVENUE	1,316,513,797	1,534,070,000	4,964,961,105	9,577,870,000
<b>TOTAL CAPITAL RECEIPTS</b>	<b>1,316,513,797</b>	<b>1,534,070,000</b>	<b>4,964,961,105</b>	<b>9,577,870,000</b>
<b>SUB-TOTAL</b>	<b>56,762,168,718</b>	<b>59,011,207,160</b>	<b>53,913,563,548</b>	<b>59,098,594,250</b>
<b>FINANCING</b>				
10. BORROWING	5,618,465,905	7,510,650,000	4,156,000,000	6,086,100,000
<b>TOTAL FINANCING</b>	<b>5,618,465,905</b>	<b>7,510,650,000</b>	<b>4,156,000,000</b>	<b>6,086,100,000</b>
<b>GRAND TOTAL</b>	<b>62,380,634,623</b>	<b>66,521,857,160</b>	<b>58,069,563,548</b>	<b>65,184,694,250</b>

## REVENUE 2016 BY CLASSIFICATION

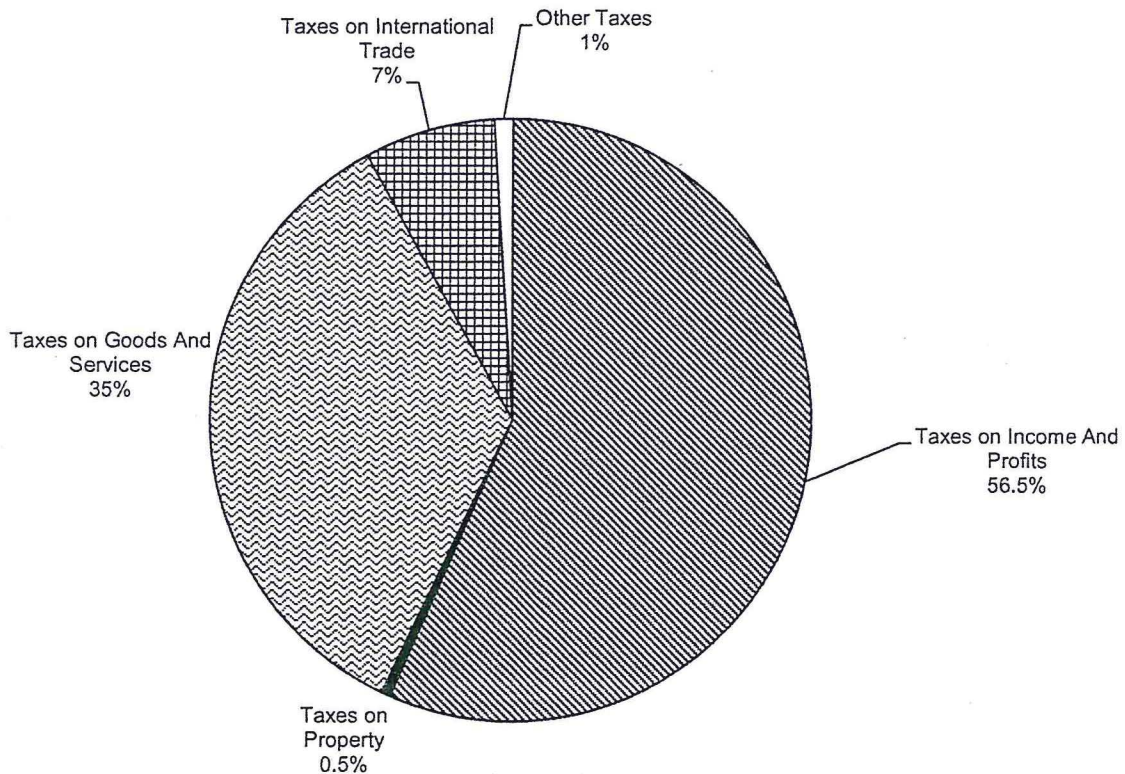


## ESTIMATES, TRINIDAD &amp; TOBAGO, FOR 2016

Abstract of Estimated TAX REVENUE for the financial year ending 30th September 2016, Revised Estimates of Revenue, 2015 and Actual Revenue, 2014

Head	2014 Actual	2015 Estimates	2015 Revised Estimates	2016 Estimates
	\$	\$	\$	\$
<b>TAX REVENUE</b>				
01. TAXES ON INCOME AND PROFITS	35,130,713,743	35,473,600,000	28,441,500,000	23,069,199,100
02. TAXES ON PROPERTY	3,476,169	3,035,000	3,342,814	203,000,000
03. TAXES ON GOODS AND SERVICES	7,384,336,578	8,879,791,225	8,368,854,110	14,278,113,240
04. TAXES ON INTERNATIONAL TRADE	2,861,457,369	2,815,715,150	2,805,559,150	2,847,759,500
05. OTHER TAXES	285,028,853	286,300,000	375,000,000	400,000,000
<b>TOTAL TAX REVENUE</b>	<b>45,665,012,712</b>	<b>47,458,441,375</b>	<b>39,994,256,074</b>	<b>40,798,071,840</b>

## TAX REVENUE 2016

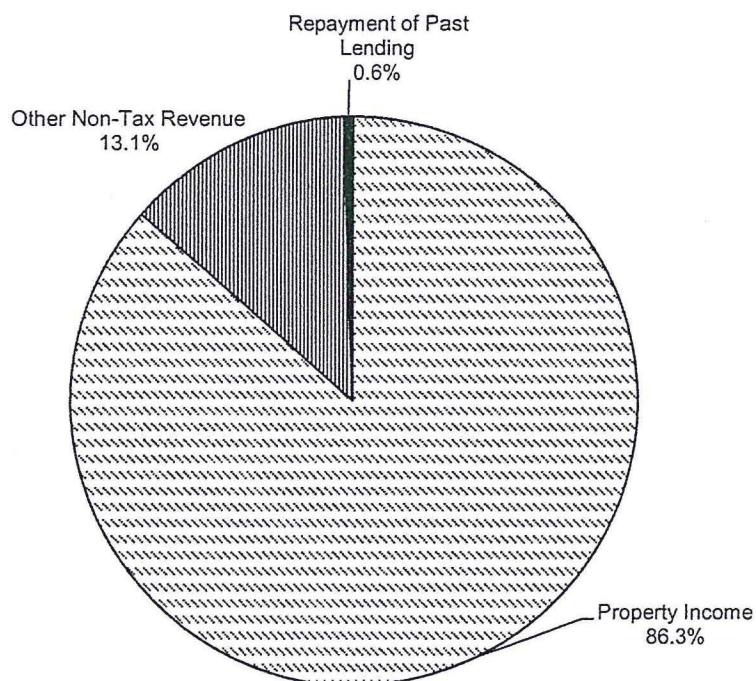


## ESTIMATES, TRINIDAD &amp; TOBAGO, FOR 2016

Abstract of Estimated NON-TAX REVENUE for the financial year ending 30th September 2016, Revised Estimates of Revenue, 2015 and Actual Revenue, 2014

Head	2014 Actual	2015 Estimates	2015 Revised Estimates	2016 Estimates
	\$	\$	\$	\$
NON-TAX REVENUE				
06. PROPERTY INCOME	8,534,139,963	8,997,711,300	7,423,763,232	7,534,113,788
07. OTHER NON-TAX REVENUE	1,228,214,293	982,775,790	1,505,437,087	1,141,021,390
08. REPAYMENT OF PAST LENDING	18,287,953	38,208,695	25,146,050	47,517,232
TOTAL NON-TAX REVENUE	9,780,642,209	10,018,695,785	8,954,346,369	8,722,652,410
SUB-TOTAL	55,445,654,921	57,477,137,160	48,948,602,443	49,520,724,250

## NON-TAX REVENUE 2016





## ESTIMATES, TRINIDAD &amp; TOBAGO, FOR 2016

Abstract of Estimated CAPITAL RECEIPTS for the financial year ending 30th September 2016, Revised Estimates of Revenue, 2015 and Actual Revenue, 2014

Head	2014 Actual	2015 Estimates	2015 Revised Estimates	2016 Estimates
	\$	\$	\$	\$
CAPITAL RECEIPTS				
09. CAPITAL REVENUE	1,316,513,797	1,534,070,000	4,964,961,105	9,577,870,000
TOTAL CAPITAL RECEIPTS	1,316,513,797	1,534,070,000	4,964,961,105	9,577,870,000
SUB-TOTAL	56,762,168,718	59,011,207,160	53,913,563,548	59,098,594,250

## ESTIMATES, TRINIDAD &amp; TOBAGO, FOR 2016

Abstract of Estimated FINANCING for the financial year ending 30th September 2016, Revised Estimates of Revenue, 2015 and Actual Revenue, 2014

Head	2014 Actual	2015 Estimates	2015 Revised Estimates	2016 Estimates
	\$	\$	\$	\$
FINANCING				
10. BORROWING	5,618,465,905	7,510,650,000	4,156,000,000	6,086,100,000
TOTAL FINANCING	5,618,465,905	7,510,650,000	4,156,000,000	6,086,100,000
GRAND TOTAL	62,380,634,623	66,521,857,160	58,069,563,548	65,184,694,250

## Trinidad and Tobago

## Head 01 - TAXES ON INCOME AND PROFITS

Sub-Head / Receiver / Item / Sub-Item		2014 Actual	2015 Estimates	2015 Revised Estimates	2016 Estimates
		\$	\$	\$	\$
FN2	CHAIRMAN BOARD OF INLAND REVENUE MINISTRY OF FINANCE				
01	Oil Companies (Chap 75:04)	16,969,524,069	17,069,700,000	10,500,000,000	3,244,699,100
02	Other Companies (Chap 75:02)	10,150,510,414	10,223,000,000	9,200,000,000	9,721,000,000
03	Individuals (Chap 75:01)	6,619,922,110	6,779,300,000	7,200,000,000	8,250,000,000
04	Withholding Tax (Chap 75:01)	941,507,134	952,400,000	1,025,000,000	1,040,000,000
05	Insurance Surrender Tax (Chap 75:01)	29,363,476	40,100,000	44,500,000	46,000,000
07	Business Levy (Chap 75:02)	210,243,254	197,000,000	210,000,000	537,500,000
09	Health Surcharge (Chap 75:05)	209,643,286	212,100,000	262,000,000	230,000,000
Total		35,130,713,743	35,473,600,000	28,441,500,000	23,069,199,100

Estimates 2016	...	...	...	23,069,199,100
Revised Estimates 2015	...	...	...	28,441,500,000
Decrease	...	...	...	<u>5,372,300,900</u>

## Trinidad and Tobago

## Head 02 - TAXES ON PROPERTY

Sub-Head / Receiver / Item / Sub-Item		2014 Actual	2015 Estimates	2015 Revised Estimates	2016 Estimates
01	Lands and Buildings Taxes	\$ 3,476,169	\$ 3,035,000	\$ 3,342,814	\$ 3,000,000
03	Property Tax	-	-	-	-
04	Industrial and Land Tax	-	-	-	200,000,000
Total		3,476,169	3,035,000	3,342,814	203,000,000

Estimates 2016	...	203,000,000
Revised Estimates 2015	...	3,342,814
Increase	...	<u>199,657,186</u>

Sub-Head / Receiver / Item / Sub-Item		2014 Actual	2015 Estimates	2015 Revised Estimates	2016 Estimates
01	Lands and Buildings Taxes	\$	\$	\$	\$
R01	REVENUE OFFICER V ST GEORGE WEST MINISTRY OF FINANCE				
001	Lands and Buildings Taxes (Ch. 76:04)	635,352	800,000	1,194,573	800,000
R02	REVENUE OFFICER IV ST GEORGE EAST MINISTRY OF FINANCE				
001	Lands and Buildings Taxes (Ch. 76:04)	830,971	640,000	546,851	550,000
R03	REVENUE OFFICER IV CARONI / CHAGUANAS MINISTRY OF FINANCE				
001	Lands and Buildings Taxes (Ch. 76:04)	497,467	350,000	356,925	400,000
	Lands and Buildings Taxes Carried Forward	1,963,790	1,790,000	2,098,349	1,750,000

Trinidad and Tobago  
Head 02 - TAXES ON PROPERTY

Sub-Head / Receiver / Item / Sub-Item		2014 Actual	2015 Estimates	2015 Revised Estimates	2016 Estimates
01	Lands and Buildings Taxes - Brought Forward	\$ 1,963,790	\$ 1,790,000	\$ 2,098,349	\$ 1,750,000
R04	REVENUE OFFICER IV ST ANDREW/ ST DAVID MINISTRY OF FINANCE				
001	Lands and Buildings Taxes (Ch. 76:04)	213,896	180,000	235,343	180,000
R05	REVENUE OFFICER IV ST PATRICK MINISTRY OF FINANCE				
001	Lands and Buildings Taxes (Ch.76:04)	265,549	250,000	143,333	200,000
R06	REVENUE OFFICER IV NARIVA / MAYARO MINISTRY OF FINANCE				
001	Lands and Buildings Taxes (Ch. 76:04)	116,184	150,000	112,261	120,000
R07	REVENUE OFFICER IV VICTORIA MINISTRY OF FINANCE				
001	Lands and Buildings Taxes (Ch. 76:04)	456,219	350,000	273,528	300,000
R08	REVENUE OFFICER IV TOBAGO				
001	Lands and Buildings Taxes (Ch. 76:04)	460,531	315,000	480,000	450,000
	Sub-Head Total	3,476,169	3,035,000	3,342,814	3,000,000
03	Property Tax				
FN2	CHAIRMAN BOARD OF INLAND REVENUE MINISTRY OF FINANCE				
001	Property Tax (Act No. 18 of 2009)	-	-	-	-
	Sub-Head Total	-	-	-	-

## Trinidad and Tobago

## Head 02 - TAXES ON PROPERTY

Sub-Head / Receiver / Item / Sub-Item		2014 Actual	2015 Estimates	2015 Revised Estimates	2016 Estimates
04	Industrial and Land Tax	\$	\$	\$	\$
FN2	CHAIRMAN BOARD OF INLAND REVENUE MINISTRY OF FINANCE				
001	Industrial Land Tax	-	-	-	200,000,000
	Sub-Head Total	-	-	-	200,000,000

## Trinidad and Tobago

## Head 03 - TAXES ON GOODS AND SERVICES

Sub-Head / Receiver / Item / Sub-Item		2014 Actual	2015 Estimates	2015 Revised Estimates	2016 Estimates
01	Purchase Tax	\$ 187,893	\$ 120,000	\$ 140,000	\$ 140,000
02	Excise Duties	675,710,042	711,900,000	710,000,000	719,600,000
03	Betting and Entertainment Taxes	-	13,439,350	-	66,797,690
04	Liquor & Miscellaneous Business Licences & Fees	10,520,469	11,693,100	10,460,600	10,946,300
05	Motor Vehicles Taxes and Duties (Chap. 48:50)	569,403,222	577,390,000	547,461,535	609,639,500
06	Other	379,801,510	379,248,775	388,491,975	499,489,750
07	Value Added Tax	5,744,747,381	7,183,000,000	6,705,000,000	12,364,000,000
08	Alcohol and Tobacco Taxes	3,966,061	3,000,000	7,300,000	7,500,000
Total		7,384,336,578	8,879,791,225	8,368,854,110	14,278,113,240

Estimates 2016	...	...	...	14,278,113,240
Revised Estimates 2015	...	...	...	8,368,854,110
Increase	...	...	...	<u>5,909,259,130</u>

Sub-Head / Receiver / Item / Sub-Item		2014 Actual	2015 Estimates	2015 Revised Estimates	2016 Estimates
01	Purchase Tax	\$	\$	\$	\$
FNB	COMPTROLLER OF CUSTOMS AND EXCISE MINISTRY OF FINANCE				
001	Purchase Tax (Ch. 77:01)	187,893	120,000	140,000	140,000
Sub-Head Total		187,893	120,000	140,000	140,000

## Trinidad and Tobago

## Head 03 - TAXES ON GOODS AND SERVICES

Sub-Head / Receiver / Item / Sub-Item		2014 Actual	2015 Estimates	2015 Revised Estimates	2016 Estimates
02	<u>Excise Duties</u>	\$	\$	\$	\$
FN3	COMPTROLLER OF CUSTOMS AND EXCISE MINISTRY OF FINANCE				
001	Rum and Spirits (Ch. 78:50)	156,540,747	165,000,000	157,000,000	158,000,000
002	Beer Duty (Chap. 78:50)	172,192,164	176,500,000	183,000,000	186,000,000
003	Oil (Petrol)(Chap. 78:50)	93,548,003	-102,600,000	104,400,000	106,000,000
006	Cigarettes (Ch. 78:50)	230,847,699	244,200,000	238,000,000	241,600,000
007	Malta Beverage (Ch. 78:50)	22,581,429	23,600,000	27,600,000	28,000,000
	Sub-Head Total	675,710,042	711,900,000	710,000,000	719,600,000
03	<u>Betting and Entertainment Taxes</u>				
FN1	COMPTROLLER OF ACCOUNTS MINISTRY OF FINANCE				
001	Tote and Forecast (Chap.11:19) (Formerly TR1 Ministry of Trade, Industry Investment and Communications)	-	-	-	29,433,900
003	Betting Office Levy (Ch. 21:53) (Formerly TR1 Ministry of Trade, Industry, Investment and Communications)	-	-	-	37,363,790
		-	-	-	66,797,690
TR1	PERMANENT SECRETARY MINISTRY OF TRADE, INDUSTRY, INVESTMENT AND COMMUNICATIONS				
001	Tote and Forecast (Chap.11:19)	-	5,899,350	-	-
003	Betting Office Levy (Ch. 21:53)	-	7,540,000	-	-
		-	13,439,350	-	-
	Sub-Head Total	-	13,439,350	-	66,797,690



## Trinidad and Tobago

## Head 03 - TAXES ON GOODS AND SERVICES

Sub-Head / Receiver / Item / Sub-Item		2014 Actual	2015 Estimates	2015 Revised Estimates	2016 Estimates
		\$	\$	\$	\$
04	<u>Liquor &amp; Miscellaneous Business Licences &amp; Fees</u>				
FNB	COMPTROLLER OF CUSTOMS AND EXCISE MINISTRY OF FINANCE				
001	Spirit Retailers, Port-of-Spain (Ch. 84:10)	255,263	250,000	285,000	295,000
002	Spirit Retailers, San Fernando (Ch. 84:10)	157,500	215,000	215,000	200,000
003	Spirit Retailers, Towns (Ch. 84:10)	244,350	385,000	275,000	300,000
004	Spirit Retailers, Elsewhere (Ch. 84:10)	2,452,463	3,000,000	2,380,000	2,500,000
005	Spirit Grocers, Port-of-Spain (Ch. 84:10)	226,913	200,000	240,000	250,000
006	Spirit Grocers, San Fernando (Ch. 84:10)	184,223	250,000	250,000	190,000
007	Spirit Grocers, Elsewhere (Ch. 84:10)	1,448,612	1,700,000	1,500,000	1,600,000
008	Spirit Dealers (Ch. 84:10)	55,575	53,000	58,000	55,000
009	Special Hotel up to 15 bedrooms (Ch. 84:10)	185,737	215,000	200,000	200,000
010	Special Hotel, 16-49 bedrooms (Ch. 84:10)	130,500	160,000	160,000	130,000
011	Special Hotel, 50-150 bedrooms (84:10)	103,500	110,000	110,000	110,000
012	Special Hotel, more than 150 bedrooms (Ch. 84:10)	27,000	40,000	30,000	36,000
013	Hotel Spirit, up to 15 bedrooms (Ch. 84:10)	13,500	11,000	17,000	15,000
014	Hotel Spirit, 16-49 bedrooms (Ch. 84:10)	16,875	20,000	20,000	15,000
015	Hotel Spirit, 50-150 bedrooms (84:10)	15,750	18,000	18,000	15,000
016	Hotel Spirit, more than 150 bedrooms (Ch. 84:10)	9,000	-	9,000	-
017	Restaurant, Port-of-Spain (Ch. 84:10)	15,750	16,000	16,000	13,000
018	Restaurant, San Fernando (Ch. 84:10)	37,125	45,000	45,000	40,000
019	Restaurant, Elsewhere (Ch. 84:10)	273,375	400,000	275,000	300,000
020	Special Restaurant, Port-of-Spain (Ch. 84:10)	485,887	500,000	500,000	500,000
021	Special Restaurant, San Fernando (Ch. 84:10)	549,262	686,000	575,000	575,000
022	Special Restaurant, Elsewhere (Ch. 84:10)	2,202,256	2,000,000	2,100,000	2,150,000
023	Night Bar, Port-of-Spain (Ch. 84:10)	-	-	-	-
024	Night Bar, San Fernando (Ch. 84:10)	-	-	-	-
025	Night Bar, Elsewhere (Ch. 84:10)	4,500	8,000	8,000	5,000
026	Wine Retailers, Port-of-Spain (Ch. 84:10)	20,250	15,000	22,000	22,000
027	Wine Retailers, San Fernando (Ch. 84:10)	3,375	3,500	4,500	4,500
028	Wine Retailers, Elsewhere (Ch. 84:10)	28,875	30,000	32,000	32,000
029	Wine Merchants (Ch. 84:10)	4,050	30,000	5,000	10,000
030	Distillers (Chap. 87:54)	2,250	5,000	5,000	5,000
031	Still Dealers (Ch. 87:54)	2,275	2,000	2,000	2,300
032	Compounders (Ch. 87:54)	2,250	2,500	4,000	2,500
033	Methylated Spirits (Chap. 87:54)	1,800	2,000	2,000	2,000
034	Medicinal Spirits (Chap. 87:54)	450	500	500	500
035	Vinegar Manufacturers (Chap. 87:54)	500	600	600	500
036	Bay Rum and Perfumed Spirits (Chap. 87:54)	750	1,000	1,000	1,000
	Liquor & Miscellaneous Business Licences & Fees Carried Forward	9,161,741	10,374,100	9,364,600	9,576,300

## Trinidad and Tobago

## Head 03 - TAXES ON GOODS AND SERVICES

Sub-Head / Receiver / Item / Sub-Item		2014 Actual	2015 Estimates	2015 Revised Estimates	2016 Estimates
04	Liquor & Miscellaneous Business Licences & Fees - Brought Forward	\$ 9,161,741	\$ 10,374,100	\$ 9,364,600	\$ 9,576,300
037	Brewers (Chap. 87:52)	4,000	5,000	5,000	4,000
038	Clubs (Chap. 21:01)	907,050	900,000	725,000	900,000
		10,072,791	11,279,100	10,094,600	10,480,300
MJ1	CHIEF MAGISTRATE MAGISTRACY - JUDICIARY				
001	Occasional (Chap. 84:10)	445,080	400,000	350,000	450,000
002	Transfer Fees (Chap. 84:10)	2,598	14,000	16,000	16,000
		447,678	414,000	366,000	466,000
	Sub-Head Total	10,520,469	11,693,100	10,460,600	10,946,300
05	Motor Vehicles Taxes and Duties (Chap. 48:50)				
FN2	CHAIRMAN BOARD OF INLAND REVENUE MINISTRY OF FINANCE				
001	Motor Vehicles Taxes (Ch. 48:50)	637,060	625,000	275,000	300,000
003	Tax on transfer of Used Motor Vehicles (Ch. 48:50)	37,532,017	39,000,000	37,000,000	38,000,000
		38,169,077	39,625,000	37,275,000	38,300,000
FN3	COMPTROLLER OF CUSTOMS AND EXCISE MINISTRY OF FINANCE				
001	Motor Vehicles Taxes (Ch. 48:50)	477,259,169	481,194,000	435,000,000	445,000,000
TP2	TRANSPORT COMMISSIONER MINISTRY OF TRANSPORT				
001	Motor Vehicles Licences (Ch. 48:50)	-	-	-	-
002	3-year Driving Permits (Ch. 48:50)	41,290	40,000	40,000	-
003	1-year Driving Permits (Ch. 48:50)	22,500	41,000	33,000	-
004	Provisional Driving Permits (Ch. 48:50)	1,516,410	1,500,000	1,600,000	-
005	Conductors' Permits (Ch. 48:50)	-	-	-	-
	Motor Vehicles Taxes and Duties (Chap. 48:50) Carried Forward	517,008,446	522,400,000	473,948,000	483,300,000

## Trinidad and Tobago

## Head 03 - TAXES ON GOODS AND SERVICES

Sub-Head / Receiver / Item / Sub-Item	2014 Actual	2015 Estimates	2015 Revised Estimates	2016 Estimates
05 Motor Vehicles Taxes and Duties (Chap. 48:50) - Brought Forward	\$ 517,008,446	\$ 522,400,000	\$ 473,948,000	\$ 483,300,000
006 Duplicate Permits (Ch. 48:50)	865,800	850,000	850,000	-
007 Taxi Drivers' Licences (Ch. 48:50)	138,180	150,000	45,000	-
008 Examination of Drivers (Ch. 48:50)	8,873,725	9,000,000	9,100,000	-
009 Road Permits (Ch. 48:50)	720,819	690,000	800,000	-
010 Inspection Fees (Ch. 48:50)	16,121,591	18,000,000	19,000,000	-
011 Driving Certificates (Ch. 48:50)	922,775	960,000	960,000	-
012 Dealers' Licences (Ch. 48:50)	2,220,000	2,500,000	2,500,000	-
013 Registration of Motor Vehicles (Ch. 48:50)	3,908,172	4,000,000	4,000,000	-
014 Certified Extracts of Register (Ch. 48:50)	4,778,120	6,000,000	4,800,000	-
015 Changes of Ownership (Ch. 48:50)	342,195	360,000	360,000	-
016 Amendments to Register (Ch. 48:50)	723,125	800,000	900,000	-
017 Other Vehicles (Ch. 48:50)	5,568	-	2,535	-
018 Examination Study Guides (Ch. 48:50)	298,820	500,000	280,000	-
019 Refund of Travelling Expenses	80,596	92,000	94,000	-
020 Miscellaneous	-	-	-	-
021 Priority Bus Route - Toll Charge (Ch. 48:50)	1,341,200	189,000	185,000	-
022 Licence Endorsements (Ch. 48:50)	190,470	186,000	215,000	-
023 Processing of H-Vehicles Applications (Ch. 48:50)	113,840	121,000	106,000	-
024 Certified Extract of Inspector's Report (Ch. 48:50)	-	-	-	-
025 Renewal of Taxi Driver Licence / Badge (Ch. 48:50)	180,120	260,000	260,000	-
026 Application for Maxi-Taxi Licence (Ch. 48:53)	67,100	100,000	70,000	-
031 5 Year Driving Permits (Ch. 48:50)	10,230,640	10,000,000	26,000,000	-
032 4 Year Driving Permits (Ch. 48:50)	8,580	6,000	60,000	-
033 2 Year Driving Permits (Ch. 48:50)	5,620	4,000	30,000	-
034 Subsequent Duplicate of a Licence or Permit	214,800	168,000	320,000	-
035 Duplicate Licence\Badge for Taxi Drivers(Ch. 48:50)	2,320	3,000	75,000	-
036 Subsequent Duplicate Licence/Badge for Taxi	600	1,000	1,000	-
037 10 Year Driving Permits (Chap. 48:50)	40,000	50,000	2,500,000	-
	53,974,976	56,571,000	75,186,535	-
WT2 TRANSPORT COMMISSIONER MINISTRY OF WORKS AND TRANSPORT (FORMERLY TP2 MINISTRY OF TRANSPORT)				
001 Motor Vehicles Licences (Ch. 48:50)	-	-	-	-
002 3-year Driving Permits (Ch. 48:50)	-	-	-	40,000
003 1-year Driving Permits (Ch. 48:50)	-	-	-	40,000
004 Provisional Driving Permits (Ch. 48:50)	-	-	-	1,650,000
Motor Vehicles Taxes and Duties (Chap. 48:50) Carried Forward	569,403,222	577,390,000	547,461,535	485,030,000

## Trinidad and Tobago

## Head 03 - TAXES ON GOODS AND SERVICES

Sub-Head / Receiver / Item / Sub-Item		2014 Actual	2015 Estimates	2015 Revised Estimates	2016 Estimates
05	Motor Vehicles Taxes and Duties (Chap. 48:50) - Brought Forward	\$ 569,403,222	\$ 577,390,000	\$ 547,461,535	\$ 485,030,000
005	Conductors' Permits (Ch. 48:50)	-	-	-	-
006	Duplicate Permits (Ch. 48:50)	-	-	-	875,000
007	Taxi Drivers' Licences (Ch. 48:50)	-	-	-	50,000
008	Examination of Drivers (Ch. 48:50)	-	-	-	9,150,000
009	Road Permits (Ch. 48:50)	-	-	-	850,000
010	Inspection Fees (Ch. 48:50)	-	-	-	19,300,000
011	Driving Certificates (Ch. 48:50)	-	-	-	975,000
012	Dealers' Licences (Ch. 48:50)	-	-	-	2,500,000
013	Registration of Motor Vehicles (Ch. 48:50)	-	-	-	4,050,000
014	Certified Extracts of Register (Ch. 48:50)	-	-	-	5,350,000
015	Changes of Ownership (Ch. 48:50)	-	-	-	370,000
016	Amendments to Register (Ch. 48:50)	-	-	-	950,000
017	Other Vehicles (Ch. 48:50)	-	-	-	-
018	Examination Study Guides (Ch. 48:50)	-	-	-	300,000
019	Refund of Travelling Expenses	-	-	-	90,000
020	Miscellaneous	-	-	-	-
021	Priority Bus Route - Toll Charge (Ch. 48:50)	-	-	-	190,000
022	Licence Endorsements (Ch. 48:50)	-	-	-	225,000
023	Processing of H-Vehicles Applications (Ch. 48:50)	-	-	-	115,000
024	Certified Extract of Inspector's Report (Ch. 48:50)	-	-	-	-
025	Renewal of Taxi Driver Licence / Badge (Ch. 48:50)	-	-	-	260,000
026	Application for Maxi-Taxi Licence (Ch. 48:53)	-	-	-	75,000
031	5 Year Driving Permits (Ch. 48:50)	-	-	-	76,000,000
032	4 Year Driving Permits (Ch. 48:50)	-	-	-	65,000
033	2 Year Driving Permits (Ch. 48:50)	-	-	-	35,000
034	Subsequent Duplicate of a Licence or Permit (Ch 48:50)	-	-	-	330,000
035	Duplicate Licence\Badge for Taxi Drivers(Ch. 48:50)	-	-	-	4,000
036	Subsequent Duplicate Licence/Badge for Taxi Drivers (Ch 48:50)	-	-	-	500
037	10 Year Driving Permits (Chap. 48:50)	-	-	-	2,500,000
		-	-	-	126,339,500
	Sub-Head Total	569,403,222	577,390,000	547,461,535	609,639,500

## Trinidad and Tobago

## Head 03 - TAXES ON GOODS AND SERVICES

Sub-Head / Receiver / Item / Sub-Item		2014 Actual	2015 Estimates	2015 Revised Estimates	2016 Estimates
06	Other	\$	\$	\$	\$
AL1	PERMANENT SECRETARY MINISTRY OF AGRICULTURE, LAND AND FISHERIES				
001	Sawmills (Chap 66:02) (Formerly EVI Ministry of the Environment and Water Resources)	-	-	-	120,000
002	Wild Animals and Birds (Chap 67:01) (Formerly EVI Ministry of the Environment and Water Resources)	-	-	-	100,000
003	Removal Permits (Forestry) (Chap 66:01) (Formerly EVI Ministry of the Environment and Resources)	-	-	-	100,000
004	Bulk Timber Removal Permits (Chap. 66:01) (Formerly EVI Ministry of the Environment and Water Resources)	-	-	-	11,000
005	Log Haulage Permits (Chap. 66:02) (Formerly EVI Ministry of the Environment and Water Resources)	-	-	-	35,000
006	Owner/Operator Furniture Shop Permits (Chap. 66:02) (Formerly EVI Ministry of the Environment and Water Resources)	-	-	-	30,000
007	Veterinary Surgeons' Registration Fees (Chap. 67:04) (Formerly FPI Ministry of Food Production)	-	-	-	500
		-	-	-	396,500
AT4	CHIEF STATE SOLICITOR MINISTRY OF THE ATTORNEY GENERAL AND LEGAL AFFAIRS				
001	Commissioner of Affidavits (Chap. 6:52)	17,920	18,000	21,500	18,000
EN1	PERMANENT SECRETARY MINISTRY OF ENERGY AND ENERGY INDUSTRIES				
001	Marketing Licences (Retail at Petrol Stations, etc) (Chap. 62:01)	435,100	500,000	450,000	471,000
002	Exploration and Production Licences (Chap. 62:01)	-	-	800	-
003	Pipe Lines Licences (Ch. 62:01)	2,500	3,000	3,500	2,500
004	Transfer Fee (Chap. 62:01)	-	-	1,400	-
005	Lease Operators - Sub-Licences (Chap. 62:01)	-	-	14,800	-
	Other				
	Carried Forward	455,520	521,000	492,000	888,000

## Trinidad and Tobago

## Head 03 - TAXES ON GOODS AND SERVICES

Sub-Head / Receiver / Item / Sub-Item		2014 Actual	2015 Estimates	2015 Revised Estimates	2016 Estimates
06	Other	\$	\$	\$	\$
	- Brought Forward	455,520	521,000	492,000	888,000
006	Marketing Licences for Petroleum By-products (Chap. 62:01)	-	12,000	7,000	7,000
007	Transportation Licences (Chapter 62:01)	-	-	-	-
008	Farm Out Operations - Sub Licences (Chap. 62:01)	-	-	-	-
009	Petrochemical Licences (Chap. 62:01)	-	-	-	-
010	Application Fees - Compressed Natural Gas Licences (Chapter 62:01)	5,500	2,500	6,000	10,500
011	Compressed Natural Gas Service Licence (Chapter 62:01)	3,500	3,500	3,500	6,000
012	Compressed Natural Gas Marketing Licence (Chapter 62:01)	20,000	18,000	10,000	36,000
013	Compressed Natural Gas Consumer Refuelling (Chapter 62:01)	-	-	-	-
014	Exploration and Production Private Petroleum Rights Licences (Chap. 62:01)	-	-	-	-
015	Liquefaction of Natural Gas Licences (Chap. 62:01)	-	-	-	-
016	Marketing of Liquefied Natural Gas and Natural Gas Liquid Licences (Chap. 62:01)	-	-	-	-
017	Marketing Licences Fees for Bunkering (Chap. 62:01)	18,900	18,900	-	-
		485,500	557,900	497,000	533,000
EV1	PERMANENT SECRETARY MINISTRY OF THE ENVIRONMENT AND WATER RESOURCES				
001	Sawmills (Chap 66:02)	192,000	200,000	110,000	-
002	Wild Animals and Birds (Chap 67:01)	93,308	85,000	100,000	-
003	Removal Permits (Forestry) (Chap 66:01)	133,614	110,000	95,000	-
004	Bulk Timber Removal Permits (Chap. 66:01)	3,550	10,000	11,000	-
005	Log Haulage Permits (Chap. 66:02)	39,960	30,000	30,000	-
006	Owner/Operator Furniture Shop Permits (Chap. 66:02)	44,500	20,000	20,000	-
		506,932	455,000	366,000	-
FN1	COMPTROLLER OF ACCOUNTS MINISTRY OF FINANCE				
001	Betting Office Licences (Chap.11:19) (Formerly TR1 Ministry of Trade, Industry, Investment and Communications)	-	-	-	3,100,000
	Other				
	Carried Forward	1,010,352	1,030,900	884,500	4,047,500

## Trinidad and Tobago

## Head 03 - TAXES ON GOODS AND SERVICES

Sub-Head / Receiver / Item / Sub-Item	2014 Actual	2015 Estimates	2015 Revised Estimates	2016 Estimates
06 Other - Brought Forward	\$ 1,010,352	\$ 1,030,900	\$ 884,500	\$ 4,047,500
002 Betting Office Permit (Chap.11:19) (Formerly TRI Ministry of Trade, Industry, Investment and Communications)	-	-	-	25,250
FN2 CHAIRMAN BOARD OF INLAND REVENUE MINISTRY OF FINANCE	-	-	-	3,125,250
001 Auctioneers (Chap.84:03)	2,000	4,000	4,000	4,000
004 Tax Clearance Certificates (Ch. 75:01 and Ch. 75:06)	1,037,300	900,000	900,000	1,000,000
005 Moneylenders (Chap. 84:04)	46,500	50,000	50,000	50,000
006 Pawnbrokers (Chap. 84:05)	42,500	35,000	50,000	38,000
015 Hotel Room Tax (Chap. 77:01)	55,532,027	56,500,000	59,000,000	60,000,000
019 Transaction Tax on Financial Services (Chap. 77:01)	74,687,420	75,000,000	74,000,000	75,500,000
020 Insurance Premium Tax (Chap. 77:01)	197,307,752	200,000,000	196,000,000	198,500,000
021 Club Gaming Tax (Chap. 21:01)	45,390,905	40,000,000	53,000,000	155,500,000
FN3 COMPTROLLER OF CUSTOMS AND EXCISE MINISTRY OF FINANCE	374,046,404	372,489,000	383,004,000	490,592,000
003 Dealers Licences- Wireless Telegraphy (Chap. 26:27)	7	175	175	-
004 Copra Manufacturers (Chap: 64: 30)	195	200	200	200
FP1 PERMANENT SECRETARY MINISTRY OF FOOD PRODUCTION	202	375	375	200
001 Veterinary Surgeons' Registration Fees(Chap. 67:04)	1,850	500	500	-
HE1 PERMANENT SECRETARY MINISTRY OF HEALTH				
002 Private Hospitals (Chap. 29:03)	6,875	10,000	10,000	9,000
003 Application for Registration of a Pesticide (Ch. 30:03)	86,653	110,000	110,000	90,000
004 Application for a Licence to import a Pesticide (Ch. 30:03)	117,450	100,000	100,000	100,000
Other Carried Forward	375,269,786	373,740,775	384,109,375	494,863,950

## Trinidad and Tobago

## Head 03 - TAXES ON GOODS AND SERVICES

Sub-Head / Receiver / Item / Sub-Item		2014 Actual	2015 Estimates	2015 Revised Estimates	2016 Estimates
		\$	\$	\$	\$
06	Other - Brought Forward	375,269,786	373,740,775	384,109,375	494,863,950
005	Application for licensing of premises for Pesticides (Ch. 30:03)	336,925	300,000	400,500	400,500
006	Application for Shopkeeper licence to sell drugs (Chap. 29:52)	33,950	50,000	50,000	50,000
		581,853	570,000	670,500	649,500
MJ1	CHIEF MAGISTRATE MAGISTRACY - JUDICIARY				
001	Bailiffs (Chap. 63:50)	460	-	600	-
002	Cinema (Chap. 20:10)	16,630	8,000	14,000	9,500
003	Explosives (Chap. 16:02)	54,750	50,000	50,000	55,000
004	Sale of Old Metal and Marine Stores (Chap. 84:07)	20,000	25,000	20,000	25,000
005	Hucksters and Pedlars (Ch. 84:09)	6,150	3,000	5,500	3,000
006	Precious Metals and Stones (Chap. 84:06)	74,100	80,000	75,000	80,000
007	Produce - Sale of (Chap. 63:52)	850	5,000	5,000	5,000
008	Theatres and Dance Halls (Chap. 21:03)	86,300	100,000	100,000	100,000
009	Tourist Guides (Chap. 11:02)	600	1,000	1,000	800
		259,840	272,000	271,100	278,300
NS2	CHIEF IMMIGRATION OFFICER MINISTRY OF NATIONAL SECURITY				
001	Departure Tax - Ports other than Airports (Ch. 77:01)	467,940	500,000	440,000	500,000
NS3	COMMISSIONER OF POLICE TRINIDAD AND TOBAGO POLICE SERVICE				
001	Firearms and Ammunition (Chap. 16:01)	2,653,522	3,000,000	2,400,000	2,500,000
PUI	PERMANENT SECRETARY MINISTRY OF PUBLIC UTILITIES				
007	Housing Electricians (Chap 54:71)	143,900	180,000	165,000	165,000
SJ1	REGISTRAR SUPREME COURT - JUDICIARY				
001	Bailiffs - (Ch. 4:61 - Act No. 58 of 2000)	35,950	20,000	5,000	40,000
	Other Carried Forward	379,201,813	378,062,775	387,840,975	498,797,750



## Trinidad and Tobago

## Head 03 - TAXES ON GOODS AND SERVICES

Sub-Head / Receiver / Item / Sub-Item		2014 Actual	2015 Estimates	2015 Revised Estimates	2016 Estimates
06	Other - Brought Forward	\$ 379,201,813	\$ 378,062,775	\$ 387,840,975	\$ 498,797,750
TP3	DIRECTOR MARITIME SERVICES MINISTRY OF TRANSPORT				
001	Certificates of Competence (Ch. 50:08)(Ch. 50:10)	50,250	40,000	48,000	-
002	Droggers (Ch. 50:07)	237,252	204,000	225,000	-
003	Motor Launches (Ch. 50:08)	82,300	100,000	100,000	-
004	Pleasure Boats (Ch. 50:06)	-	-	-	-
005	Registration of Ships (Ch. 50:10)	26,895	26,000	26,000	-
006	Safety Certificates (Ch. 50:10)	144,000	130,000	160,000	-
007	Security Certificates (Ch. 50:10)	22,500	29,000	47,000	-
008	Boatmasters and Boat Engineers Licences	36,500	51,000	45,000	-
		599,697	580,000	651,000	-
TR1	PERMANENT SECRETARY MINISTRY OF TRADE, INDUSTRY, INVESTMENT AND COMMUNICATIONS				
001	Betting Office Licences (Chap.11:19)	-	600,000	-	-
002	Betting Office Permit (Chap.11:19)	-	6,000	-	-
		-	606,000	-	-
WT3	DIRECTOR MARITIME SERVICES MINISTRY OF WORKS AND TRANSPORT (FORMERLY TP3 MINISTRY OF TRANSPORT)				
001	Certificates of Competence (Ch. 50:08)(Ch. 50:10)	-	-	-	50,000
002	Droggers (Ch. 50:07)	-	-	-	250,000
003	Motor Launches (Ch. 50:08)	-	-	-	100,000
004	Pleasure Boats (Ch. 50:06)	-	-	-	-
005	Registration of Ships (Ch. 50:10)	-	-	-	27,000
006	Safety Certificates (Ch. 50:10)	-	-	-	170,000
007	Security Certificates (Ch. 50:10)	-	-	-	50,000
008	Boatmasters and Boat Engineers Licences (Ch. 50:10)	-	-	-	45,000
		-	-	-	692,000
	Sub-Head Total	379,801,510	379,248,775	388,491,975	499,489,750

## Trinidad and Tobago

## Head 03 - TAXES ON GOODS AND SERVICES

Sub-Head / Receiver / Item / Sub-Item		2014 Actual	2015 Estimates	2015 Revised Estimates	2016 Estimates
07	<u>Value Added Tax</u>	\$	\$	\$	\$
FN2	CHAIRMAN BOARD OF INLAND REVENUE MINISTRY OF FINANCE				
001	Value Added Tax (Ch. 75:06). Act No. 37 of 1989	5,744,747.381	7,183,000.000	6,705,000.000	12,364,000.000
	Sub-Head Total	5,744,747.381	7,183,000.000	6,705,000.000	12,364,000.000
08	<u>Alcohol and Tobacco Taxes</u>				
FN3	COMPTROLLER OF CUSTOMS AND EXCISE MINISTRY OF FINANCE				
001	Alcoholic and Other Beverages Tax (Chap 77:01)	9,233	-	-	-
002	Tobacco Tax (Ch. 77:01)	3,956,828	3,000,000	7,300,000	7,500,000
	Sub-Head Total	3,966,061	3,000,000	7,300,000	7,500,000

## Trinidad and Tobago

## Head 04 - TAXES ON INTERNATIONAL TRADE

Sub-Head / Receiver / Item / Sub-Item		2014 Actual	2015 Estimates	2015 Revised Estimates	2016 Estimates
01	Import Duties	\$ 2,861,026,078	\$ 2,815,655,150	\$ 2,805,108,150	\$ 2,847,308,500
02	Other	431,291	60,000	451,000	451,000
Total		2,861,457,369	2,815,715,150	2,805,559,150	2,847,759,500

Estimates 2016	...	2,847,759,500
Revised Estimates 2015	...	2,805,559,150
Increase	...	<u>42,200,350</u>

Sub-Head / Receiver / Item / Sub-Item		2014 Actual	2015 Estimates	2015 Revised Estimates	2016 Estimates
01	Import Duties	\$	\$	\$	\$
FN3	COMPTROLLER OF CUSTOMS AND EXCISE MINISTRY OF FINANCE				
001	Import Duties (Chap. 78:01)	2,834,786,171	2,787,642,000	2,780,000,000	2,822,000,000
002	Stamp Duty on Bills of Entry	676	3,150	3,150	3,500
004	Special Tax - Household Effects (Ch. 77:01)	-	10,000	5,000	5,000
005	Import Surcharge (Ch. 77:01)	26,239,231	28,000,000	25,100,000	25,300,000
Sub-Head Total		2,861,026,078	2,815,655,150	2,805,108,150	2,847,308,500
02	Other				
FN3	COMPTROLLER OF CUSTOMS AND EXCISE MINISTRY OF FINANCE				
001	Miscellaneous	431,291	50,000	450,000	450,000
	Other				
	Carried Forward	431,291	50,000	450,000	450,000

## Trinidad and Tobago

## Head 04 - TAXES ON INTERNATIONAL TRADE

Sub-Head / Receiver / Item / Sub-Item		2014 Actual	2015 Estimates	2015 Revised Estimates	2016 Estimates
02	Other - Brought Forward	\$ 431,291	\$ 50,000	\$ 450,000	\$ 450,000
002	Anti-dumping Duty (Ch. 78:05)	-	10,000	1,000	1,000
003	Countervailing Duty (Ch. 78:05)	-	-	-	-
Sub-Head Total		431,291	60,000	451,000	451,000

## Trinidad and Tobago

## Head 05 - OTHER TAXES

Sub-Head / Receiver / Item / Sub-Item		2014 Actual	2015 Estimates	2015 Revised Estimates	2016 Estimates
		\$	\$	\$	\$
FN2	CHAIRMAN BOARD OF INLAND REVENUE MINISTRY OF FINANCE				
01	Stamp Duties (Chap. 76:01)	285,028,853	286,300,000	375,000,000	400,000,000
Total		285,028,853	286,300,000	375,000,000	400,000,000

Estimates 2016	...	...	...	400,000,000
Revised Estimates 2015	...	...	...	375,000,000
Increase	...	...	...	<u>25,000,000</u>

Trinidad and Tobago  
Head 06 - PROPERTY INCOME

Sub-Head / Receiver / Item / Sub-Item		2014 Actual	2015 Estimates	2015 Revised Estimates	2016 Estimates
		\$	\$	\$	\$
01	Rental Income	10,917,359	11,783,800	21,254,050	16,142,100
02	Interest Income	18,699,542	23,380,500	22,490,780	26,250,193
03	Royalties	2,400,872,756	2,042,542,000	1,180,418,000	1,169,031,000
04	Profits from Non-Financial Enterprises	5,690,514,843	5,564,905,000	5,551,593,900	5,352,590,495
05	Profits from Public Financial Institutions	404,196,148	498,500,000	190,863,997	513,500,000
06	Other Property Income	8,939,315	856,600,000	457,142,505	456,600,000
Total		8,534,139,963	8,997,711,300	7,423,763,232	7,534,113,788

Estimates 2016	...	...	...	7,534,113,788
Revised Estimates 2015	...	...	...	7,423,763,232
Increase	...	...	...	110,350,556

Sub-Head / Receiver / Item / Sub-Item		2014 Actual	2015 Estimates	2015 Revised Estimates	2016 Estimates
		\$	\$	\$	\$
01	Rental Income				
AL3	COMMISSIONER OF STATE LANDS MINISTRY OF AGRICULTURE, LAND AND FISHERIES (FORMERLY LMI MIN. OF LAND AND MARINE RESOURCES)				
001	Ground Rents (excluding Quarries, Sand and Gravel)	-	-	-	4,500,000
002	Wayleave for oil pipes along roads	-	-	-	700
003	Rents of Access Roads	-	-	-	100
005	Rents of Housing Lots - Trinidad & Tobago Housing	-	-	-	130,000
006	Rent of Lands, formerly owned by Caroni (1975) Ltd	-	-	-	3,000,000
		-	-	-	7,630,800
CA1	PERMANENT SECRETARY MINISTRY OF COMMUNITY DEVELOPMENT, CULTURE AND THE ARTS				
001	Rental of Booths - Terminal Malls (Formerly CDI Ministry of Community Development)	-	-	-	-
	Rental Income Carried Forward	-	-	-	7,630,800

Trinidad and Tobago  
Head 06 - PROPERTY INCOME

Sub-Head / Receiver / Item / Sub-Item	2014 Actual	2015 Estimates	2015 Revised Estimates	2016 Estimates
01 Rental Income - Brought Forward	\$ -	\$ -	\$ -	\$ 7,630,800
002 Rental of Exhibition Space (Formerly CDI Ministry of Community Development)	-	-	-	10,000
003 Rental of National Academy for the Performing Arts Hotel and facilities (NAPA) (Formerly TMI Ministry of Tourism)	-	-	-	199,000
	-	-	-	209,000
CD1 PERMANENT SECRETARY MINISTRY OF COMMUNITY DEVELOPMENT				
001 Rental of Booths - Terminal Malls	-	-	-	-
002 Rental of Exhibition Space	-	10,000	10,000	-
	-	10,000	10,000	-
ED1 PERMANENT SECRETARY MINISTRY OF EDUCATION				
001 Rental of Rudranath Capildeo Learning Resource Centre	39,500	37,900	37,900	37,900
GY1 PERMANENT SECRETARY MINISTRY OF GENDER, YOUTH AND CHILD DEVELOPMENT				
001 Proceeds from Rental - Chatham Youth Camp	13,430	7,000	7,000	-
002 Proceeds from Rental - Persto Praesto Youth Camp	15,695	15,000	15,000	-
003 Proceeds from Youth Centres	49,255	60,000	75,000	-
	78,380	82,000	97,000	-
HS1 PERMANENT SECRETARY MINISTRY OF HOUSING AND URBAN DEVELOPMENT				
001 Lease Payments/Rents of Government Buildings	2,766,758	2,750,000	8,280,000	-
002 Rental of Finance Building (Roof Level)	44,850	41,400	41,400	-
003 Rental of Vacant Lots	-	-	-	-
	2,811,608	2,791,400	8,321,400	-
LMI COMMISSIONER STATE LANDS MINISTRY OF LAND AND MARINE RESOURCES				
001 Ground Rents (excluding Quarries, Sand and Gravel)	3,645,627	3,700,000	4,500,000	-
Rental Income Carried Forward	6,575,115	6,621,300	12,966,300	7,877,700

Trinidad and Tobago  
Head 06 - PROPERTY INCOME

Sub-Head / Receiver / Item / Sub-Item		2014 Actual	2015 Estimates	2015 Revised Estimates	2016 Estimates
		\$	\$	\$	\$
01	Rental Income - Brought Forward	6,575,115	6,621,300	12,966,300	7,877,700
002	Wayleave for oil pipes along roads	485	700	700	-
003	Rents of Access Roads	-	100	100	-
005	Rents of Housing Lots - Trinidad & Tobago Housing	131,845	130,000	130,000	-
006	Rent of Lands, formerly owned by Caroni (1975) Ltd	560,092	1,000,000	4,400,000	-
		4,338,049	4,830,800	9,030,800	-
PA1	PERMANENT SECRETARY MINISTRY OF PUBLIC ADMINISTRATION				
001	Lease Payments/Rents of Government Buildings (Formerly HSI Ministry of Housing and Urban Dev.)	-	-	-	4,000,000
002	Rental of Finance Building (Roof Level) (Formerly HSI Ministry of Housing and Urban Dev.)	-	-	-	41,400
003	Rental of Vacant Lots (Formerly HSI Ministry of Housing and Urban Dev.)	-	-	-	-
		-	-	-	4,041,400
SP1	PERMANENT SECRETARY MINISTRY OF SPORT AND YOUTH AFFAIRS				
001	West Port-of-Spain Regional Park - Proceeds from Rental, etc.	2,126,102	2,500,000	2,046,000	2,500,000
002	Proceeds from St. Paul Street Multi-purpose Complex	2,301	6,500	2,750	3,000
003	Proceeds from Hockey Facility/Indoor Sporting Arena - Tacarigua	201,315	205,000	243,000	250,000
004	Proceeds from Indoor Sporting Arena - Pleasantville	246,166	205,000	290,000	260,000
005	Proceeds from Indoor Sporting Arena - Point Fortin	165,061	205,000	205,000	175,000
006	Proceeds from Indoor Sporting Arena - Maloney	88,319	75,000	120,000	100,000
007	Proceeds from Indoor Sporting Arena - Chaguanas	278,288	250,000	275,000	300,000
008	Proceeds from Ato Boldon Stadium - Couva	246,592	215,000	230,000	230,000
010	Proceeds from Larry Gomes Stadium - Arima	87,420	50,000	75,000	95,000
011	Proceeds from Mannie Ramjohn Stadium - Marabella	89,610	170,000	110,000	110,000
012	Proceeds from Dwight Yorke Stadium - Bacolet	106,043	125,000	25,000	85,000
013	Proceeds from Rental - Chatham Youth Camp (Formerly GYI Ministry of Gender, Youth and Child Development)	-	-	-	8,000
	Rental Income Carried Forward	10,904,754	11,758,600	21,118,850	16,035,100



Trinidad and Tobago  
Head 06 - PROPERTY INCOME

Sub-Head / Receiver / Item / Sub-Item		2014 Actual	2015 Estimates	2015 Revised Estimates	2016 Estimates
01	Rental Income - Brought Forward	\$ 10,904,754	\$ 11,758,600	\$ 21,118,850	\$ 16,035,100
014	Proceeds from Rental - Persto Praesto Youth Camp (Formerly GYI Ministry of Gender, Youth and Child Development)	-	-	-	15,000
015	Proceeds from Youth Centres (Formerly GYI Ministry of Gender, Youth and Child Development)	-	-	-	67,000
		3,637,217	4,006,500	3,621,750	4,198,000
TM1	PERMANENT SECRETARY MINISTRY OF TOURISM				
001	Rental of National Academy for the Performing Arts	-	-	110,000	-
TP3	DIRECTOR MARITIME SERVICES MINISTRY OF TRANSPORT				
001	Rental of Vessels - Maritime Services	-	10,200	10,200	-
TR1	PERMANENT SECRETARY MINISTRY OF TRADE, INDUSTRY, INVESTMENT AND COMMUNICATIONS				
001	Rental of Equipment - Events Centre	12,605	15,000	15,000	15,000
WT3	DIRECTOR MARITIME SERVICES MINISTRY OF WORKS AND TRANSPORT (FORMERLY TP3 MINISTRY OF TRANSPORT)				
001	Rental of Vessels - Maritime Services	-	-	-	10,000
	Sub-Head Total	10,917,359	11,783,800	21,254,050	16,142,100
02	Interest Income				
FN1	COMPTROLLER OF ACCOUNTS MINISTRY OF FINANCE				
001	Interest on Investment				
	Interest Income Carried Forward	-	-	-	-

Trinidad and Tobago  
Head 06 - PROPERTY INCOME

Sub-Head / Receiver / Item / Sub-Item		2014 Actual	2015 Estimates	2015 Revised Estimates	2016 Estimates
01	Consolidated Fund	\$ 26,026	\$ 25,000	\$ 25,000	\$ 25,000
02	Renewals Fund	-	-	-	-
03	Provident Fund	-	-	-	-
		-----	-----	-----	-----
002	Interest on Floating Balances	26,026	25,000	25,000	25,000
003	Interest on Loans and Advances	10,615	10,000	10,000	10,000
	COMPTROLLER OF ACCOUNTS				
17	Interest on Loans to Public Servants	7,439,059	8,000,000	8,000,000	8,000,000
19	Loan to Government of Belize - Hurricanes "Carmen" and "Fifi"	-	-	-	-
21	Trinidad and Tobago Mortgage Finance Company Limited	9,681,942	8,925,000	9,053,048	8,379,790
33	Caribbean Development Bank	-	-	-	-
45	Naparima Star Lodge and Pride of Naparima Lodge	-	-	-	-
47	Holy Trinity Cathedral	-	-	-	-
50	Loan to Government of Dominica	-	470,000	470,000	400,000
52	Loan to Government of St Lucia	-	-	2,155,982	4,311,964
53	Loan to Government of Grenada	-	2,347,500	1,173,750	2,347,500
63	Loan to Government of Guyana	1,537,447	3,595,000	1,595,000	2,767,939
64	Trinidad and Tobago Postal Corporation	-	-	-	-
65	National Energy Skills Centre	-	-	-	-
66	Sugar Manufacturing Company Ltd (SMCL)	-	-	-	-
		-----	-----	-----	-----
004	Interest on Swap Agreement - Six Fast Patrol Crafts	18,658,448 4,453	23,337,500 8,000	22,447,780 8,000	26,207,193 8,000
	Sub-Head Total	18,699,542	23,380,500	22,490,780	26,250,193
03	Royalties				
ENI	PERMANENT SECRETARY MINISTRY OF ENERGY AND ENERGY INDUSTRIES				
001	Royalty on Oil and Gas (Chap. 62:01)	2,399,194,402	2,041,000,000	1,177,000,000	1,165,489,000
002	Asphalt or Pitch won from the Pitch Lake (Ch. 61:03)	279,804	42,000	42,000	42,000
	Royalties Carried Forward	2,399,474,206	2,041,042,000	1,177,042,000	1,165,531,000

Trinidad and Tobago  
Head 06 - PROPERTY INCOME

Sub-Head / Receiver / Item / Sub-Item		2014 Actual	2015 Estimates	2015 Revised Estimates	2016 Estimates
		\$	\$	\$	\$
03	Royalties - Brought Forward	2,399,474,206	2,041,042,000	1,177,042,000	1,165,531,000
003	Quarries, Sand and Gravel Pits (Ch. 61:03)	1,398,550	1,500,000	3,376,000	3,500,000
	Sub-Head Total	2,400,872,756	2,042,542,000	1,180,418,000	1,169,031,000
04	<u>Profits from Non-Financial Enterprises</u>				
FNI	COMPTROLLER OF ACCOUNTS MINISTRY OF FINANCE				
	DIVIDENDS AND SURPLUSES				
001	National Lottery (Chap. 21:04)	262,908,210	265,000,000	225,000,000	265,000,000
FNS	PERMANENT SECRETARY MINISTRY OF FINANCE (INVESTMENT DIVISION)				
002	State Enterprises	5,357,444,283	5,297,905,000	5,324,593,900	5,046,790,495
003	CLICO Investment Fund	70,162,350	2,000,000	2,000,000	40,800,000
		5,427,606,633	5,299,905,000	5,326,593,900	5,087,590,495
	Sub-Head Total	5,690,514,843	5,564,905,000	5,551,593,900	5,352,590,495
05	<u>Profits from Public Financial Institutions</u>				
FNI	COMPTROLLER OF ACCOUNTS MINISTRY OF FINANCE				
	INTEREST, DIVIDENDS AND SURPLUSES				
001	Equity Profits - Central Bank (Ch. 79:02)	392,550,270	485,000,000	177,363,997	500,000,000
	Profits from Public Financial Institutions Carried Forward	392,550,270	485,000,000	177,363,997	500,000,000

Trinidad and Tobago  
Head 06 - PROPERTY INCOME

Sub-Head / Receiver / Item / Sub-Item		2014 Actual	2015 Estimates	2015 Revised Estimates	2016 Estimates
05	Profits from Public Financial Institutions - Brought Forward	\$ 392,550,270	\$ 485,000,000	\$ 177,363,997	\$ 500,000,000
FN5	PERMANENT SECRETARY MINISTRY OF FINANCE (INVESTMENT DIVISION)				
001	State Enterprises	11,645,878	13,500,000	13,500,000	13,500,000
	Sub-Head Total	404,196,148	498,500,000	190,863,997	513,500,000
06	Other Property Income				
AL3	COMMISSIONER OF STATE LANDS MINISTRY OF AGRICULTURE, LAND AND FISHERIES (FORMERLY LMI MIN. OF LAND AND MARINE RESOURCES)				
001	Premia on Leases (Chap 57:01)	-	-	-	100,000
003	Premia on Reclaimed Lands (Chap 57:01)	-	-	-	-
004	Premia for variations of the User Clauses in	-	-	-	2,000,000
		-	-	-	2,100,000
EN1	PERMANENT SECRETARY MINISTRY OF ENERGY AND ENERGY INDUSTRIES				
001	Share of Profits from Oil Companies under Production Sharing Contract (Chap 62:01)	-	850,000,000	450,000,000	450,000,000
HS1	PERMANENT SECRETARY MINISTRY OF HOUSING AND URBAN DEVELOPMENT				
003	Shelter Construction Financing Facility	1,834,051	4,500,000	4,500,000	4,500,000
004	Lease Payment for Former Caroni Lands Sugar Industry	-	-	-	-
005	Interest from the Sale of Government Quarters	-	-	-	-
		1,834,051	4,500,000	4,500,000	4,500,000
LMI	COMMISSIONER STATE LANDS MINISTRY OF LAND AND MARINE RESOURCES				
001	Premia on Leases (Chap 57:01)	5,095,264	100,000	642,505	-
	Other Property Income Carried Forward	6,929,315	854,600,000	455,142,505	456,600,000

Trinidad and Tobago  
Head 06 - PROPERTY INCOME

Sub-Head / Receiver / Item / Sub-Item		2014 Actual	2015 Estimates	2015 Revised Estimates	2016 Estimates
06	Other Property Income - Brought Forward	\$ 6,929,315	\$ 854,600,000	\$ 455,142,505	\$ 456,600,000
003 004	Premia on Reclaimed Lands (Chap 57:01) Premia for variations of the User Clauses in	- 2,010,000	- 2,000,000	- 2,000,000	- -
		7,105,264	2,100,000	2,642,505	-
PA1	PERMANENT SECRETARY MINISTRY OF PUBLIC ADMINISTRATION				
001	Interest from the Sale of Government Quarters (Formerly HS1 005 Ministry of Housing and Urban Dev.)	-	-	-	-
	Sub-Head Total	8,939,315	856,600,000	457,142,505	456,600,000

## Trinidad and Tobago

## Head 07 - OTHER NON-TAX REVENUE

Sub-Head / Receiver / Item / Sub-Item		2014 Actual	2015 Estimates	2015 Revised Estimates	2016 Estimates
		\$	\$	\$	\$
01	Administrative Fees and Charges	803,779,939	666,002,770	622,696,240	623,021,040
02	Fines and Forfeitures	83,636,185	92,880,520	77,710,287	83,559,100
03	Pension Contributions	39,607,358	51,245,500	40,528,500	46,710,000
04	Non-Industrial Sales	23,772,479	22,343,900	24,002,210	25,477,700
06	Other (Miscellaneous)	277,418,332	150,303,100	740,499,850	362,253,550
Total		1,228,214,293	982,775,790	1,505,437,087	1,141,021,390

Estimates 2016	...	...	...	1,141,021,390
Revised Estimates 2015	...	...	...	1,505,437,087
Decrease	...	...	...	<u>364,415,697</u>

Sub-Head / Receiver / Item / Sub-Item		2014 Actual	2015 Estimates	2015 Revised Estimates	2016 Estimates
		\$	\$	\$	\$
01	<u>Administrative Fees and Charges</u>				
AL1	PERMANENT SECRETARY MINISTRY OF AGRICULTURE, LAND AND FISHERIES				
001	Fees - San Fernando Hill (Formerly EVI Ministry of the Environment and Water Resources)	-	-	-	280,000
002	Fees - Caroni Swamp (Formerly EVI Ministry of the Environment and Water Resources)	-	-	-	-
003	Agriculture-Examiner of Animals (Ch. 67:02) (Formerly FPI Ministry of Food Production)	-	-	-	3,000
004	Veterinary Officers' Fees (Ch. 67:04) (Formerly FPI Ministry of Food Production)	-	-	-	20,000
005	Dogs and Cats Quarantine Stn. Quarantine Fees (Ch. 67:02) (Formerly FPI Ministry of Food Production)	-	-	-	-
	Administrative Fees and Charges Carried Forward	-	-	-	303,000

Trinidad and Tobago  
Head 07 - OTHER NON-TAX REVENUE

Sub-Head / Receiver / Item / Sub-Item	2014 Actual	2015 Estimates	2015 Revised Estimates	2016 Estimates
01 Administrative Fees and Charges - Brought Forward	\$ -	\$ -	\$ -	303,000
006 Laboratory Fees (Formerly FPI Ministry of Food Production)	-	-	-	45,000
007 Import Permits (Ch. 67:02) (Formerly FPI Ministry of Food Production)	-	-	-	90,000
008 Registration Fees - Praedial Larceny (Formerly FPI Ministry of Food Production)	-	-	-	2,000
009 Export Permits (Ch. 67:02) (Formerly FPI Ministry of Food Production)	-	-	-	25,000
010 Horses Quarantine Station, Quarantine Fees (Formerly FPI Ministry of Food Production)	-	-	-	20,000
	-	-	-	485,000
AL3 COMMISSIONER OF STATE LANDS MINISTRY OF AGRICULTURE, LAND AND FISHERIES (FORMERLY LMI MIN. OF LAND AND MARINE RESOURCES)				
001 Commissioner of State Lands Search Fees	-	-	-	-
002 Miscellaneous	-	-	-	10,000
003 Licence Fee for Land Reclamation (Ch. 57:01)	-	-	-	500,000
004 Preparation and Processing of Agreement and Leases	-	-	-	130,000
005 Processing of Reclamation and Jetty Licences	-	-	-	-
006 Approval of Building Plans on Lands subject to State Leases (Ch. 57:01)	-	-	-	15,000
007 Grant of Consent to Assign (Ch. 57:01)	-	-	-	102,000
	-	-	-	757,000
AM1 PERMANENT SECRETARY MINISTRY OF THE ARTS AND MULTICULTURALISM				
001 Fees - National Academy for the Performing Arts	2,092,426	2,200,000	1,600,000	-
AT4 CHIEF STATE SOLICITOR MINISTRY OF THE ATTORNEY GENERAL AND LEGAL AFFAIRS				
001 State Solicitor	738,382	204,000	204,000	550,000
002 Administrator General (Chap 9:01)	36,911	12,000	12,000	12,000
003 Official Receiver (Chap 9:70:81:01)	-	-	-	-
004 Public Trustee	2,725	6,200	6,200	4,000
	778,018	222,200	222,200	566,000
Administrative Fees and Charges Carried Forward	2,870,444	2,422,200	1,822,200	1,808,000

Trinidad and Tobago  
Head 07 - OTHER NON-TAX REVENUE

Sub-Head / Receiver / Item / Sub-Item		2014 Actual	2015 Estimates	2015 Revised Estimates	2016 Estimates
01	Administrative Fees and Charges - Brought Forward	\$ 2,870,444	\$ 2,422,200	\$ 1,822,200	\$ 1,808,000
AT6	REGISTRAR GENERAL MINISTRY OF THE ATTORNEY GENERAL AND LEGAL AFFAIRS (FORMERLY LA1 MINISTRY OF LEGAL AFFAIRS)				
001	Registrar General (Chap 19:03)	-	-	-	30,000,000
002	Application for Marriage Officers' Licence (Chap 45:01)	-	-	-	5,000
003	Marriage Officers' Licence Fee (Chap 45:01)	-	-	-	3,000
004	Renewal of Marriage Officers' Licence (Chap 45:01)	-	-	-	12,000
		-	-	-	30,020,000
AT7	CONTROLLER INTELLECTUAL PROPERTY OFFICE MINISTRY OF THE ATTORNEY GENERAL AND LEGAL AFFAIRS (FORMERLY LA2 MINISTRY OF LEGAL AFFAIRS)				
001	Intellectual Property Fees (Chap 82:75-82:81)	-	-	-	5,800,000
CA1	PERMANENT SECRETARY MINISTRY OF COMMUNITY DEVELOPMENT, CULTURE AND THE ARTS				
001	Fees - National Academy for the Performing Arts (Formerly AMI Ministry of the Arts and Multiculturalism)	-	-	-	1,596,000
CD1	PERMANENT SECRETARY MINISTRY OF COMMUNITY DEVELOPMENT				
001	Adult Classes	79	400	400	-
CM1	PERMANENT SECRETARY MINISTRY OF COMMUNICATIONS				
003	Censor Cinematograph Film (Formerly TR1 Ministry of Trade, Industry, Investment and Communications)	-	-	-	40,000
EB1	CHIEF ELECTION OFFICER ELECTIONS AND BOUNDARIES COMMISSION				
001	Fees for the replacement of Identification Cards (Chap 2:01)	277,890	330,000	330,000	330,000
	Administrative Fees and Charges Carried Forward	3,148,413	2,752,600	2,152,600	39,594,000



## Trinidad and Tobago

## Head 07 - OTHER NON-TAX REVENUE

Sub-Head / Receiver / Item / Sub-Item		2014 Actual	2015 Estimates	2015 Revised Estimates	2016 Estimates
01	Administrative Fees and Charges - Brought Forward	\$ 3,148,413	\$ 2,752,600	\$ 2,152,600	\$ 39,594,000
ED1	PERMANENT SECRETARY MINISTRY OF EDUCATION				
003	Sale of Handwork and Publications	-	80	80	-
004	External Examination - Local Fees for Candidates-	744,170	700,000	700,000	750,000
006	Polytechnic Registration	3,116	2,000	2,000	3,200
007	Polytechnic Tuition	11,709	8,500	8,500	11,800
008	Polytechnic Laboratory	3,560	2,500	2,500	3,600
012	Registration of Teachers	6,780	9,500	9,500	7,000
013	Examination Fees not Elsewhere Classified	1,276,453	600,000	1,058,000	200,000
014	Sale of Dictionary of Occupational Titles	-	500	500	-
015	Fees - Certified Examinations Statements & Transcripts	12,564	22,000	14,000	8,000
016	Textbook Rental Programme - Fees	6,762	6,500	6,500	40,000
017	Examination Fees (Formerly TEI Ministry of Tertiary Education and Skills Training)	-	-	-	70,000
		2,065,114	1,351,580	1,801,580	1,093,600
EN1	PERMANENT SECRETARY MINISTRY OF ENERGY AND ENERGY INDUSTRIES				
001	Petroleum Testing Laboratory	-	-	-	-
002	Fees for Competitive Bidding - Petroleum (Ch. 62:01)	3,022,000	4,000,000	4,000,000	4,000,000
004	Oil Impost (Chap. 62:01, Sec. 72-74)	119,675,432	117,439,500	117,439,500	128,000,000
006	Signature Bonuses-Competitive Bidding (Chap 62:01)	-	2,040,000	2,040,000	2,040,000
007	Application Fees - Exploration & Production Licences (Ch. 62:01)	3,500	1,000	1,000	1,000
008	Application Fees - Petrochemical Licences (Chap 62:01)	-	-	-	-
009	Application Fees - Lease Operators (Chap 62:01)	-	-	-	-
010	Fees for Competitive Bidding - Quarries (Ch. 61:03)	-	-	-	-
011	Application Fees - Bids for Wholesale Marketing Licences (Chap 62:01)	-	-	-	-
013	Fees - Miscellaneous	5,700	4,500	4,500	4,500
014	Production Bonus-North Coast Marine Area 1 (NCMA1)	-	-	-	-
015	Production Bonuses - Other Companies	-	-	-	-
	Administrative Fees and Charges Carried forward	127,920,159	127,589,180	127,439,180	174,733,100

## Trinidad and Tobago

## Head 07 - OTHER NON-TAX REVENUE

Sub-Head / Receiver / Item / Sub-Item		2014 Actual	2015 Estimates	2015 Revised Estimates	2016 Estimates
		\$	\$	\$	\$
01	Administrative Fees and Charges - Brought Forward	127,920,159	127,589,180	127,439,180	174,733,100
016	Bunkering Company Licence Fee (Ex-vessel and Ex-wharf) (Chap. 62:01)	25,534	26,000	26,000	30,000
017	Bunkering Vessel Inspection Fee (Ex-vessel) (Ch. 62:01)	12,767	6,300	6,300	6,300
018	Facility Inspection Fee (Ex-wharf)(Ch. 62:01)	-	6,300	6,300	6,300
		122,744,933	123,523,600	123,523,600	134,088,100
EV1	PERMANENT SECRETARY MINISTRY OF THE ENVIRONMENT AND WATER RESOURCES				
001	Fees - San Fernando Hill	285,100	300,000	300,000	-
002	Fees - Caroni Swamp	-	-	50	-
003	Specialized Services - Meteorological Services	43,995	60,000	51,000	-
005	Water Improvement Rates (Chap 54:41)	472,145,367	345,000,000	314,000,000	-
		472,474,462	345,360,000	314,351,050	-
FA1	PERMANENT SECRETARY MINISTRY OF FOREIGN AND CARICOM AFFAIRS				
002	Diplomatic Mail Service Charge (Chapter 77:01)	2,754,976	2,600,000	2,600,000	2,500,000
004	Examination Fees	-	-	-	-
		2,754,976	2,600,000	2,600,000	2,500,000
FN1	COMPTROLLER OF ACCOUNTS MINISTRY OF FINANCE				
001	Licence Fees - Financial Institutions other than Commercial Banks	210	-	-	-
FN2	CHAIRMAN BOARD OF INLAND REVENUE MINISTRY OF FINANCE				
001	Cinematograph Arrangement Fee (Chap 77:03 Sec 10)	3,000	-	-	3,000
002	Warden's Search Fees	58,096	60,000	82,000	60,000
003	Pension Plan - Registration Fee (Ch. 84:01)	360	400	900	400
		61,456	60,400	82,900	63,400
FN3	COMPTROLLER OF CUSTOMS AND EXCISE MINISTRY OF FINANCE				
001	Comptroller of Customs and Excise (Ch. 78:01)	8,401,475	8,000,000	9,000,000	9,000,000
	Administrative Fees and Charges Carried Forward	611,651,039	483,648,180	453,511,730	186,339,100

## Trinidad and Tobago

## Head 07 - OTHER NON-TAX REVENUE

Sub-Head / Receiver / Item / Sub-Item		2014 Actual	2015 Estimates	2015 Revised Estimates	2016 Estimates
		\$	\$	\$	\$
01	Administrative Fees and Charges - Brought Forward	611,651,039	483,648,180	453,511,730	186,339,100
002	Processing of Bills of Sight (Ch. 78:01)	332,902	102,000	102,000	350,000
003	Container Processing Fees (Ch. 78:01)	41,071,024	38,000,000	37,000,000	40,000,000
004	Customs Declaration Transaction User Fee (Chap 78:01)	9,382,273	7,527,020	7,527,020	9,000,000
		59,187,674	53,629,020	53,629,020	58,350,000
FN7	SUPERVISOR OF INSOLVENCY OFFICE OF THE SUPERVISOR OF INSOLVENCY				
001	Fees for Licenses and Other Services under the Bankruptcy and Insolvency Act No. 26 of 2007	-	6,000	8,000	6,000
FP1	PERMANENT SECRETARY MINISTRY OF FOOD PRODUCTION				
001	Agriculture-Examiner of Animals (Ch. 67:02)	2,775	6,500	6,500	-
002	Veterinary Officers' Fees (Ch. 67:04)	16,719	12,000	12,200	-
003	Dogs and Cats Quarantine Stn. Quarantine Fees	-	-	-	-
004	Laboratory Fees	47,590	70,000	50,000	-
005	Import Permits (Ch. 67:02)	116,060	112,500	120,000	-
006	Registration Fees - Praedial Larceny	2,740	1,520	1,520	-
007	Export Permits (Ch. 67:02)	24,690	24,600	24,600	-
008	Horses Quarantine Station, Quarantine Fees	16,920	16,000	16,000	-
		227,494	243,120	230,820	-
HE1	PERMANENT SECRETARY MINISTRY OF HEALTH				
002	Hospital - Miscellaneous	-	-	150	-
003	Chemist (Ch. 30:01)(Ch. 30:03)	341,869	560,000	560,000	460,000
004	Pathology	-	-	-	-
005	Hospital - X-ray Electrical Treatment and Physiotherapy	-	-	-	-
006	Hospital - Maintenance of Patients and Operation Fees	-	-	-	-
009	Public Health Inspectors Overtime Allowances	-	100,000	60,000	-
		341,869	660,000	620,150	460,000
	Administrative Fees and Charges Carried Forward	663,006,601	530,186,320	498,999,720	236,155,100

## Trinidad and Tobago

## Head 07 - OTHER NON-TAX REVENUE

Sub-Head / Receiver / Item / Sub-Item		2014 Actual	2015 Estimates	2015 Revised Estimates	2016 Estimates
01	Administrative Fees and Charges - Brought Forward	\$ 663,006,601	\$ 530,186,320	\$ 498,999,720	\$ 236,155,100
IC2	REGISTRAR INTEGRITY COMMISSION				
001	Legal Judgements in favour of the Integrity Commission	49,000	75,000	56,250	20,000
LA1	REGISTRAR GENERAL MINISTRY OF LEGAL AFFAIRS				
001	Registrar General (Chap 19:03)	34,858,905	32,400,000	27,500,000	-
002	Application for Marriage Officers' Licence	5,000	6,000	4,600	-
003	Marriage Officers' Licence Fee (Chap 45:01)	2,000	3,600	4,000	-
004	Renewal of Marriage Officers' Licence (Chap 45:01)	12,000	11,000	11,000	-
		34,877,905	32,420,600	27,519,600	-
LA2	CONTROLLER, INTELLECTUAL PROPERTY OFFICE MINISTRY OF LEGAL AFFAIRS				
001	Intellectual Property Fees (Chap 82:75-82:81)	5,714,288	5,700,000	5,700,000	-
LE1	PERMANENT SECRETARY MINISTRY OF LABOUR AND SMALL ENTERPRISE DEVELOPMENT				
001	Registrar, Trade Unions (Chap 88:02)	35	50	50	50
002	Commissioner of Co-operatives (Chap 81:03)	20	60	60	60
003	Registrar, Friendly Societies (Chap 32:50)	221	130	130	130
		276	240	240	240
LM1	COMMISSIONER STATE LANDS MINISTRY OF LAND AND MARINE RESOURCES				
001	Commissioner of State Lands Search Fees	-	-	-	-
002	Miscellaneous	748	15,000	9,000	-
003	Licence Fee for Land Reclamation (Ch. 57:01)	667,650	200,000	200,000	-
004	Preparation and Processing of Agreement and Leases	35,150	183,600	183,600	-
005	Processing of Reclamation and Jetty Licences	-	4,080	4,080	-
006	Approval of Building Plans on Lands subject to	10,750	2,500	16,600	-
	Administrative Fees and Charges Carried Forward	704,362,368	568,787,340	532,689,090	236,175,340

Trinidad and Tobago  
Head 07 - OTHER NON-TAX REVENUE

Sub-Head / Receiver / Item / Sub-Item		2014 Actual	2015 Estimates	2015 Revised Estimates	2016 Estimates
		\$	\$	\$	\$
01	Administrative Fees and Charges - Brought Forward	704,362,368	568,787,340	532,689,090	236,175,340
007	Grant of Consent to Assign (Ch. 57:01)	42,371	102,000	102,000	-
		756,669	507,180	515,280	-
MJ1	CHIEF MAGISTRATE MAGISTRACY - JUDICIARY				
001	District and Petty Civil Courts (Chap 4:21)	51,353	26,400	32,400	40,000
002	Magistrates' Courts (Chap 4:20)	129,854	141,000	119,000	120,000
003	Liquor Licences - Application Fees (Chap 84:10)	42,204	46,000	46,000	44,000
004	Magistrates' Notes of Evidence (Chap 4:20)	164,297	160,000	160,000	170,000
		387,708	373,400	357,400	374,000
NS1	PERMANENT SECRETARY MINISTRY OF NATIONAL SECURITY				
001	Naturalisation Certificates (Chap 1:50)	17,400	26,000	16,000	15,000
002	Registration as a Citizen (Chap 1:50)	197,569	260,000	212,700	160,000
003	Work Permits - Application Fees (Chap 18:01)	3,835,800	3,430,000	3,875,000	3,800,000
004	Work Permits - Duration Fees (Chap 18:01)	31,350,900	31,000,000	23,000,000	27,000,000
005	Travelling Salesmen - Permit Fees (Chap 18:01)	-	5,000	5,000	-
006	Certificate of Residence (Chap 18:01)	497,900	500,000	342,000	400,000
007	Trinidad and Tobago Forensic Science Centre-Fees for Services (Chap 7:02)	21,180	18,000	18,000	23,000
008	Overseas Missionary Permits (Chap 18:01)	162,500	149,000	149,000	140,000
		36,083,249	35,388,000	27,617,700	31,538,000
NS2	CHIEF IMMIGRATION OFFICER MINISTRY OF NATIONAL SECURITY				
001	Passport and Permit Fees (Chap 18:01)	43,152,161	42,000,000	42,000,000	44,000,000
002	Immigration - Boarding and Clearing Fees (Chap 18:01)	1,302,850	1,400,000	1,400,000	1,400,000
003	Certificate of Residence under Amnesty Programme - Application Fee (Chap 18:01)	-	-	-	-
005	Restoration of Citizenship - Application Fees (Chap 1:50)	11,775	12,000	6,100	10,000
006	Restoration of Citizenship - Certificate Fees (Chap 1:50)	62,571	100,000	70,000	60,000
	Administrative Fees and Charges Carried Forward	785,405,053	648,162,740	604,242,290	313,557,340

## Trinidad and Tobago

## Head 07 - OTHER NON-TAX REVENUE

Sub-Head / Receiver / Item / Sub-Item		2014 Actual	2015 Estimates	2015 Revised Estimates	2016 Estimates
		\$	\$	\$	\$
01	Administrative Fees and Charges - Brought Forward	785,405,053	648,162,740	604,242,290	313,557,340
007	Issue of Letters confirming Citizenship or Residence (Chap 18:01)	44,836	50,000	33,000	40,000
		44,574,193	43,562,000	43,509,100	45,510,000
NS3	COMMISSIONER OF POLICE TRINIDAD AND TOBAGO POLICE SERVICE				
001	Clothing and Powder Cart	1,700	500	500	500
003	Miscellaneous	9,087,132	9,000,000	9,000,000	9,300,000
004	Fees for lodgement of firearms (Ch. 16:01)	109,820	130,000	122,000	110,000
		9,198,652	9,130,500	9,122,500	9,410,500
NS4	CHIEF FIRE OFFICER MINISTRY OF NATIONAL SECURITY				
001	Special Services (Ch. 35:50)	615,244	600,000	600,000	700,000
002	Examination Fees (Ch. 35:50)	-	-	-	-
		615,244	600,000	600,000	700,000
PL2	DIRECTOR OF STATISTICS MINISTRY OF PLANNING AND DEVELOPMENT				
001	Supply of Statistical Information (Ch.19:02)	-	35,000	35,000	75,000
002	Computer Service (C.S.O.) (Ch.19:02)	-	8,000	8,000	24,000
		-	43,000	43,000	99,000
PUI	PERMANENT SECRETARY MINISTRY OF PUBLIC UTILITIES				
004	Government Electrical Inspector's Fees (Ch. 54:72)	4,882,920	4,800,000	4,800,000	5,000,000
005	Specialized Services - Meteorological Services Division (Formerly EVI Ministry of the Environment and Water Resources)	-	-	-	50,000
006	Water Improvement Rates (Chap 54:41) (Formerly EVI Ministry of the Environment and Water Resources)	-	-	-	290,000,000
		4,882,920	4,800,000	4,800,000	295,050,000
	Administrative Fees and Charges Carried Forward	800,146,705	662,786,240	618,840,790	618,856,840

## Trinidad and Tobago

## Head 07 - OTHER NON-TAX REVENUE

Sub-Head / Receiver / Item / Sub-Item		2014 Actual	2015 Estimates	2015 Revised Estimates	2016 Estimates
01	Administrative Fees and Charges - Brought Forward	\$ 800,146,705	\$ 662,786,240	\$ 618,840,790	\$ 618,856,840
SC1	DIRECTOR OF PERSONNEL ADMINISTRATION SERVICE COMMISSIONS DEPARTMENT				
001	Civil Service Entrance Examination Fees (Ch. 23:01)	470,900	212,500	212,500	526,250
002	Fees for copies of judgement orders by the Police Service Commission (Ch.01:01)	-	500	-	-
003	Legal Judgements in favour of Service Commission	-	-	-	-
		470,900	213,000	212,500	526,250
SD1	PERMANENT SECRETARY MINISTRY OF SOCIAL DEVELOPMENT AND FAMILY SERVICES				
001	Adult classes (Formerly CD1 Ministry of Community Development)	-	-	-	150
SJ1	REGISTRAR SUPREME COURT - JUDICIARY				
001	Registrar, Supreme Court (Chap 4:01)	1,902,558	1,900,000	2,566,000	2,600,000
002	Commissioner, Workman's Compensation Ordinance (Chap 88:05)	-	-	-	-
003	Notaries Public Registration Fees (Chap 6:51)	3,000	1,500	1,500	2,000
004	Marshal (Chap 4:01)	1,554	1,800	1,800	1,800
		1,907,112	1,903,300	2,569,300	2,603,800
SP1	PERMANENT SECRETARY MINISTRY OF SPORT AND YOUTH AFFAIRS				
001	Community Swimming Pools	149,100	130,000	130,000	150,000
TA1	REGISTRAR TAX APPEAL BOARD				
001	Appeal Board (Ch. 4:50)	10	-	-	-
TE1	PERMANENT SECRETARY MINISTRY OF TERTIARY EDUCATION AND SKILLS TRAINING				
001	Examination Fees	17,830	28,330	28,330	-
	Administrative Fees and Charges Carried Forward	802,691,657	665,060,870	621,780,920	622,137,040

## Trinidad and Tobago

## Head 07 - OTHER NON-TAX REVENUE

Sub-Head / Receiver / Item / Sub-Item		2014 Actual	2015 Estimates	2015 Revised Estimates	2016 Estimates
01	Administrative Fees and Charges - Brought Forward	\$ 802,691,657	\$ 665,060,870	\$ 621,780,920	\$ 622,137,040
TP2	TRANSPORT COMMISSIONER MINISTRY OF TRANSPORT				
001	Weighbridge Fees (Chap 48:50)	728,255	700,000	700,000	-
002	Miscellaneous	-	-	-	-
003	Registration Fee for Testing Station (Chap 48:50)	-	1,000	2,000	-
004	Renewal Fee for Testing Station (Chap 48:50)	27,000	34,500	34,500	-
005	Examiner Certificate Fee (Chap 48:50)	9,600	11,000	11,000	-
006	Renewal of Examiner Certificate Fee (Chap 48:50)	7,200	5,000	5,400	-
		772,055	751,500	752,900	-
TP3	DIRECTOR MARITIME SERVICES MINISTRY OF TRANSPORT				
001	Shipping Office Fees (Chap 50:10)	190,320	62,400	50,420	-
TR1	PERMANENT SECRETARY MINISTRY OF TRADE, INDUSTRY, INVESTMENT AND COMMUNICATIONS				
001	Events Centre - Fees for Service	-	-	-	-
002	Inspectors of Weights and Measures	83,940	90,000	74,000	50,000
003	Censor Cinematograph Film	41,967	38,000	38,000	-
		125,907	128,000	112,000	50,000
WT2	TRANSPORT COMMISSIONER MINISTRY OF WORKS AND TRANSPORT (FORMERLY TP2 MINISTRY OF TRANSPORT)				
001	Weighbridge Fees (Chap 48:50)	-	-	-	720,000
002	Miscellaneous	-	-	-	-
003	Registration Fee for Testing Station (Chap 48:50)	-	-	-	2,000
004	Renewal Fee for Testing Station (Chap 48:50)	-	-	-	35,000
005	Examiner Certificate Fee (Chap 48:50)	-	-	-	10,000
006	Renewal of Examiner Certificate Fee (Chap 48:50)	-	-	-	7,000
		-	-	-	774,000
WT3	DIRECTOR MARITIME SERVICES MINISTRY OF WORKS AND TRANSPORT (FORMERLY TP3 MINISTRY OF TRANSPORT)				
001	Shipping Office Fees (Chap 50:10)	-	-	-	60,000
	Sub-Head Total	803,779,939	666,002,770	622,696,240	623,021,040



## Trinidad and Tobago

## Head 07 - OTHER NON-TAX REVENUE

Sub-Head / Receiver / Item / Sub-Item		2014 Actual	2015 Estimates	2015 Revised Estimates	2016 Estimates
02	Fines and Forfeitures	\$	\$	\$	\$
CM1	PERMANENT SECRETARY MINISTRY OF COMMUNICATIONS				
001	Penalties and Fines - National Library and Information Services (NALIS) Formerly Central Library	-	-	-	3,000
ED1	PERMANENT SECRETARY MINISTRY OF EDUCATION				
001	Penalties and Fines - National Library and	3,840	4,500	4,500	-
FN1	COMPTROLLER OF ACCOUNTS MINISTRY OF FINANCE				
001	Fines and Penalties under the Financial Institutions Act No 26 of 2008 (Ch. 79:09)	326,737	600,000	600,000	300,000
FN3	COMPTROLLER OF CUSTOMS AND EXCISE MINISTRY OF FINANCE				
001	Fines and Seizures (Ch. 78:50)(Ch. 78:01)	7,119,305	7,500,000	3,000,000	7,000,000
FN6	PERMANENT SECRETARY MINISTRY OF FINANCE				
001	Penalties - Securities & Exchange Commission (Chap 83:02)	249,000	100,000	825,000	1,000,000
IC1	REGISTRAR INDUSTRIAL COURT				
001	Fines (Ch. 88:01)	14,000	22,000	10,000	100,000
JT1	COMMISSIONER OF PRISONS MINISTRY OF JUSTICE				
001	Fines (Chap 13:01)	1,147,225	5,000	483,617	-
	Fines and Forfeitures Carried forward	8,860,107	8,231,500	4,923,117	8,403,000

## Trinidad and Tobago

## Head 07 - OTHER NON-TAX REVENUE

Sub-Head / Receiver / Item / Sub-Item		2014 Actual	2015 Estimates	2015 Revised Estimates	2016 Estimates
02	Fines and Forfeitures - Brought Forward	\$ 8,860,107	\$ 8,231,500	\$ 4,923,117	\$ 8,403,000
M31	CHIEF MAGISTRATE MAGISTRACY - JUDICIARY				
001	Magistrates' Courts (Chap 4:20)	22,288,518	25,500,000	25,190,000	24,500,000
002	Petty Civil Courts (Chap 4:21)	511	1,020	1,020	600
003	Poundage Fees (Chap 67:03)	2,450	2,000	3,450	3,500
004	Miscellaneous	25,751	50,000	77,900	80,000
005	Motor Vehicles and Road Traffic (Fixed Penalty) (Amendment) Regulations, 1984 (Ticket System) (Chap 48:52)	47,130,710	52,000,000	43,000,000	48,000,000
		69,447,940	77,553,020	68,272,370	72,584,100
NS2	CHIEF IMMIGRATION OFFICER MINISTRY OF NATIONAL SECURITY				
001	Fines (Chap 18:01)	151,000	200,000	200,000	100,000
NS4	CHIEF FIRE OFFICER MINISTRY OF NATIONAL SECURITY				
001	Fines (Chap 35:50)	1,000	-	3,500	3,000
NS5	COMMISSIONER OF PRISONS MINISTRY OF NATIONAL SECURITY (FORMERLY J11 MINISTRY OF JUSTICE)				
001	Fines (Chap 13:01)	-	-	-	3,000
SC1	DIRECTOR OF PERSONNEL ADMINISTRATION SERVICE COMMISSIONS DEPARTMENT				
001	Fines (Chap. 1:01)	16,637	6,000	6,000	16,000
S31	REGISTRAR SUPREME COURT - JUDICIARY				
001	Supreme Court (Chap 4:01)	63,955	60,000	46,000	40,000
002	Poundage Fees (Chap. 4:01)	14,146	50,000	132,000	100,000
		78,101	110,000	178,000	140,000
	Fines and Forfeitures Carried Forward	78,554,785	86,100,520	73,582,987	81,249,100

Trinidad and Tobago  
Head 07 - OTHER NON-TAX REVENUE

Sub-Head / Receiver / Item / Sub-Item		2014 Actual	2015 Estimates	2015 Revised Estimates	2016 Estimates
02	Fines and Forfeitures - Brought Forward	\$ 78,554,785	\$ 86,100,520	\$ 73,582,987	\$ 81,249,100
TP2	TRANSPORT COMMISSIONER MINISTRY OF TRANSPORT				
001	Fines - Late Registration of Transfer (Used	150,400	280,000	114,300	-
002	Penalty-Late Renewal of Driving Permits (Ch. 48:50)	4,931,000	6,500,000	4,013,000	-
		5,081,400	6,780,000	4,127,300	-
TP3	DIRECTOR MARITIME SERVICES MINISTRY OF TRANSPORT				
001	Fines - Offences under the Shipping Act No. 24 of	-	-	-	-
WT2	TRANSPORT COMMISSIONER MINISTRY OF WORKS AND TRANSPORT (FORMERLY TP2 MINISTRY OF TRANSPORT)				
001	Fines - Late Registration of Transfer (Used Motor Vehicles)(Ch. 48:50)	-	-	-	110,000
002	Penalty-Late Renewal of Driving Permits (Ch. 48:50)	-	-	-	2,200,000
		-	-	-	2,310,000
WT3	DIRECTOR MARITIME SERVICES MINISTRY OF WORKS AND TRANSPORT (FORMERLY TP3 MINISTRY OF TRANSPORT)				
001	Fines - Offences under the Shipping Act No. 24 of 1987 (Chap 50:10)	-	-	-	-
	Sub-Head Total	83,636,185	92,880,520	77,710,287	83,559,100
03	Pension Contributions				
FNI	COMPTROLLER OF ACCOUNTS MINISTRY OF FINANCE				
001	Contributions to Widows' and Orphans' Pension Scheme (Chap. 23:54)	762,349	890,000	890,000	850,000
	Pension Contributions Carried Forward	762,349	890,000	890,000	850,000

Trinidad and Tobago  
Head 07 - OTHER NON-TAX REVENUE

Sub-Head / Receiver / Item / Sub-Item	2014 Actual	2015 Estimates	2015 Revised Estimates	2016 Estimates
	\$	\$	\$	\$
03 Pension Contributions - Brought Forward	762,349	890,000	890,000	850,000
002 Police Service- Contribution to Superannuation Fund (Chap. 23: 52)	7,921,934	9,000,000	6,000,000	8,000,000
003 Fire Services - Contribution to Superannuation Fund (Chap. 23: 52)	2,568,489	2,500,000	2,500,000	2,500,000
004 Provident Fund Bonus Surrendered and Forfeited (Chap. 23: 57)	-	-	-	-
005 Trinidad and Tobago Defence Force - Contribution to Superannuation Fund (Chap. 23: 52)	22,850,539	34,000,000	26,000,000	30,000,000
006 Members of Parliament	1,572,042	1,150,000	1,150,000	1,500,000
007 Heads of Missions (Chap. 17: 04)	321,761	192,000	233,000	200,000
008 Officers on Secondment (Chap. 23: 52)				
02 University of the West Indies	116,775	90,000	233,000	150,000
03 Public Transport Service Corporation	-	-	-	-
04 Commonwealth Caribbean Regional Secretariat	-	-	-	-
08 Chaguaramas Development Authority	-	-	-	-
09 National Insurance Property Development Company Limited	-	-	-	-
11 Trinidad and Tobago Bureau of Standards	3,485	15,000	15,000	15,000
12 Legal Aid and Advisory Authority	15,960	25,000	25,000	15,000
13 Port Authority of Trinidad and Tobago	-	-	-	-
15 Trinidad and Tobago Unified Teachers' Association	-	-	-	-
16 Airports Authority of Trinidad and Tobago	-	-	-	-
19 Caribbean Examinations Councils	-	-	-	-
20 National Institute of Higher Education Research Science and Technology (NIHERST)	-	-	44,000	45,000
23 Public Services Association	-	-	-	-
26 National Helicopter Services Limited	-	-	-	-
27 Youth Training and Employment Partnership Programme Limited (YTEPP)	-	-	-	-
28 Eric Williams Medical Sciences Complex	-	-	-	-
31 Environmental Management Authority	-	-	-	-
32 National Training Agency	-	-	-	-
33 Trinidad & Tobago Securities & Exchange Commission	7,134	29,000	84,000	50,000
34 Trinidad & Tobago Industrial Development Corporation (TIDCO)	-	-	-	-
35 National Agricultural Marketing and Development Corporation (NAMDEVCO)	27,379	29,500	29,500	30,000
36 Central Bank of Trinidad and Tobago	-	-	-	-
Pension Contributions Carried Forward	36,167,847	47,920,500	37,203,500	43,355,000

## Trinidad and Tobago

## Head 07 - OTHER NON-TAX REVENUE

Sub-Head / Receiver / Item / Sub-Item		2014 Actual	2015 Estimates	2015 Revised Estimates	2016 Estimates
03	Pension Contributions - Brought Forward	\$ 36,167,847	\$ 47,920,500	\$ 37,203,500	\$ 43,355,000
37	College of Science Technology and Applied Arts of Trinidad and Tobago	-	-	-	-
38	Asa Wright Nature Centre	-	-	-	-
39	Telecommunications Authority of T & T	-	35,000	35,000	35,000
40	University of Trinidad and Tobago (UTT)	13,026	90,000	90,000	120,000
41	Accreditation Council of Trinidad and Tobago (ACTT)	-	-	-	-
		183,759	313,500	555,500	460,000
009	Prison Service - Contribution to Superannuation Fund (Chap.13:02)	3,426,485	3,200,000	3,200,000	3,200,000
	Sub-Head Total	39,607,358	51,245,500	40,528,500	46,710,000
04	Non-Industrial Sales				
AL1	PERMANENT SECRETARY MINISTRY OF AGRICULTURE, LAND AND FISHERIES				
001	Sale of Plants and Produce (Formerly FPI Ministry of Food Production)				
01	St. Augustine Station	-	-	-	1,130,000
02	La Reunion Station	-	-	-	1,000,000
04	Marper Farm	-	-	-	800,000
		-	-	-	2,930,000
004	Central Experimental Station (Formerly FPI Ministry of Food Production)	-	-	-	520,000
005	Extension Services Division (Formerly FPI Ministry of Food Production)	-	-	-	100,000
006	St. Joseph Farm - Trinidad (Formerly FPI Ministry of Food Production)	-	-	-	380,000
008	Fisheries - Sale of Fruits and Produce (Formerly FPI Ministry of Food Production)	-	-	-	-
009	Sale of Apiary Products (Formerly FPI Ministry of Food Production)	-	-	-	10,000
	Non-Industrial Sales Carried Forward	-	-	-	3,940,000

## Trinidad and Tobago

## Head 07 - OTHER NON-TAX REVENUE

Sub-Head / Receiver / Item / Sub-Item	2014 Actual	2015 Estimates	2015 Revised Estimates	2016 Estimates
04 Non-Industrial Sales - Brought Forward	\$ -	\$ -	\$ -	\$ 3,940,000
010 Chaguaramas Estate (Formerly FP1 Ministry of Food Production)	-	-	-	10,000
012 Chaguaramas Agricultural Development Project (Formerly FP1 Ministry of Food Production)	-	-	-	160,000
014 State Lands Development Projects - Sale of Animals (Formerly FP1 Ministry of Food Production)	-	-	-	-
016 Sale of Drugs (Formerly FP1 Ministry of Food Production)	-	-	-	100,000
018 Hillside Station (St Michael Estate) (Formerly FP1 Ministry of Food Production)	-	-	-	5,000
021 La Pastora Station (Horticulture Division) (Formerly FP1 Ministry of Food Production)	-	-	-	340,000
022 Sale of Fertilizer to Caribbean Chemicals and Projects Agencies Ltd. (Formerly FP1 Ministry of Food Production)	-	-	-	-
023 Forests - Miscellaneous (Formerly EV1 Ministry of the Environment and Water Resources)	-	-	-	100,000
024 Forests - Sale of Timber and Produce (Formerly EV1 Ministry of the Environment and Water Resources)	-	-	-	9,500,000
AL2 DIRECTOR OF SURVEYS MINISTRY OF AGRICULTURE, LAND AND FISHERIES (FORMERLY LM2 MIN. OF LAND AND MARINE RESOURCES)	-	-	-	14,155,000
001 Hydrographic Unit - Sale of Nautical Documents	-	-	-	5,100
002 Surveys - Sale of Maps, cadastral information and	-	-	-	100,000
003 Sale of Survey Control Information (Ch. 58:04)	-	-	-	6,000
004 Sale of Digital Products (Ch. 58:04)	-	-	-	110,000
AT5 PERMANENT SECRETARY MINISTRY OF THE ATTORNEY GENERAL AND LEGAL AFFAIRS (FORMERLY LA3 MINISTRY OF LEGAL AFFAIRS)	-	-	-	221,100
001 Sale of Publications (Chap. 3:02)	-	-	-	150,000
Non-Industrial Sales Carried Forward	-	-	-	14,526,100

Trinidad and Tobago  
Head 07 - OTHER NON-TAX REVENUE

Sub-Head / Receiver / Item / Sub-Item		2014 Actual	2015 Estimates	2015 Revised Estimates	2016 Estimates
04	Non-Industrial Sales - Brought Forward	\$ -	\$ -	\$ -	\$ 14,526,100
CA1	PERMANENT SECRETARY MINISTRY OF COMMUNITY DEVELOPMENT, CULTURE AND THE ARTS				
001	Sale of Goods (Formerly CD1 Ministry of Community Development)	-	-	-	300
002	National Cultural Council - Sale of Literature (Formerly ND1 Ministry of National Diversity and Social Integration)	-	-	-	4,000
		-	-	-	4,300
CD1	PERMANENT SECRETARY MINISTRY OF COMMUNITY DEVELOPMENT				
001	Sale of Goods	-	300	300	-
CM1	PERMANENT SECRETARY MINISTRY OF COMMUNICATIONS				
001	Printing and Stationery (Formerly PU1 Ministry of Public Utilities)	-	-	-	150,000
EB1	CHIEF ELECTION OFFICER ELECTIONS AND BOUNDARIES COMMISSION				
001	Electoral - Sale of Lists (Chap 2:01)	32,834	45,000	45,000	45,000
002	Electoral - Sale of I.D. Cards and Loss of Original	180	-	1,110	-
003	Electoral Sale of Maps (Chap 2:01)	14,493	35,000	35,000	35,000
004	Electoral - Sale of Reports (Chap 2:01)	2,750	11,000	11,000	7,000
		50,257	91,000	92,110	87,000
EN1	PERMANENT SECRETARY MINISTRY OF ENERGY AND ENERGY INDUSTRIES				
001	Sale of Reports and Maps	1,117,988	10,000	109,000	50,000
EVI	PERMANENT SECRETARY MINISTRY OF THE ENVIRONMENT AND WATER RESOURCES				
002	Forests - Miscellaneous	83,324	110,000	110,000	-
	Non-Industrial Sales Carried Forward	1,251,569	211,300	311,410	14,817,400

Trinidad and Tobago  
Head 07 - OTHER NON-TAX REVENUE

Sub-Head / Receiver / Item / Sub-Item		2014 Actual	2015 Estimates	2015 Revised Estimates	2016 Estimates
04	Non-Industrial Sales - Brought Forward	\$ 1,251,569	\$ 211,300	\$ 311,410	\$ 14,817,400
003	Forests - Sale of Timber and Produce	4,629,629	6,500,000	11,500,000	-
		4,712,953	6,610,000	11,610,000	-
FN1	COMPTROLLER OF ACCOUNTS MINISTRY OF FINANCE				
SALE OF GOVERNMENT STORES AND OTHER PROPERTY					
001	Sale of obsolete, redundant and unserviceable Government Stores and Property (Ch. 71:91)	7,644,404	5,500,000	3,000,000	5,000,000
002	Sale of Safes, Vault Doors, etc	-	-	-	-
		7,644,404	5,500,000	3,000,000	5,000,000
FN3	COMPTROLLER OF CUSTOMS AND EXCISE MINISTRY OF FINANCE				
001	Sale of Spirits Stock Books (Ch. 84:10)	7,290	5,000	5,000	5,000
002	Sale of Certificate Books (Spirit Removal) (Ch. 84:10)	92,996	120,000	120,000	120,000
003	Sale of Certificate Books (Petrol Removal) (Ch. 78:50)	180,015	85,000	85,000	55,000
004	Sale of Goods	1	-	-	300
		280,302	210,000	210,000	180,300
FP1	PERMANENT SECRETARY MINISTRY OF FOOD PRODUCTION				
001	Sale of Plants and Produce				
01	St. Augustine Station	1,045,172	1,500,000	1,100,000	-
02	La Reunion Station	402,563	300,000	800,000	-
04	Marper Farm	763,595	600,000	700,000	-
		2,211,330	2,400,000	2,600,000	-
004	Central Experimental Station	865,138	750,000	450,000	-
005	Extension Services Division	123,051	118,000	85,000	-
006	St. Joseph Farm - Trinidad	403,340	376,000	350,000	-
008	Fisheries - Sale of Fruits and Produce	-	-	-	-
Non-Industrial Sales Carried Forward		17,408,763	16,065,300	18,506,410	19,997,700



## Trinidad and Tobago

## Head 07 - OTHER NON-TAX REVENUE

Sub-Head / Receiver / Item / Sub-Item		2014 Actual	2015 Estimates	2015 Revised Estimates	2016 Estimates
04	Non-Industrial Sales - Brought Forward	\$ 17,408,763	\$ 16,065,300	\$ 18,506,410	\$ 19,997,700
009	Sale of Apiary Products	13,135	20,000	20,000	-
010	Chaguaramas Estate	19,339	10,000	10,000	-
012	Chaguaramas Agricultural Development Project	43,982	50,000	140,000	-
014	State Lands Development Projects - Sale of Animals	-	-	-	-
016	Sale of Drugs	85,580	87,500	90,000	-
018	Hillside Station (St Michael Estate)	2,391	4,500	4,500	-
021	La Pastora Station (Horticulture Division)	278,930	270,000	290,000	-
022	Sale of Fertilizer to Caribbean Chemicals and	1,315,968	-	-	-
		5,362,184	4,086,000	4,039,500	-
GY1	PERMANENT SECRETARY MINISTRY OF GENDER, YOUTH AND CHILD DEVELOPMENT				
001	Persto Praesto Estate - Sale of Produce	40,566	22,000	22,000	-
002	Chatham Youth Camp	3,840	2,500	18,000	-
		44,406	24,500	40,000	-
HE1	PERMANENT SECRETARY MINISTRY OF HEALTH				
003	Sale of Stores	1,270,536	1,700,000	270,000	1,200,000
HS1	PERMANENT SECRETARY MINISTRY OF HOUSING AND URBAN DEVELOPMENT				
001	Sale of House Plans	-	-	-	-
IC1	REGISTRAR INDUSTRIAL COURT				
001	Sale of Publications	141,068	130,000	293,000	150,000
JT1	COMMISSIONER OF PRISONS MINISTRY OF JUSTICE				
001	Prison Industries	67,980	60,000	180,000	-
LA3	PERMANENT SECRETARY MINISTRY OF LEGAL AFFAIRS				
001	Sale of Publications (Chap. 3:02)	233,400	450,000	85,000	-
	Non-Industrial Sales Carried Forward	20,925,478	18,871,800	19,928,910	21,347,700

## Trinidad and Tobago

## Head 07 - OTHER NON-TAX REVENUE

Sub-Head / Receiver / Item / Sub-Item		2014 Actual	2015 Estimates	2015 Revised Estimates	2016 Estimates
04	Non-Industrial Sales - Brought Forward	\$ 20,925,478	\$ 18,871,800	\$ 19,928,910	\$ 21,347,700
LM2	DIRECTOR OF SURVEYS MINISTRY OF LAND AND MARINE RESOURCES				
001	Hydrographic Unit - Sale of Nautical Documents	4,920	5,100	5,300	-
002	Surveys - Sale of Maps, cadastral information and	69,497	105,000	85,000	-
003	Sale of Survey Control Information (Ch. 58:04)	9,400	6,000	7,000	-
004	Sale of Digital Products (Ch. 58:04)	88,035	230,000	70,000	-
		171,852	346,100	167,300	-
ND1	PERMANENT SECRETARY MINISTRY OF NATIONAL DIVERSITY AND SOCIAL INTEGRATION				
001	National Cultural Council - Sale of Literature	360	5,500	5,500	-
NS5	COMMISSIONER OF PRISONS MINISTRY OF NATIONAL SECURITY (FORMERLY J11 MINISTRY OF JUSTICE)				
001	Prison Industries	-	-	-	200,000
PL1	PERMANENT SECRETARY MINISTRY OF PLANNING AND DEVELOPMENT				
002	Sale of Documents	-	10,000	10,000	10,000
PUI	PERMANENT SECRETARY MINISTRY OF PUBLIC UTILITIES				
001	Printing and Stationery	201,085	350,000	120,000	-
SJ1	REGISTRAR SUPREME COURT - JUDICIARY				
001	Sale of Annual Index	181,624	350,000	320,000	320,000
SP1	PERMANENT SECRETARY MINISTRY OF SPORT AND YOUTH AFFAIRS				
001	Persto Praesto Estate - Sale of Produce (Formerly GY1 Ministry of Gender, Youth and Child Development)	-	-	-	22,000
	Non-Industrial Sales Carried Forward	21,480,399	19,933,400	20,551,710	21,899,700

## Trinidad and Tobago

## Head 07 - OTHER NON-TAX REVENUE

Sub-Head / Receiver / Item / Sub-Item		2014 Actual	2015 Estimates	2015 Revised Estimates	2016 Estimates
04	Non-Industrial Sales - Brought Forward	\$ 21,480,399	\$ 19,933,400	\$ 20,551,710	\$ 21,899,700
002	Chatham Youth Camp (Formerly GYI Ministry of Gender, Youth and Child Development)	-	-	-	2,500
TA1	REGISTRAR TAX APPEAL BOARD	-	-	-	24,500
001	Sale of Publications	-	500	500	500
TP2	TRANSPORT COMMISSIONER MINISTRY OF TRANSPORT				
001	Sale of Documents	-	-	-	-
002	Sale of Inspection Stickers (Chap. 48:50)	2,147,500	2,200,000	3,300,000	-
TP3	DIRECTOR MARITIME SERVICES MINISTRY OF TRANSPORT	2,147,500	2,200,000	3,300,000	-
001	Sale of Records	144,580	210,000	150,000	-
002	Navigational Aids	-	-	-	-
WT2	TRANSPORT COMMISSIONER MINISTRY OF WORKS AND TRANSPORT (FORMERLY TP2 MINISTRY OF TRANSPORT)	144,580	210,000	150,000	-
001	Sale of Documents	-	-	-	-
002	Sale of Inspection Stickers (Chap. 48:50)	-	-	-	3,400,000
WT3	DIRECTOR MARITIME SERVICES MINISTRY OF WORKS AND TRANSPORT (FORMERLY TP3 MINISTRY OF TRANSPORT)	-	-	-	3,400,000
001	Sale of Records	-	-	-	175,000
002	Navigational Aids	-	-	-	-
		-	-	-	175,000
	Sub-Head Total	23,772,479	22,343,900	24,002,210	25,477,700

## Trinidad and Tobago

## Head 07 - OTHER NON-TAX REVENUE

Sub-Head / Receiver / Item / Sub-Item		2014 Actual	2015 Estimates	2015 Revised Estimates	2016 Estimates
06	Other (Miscellaneous)	\$	\$	\$	\$
AG1	DEPUTY AUDITOR GENERAL AUDITOR GENERAL DEPARTMENT				
	CONTRIBUTION FOR AUDIT ACCOUNTS				
001	Port-of-Spain Corporation	-	50,000	50,000	50,000
002	San Fernando Corporation	-	70,000	70,000	70,000
003	Arima Borough Corporation	-	-	-	200,000
004	Point Fortin Borough Corporation	-	-	-	-
005	Agricultural Development Bank	146,120	-	-	-
006	Regional Corporations	-	240,000	240,000	240,000
008	Public Transport Service Corporation	-	40,000	40,000	-
009	Other Authorities	1,937,830	2,079,750	2,000,000	2,469,900
010	Chaguanas Borough Corporation	-	-	-	145,000
		2,083,950	2,479,750	2,400,000	3,174,900
AT4	CHIEF STATE SOLICITOR MINISTRY OF THE ATTORNEY GENERAL AND LEGAL AFFAIRS				
001	Recovery of Cost	151,818	250,000	160,000	200,000
CA1	PERMANENT SECRETARY MINISTRY OF COMMUNITY DEVELOPMENT, CULTURE AND THE ARTS				
002	Proceeds from Best Village (Formerly CDI Ministry of Community Development)	-	-	-	100,000
CD1	PERMANENT SECRETARY MINISTRY OF COMMUNITY DEVELOPMENT				
002	Proceeds from Best Village	121,100	102,000	30,000	-
ED1	PERMANENT SECRETARY MINISTRY OF EDUCATION				
001	Recoveries of Expenses from Government Scholars (Formerly PAI Ministry of Public Administration)	-	-	-	2,500,000
	Other (Miscellaneous) Carried forward	2,356,868	2,831,750	2,590,000	5,974,900

## Trinidad and Tobago

## Head 07 - OTHER NON-TAX REVENUE

Sub-Head / Receiver / Item / Sub-Item		2014 Actual	2015 Estimates	2015 Revised Estimates	2016 Estimates
06	Other (Miscellaneous) - Brought Forward	\$ 2,356,868	\$ 2,831,750	\$ 2,590,000	\$ 5,974,900
EN1	PERMANENT SECRETARY MINISTRY OF ENERGY AND ENERGY INDUSTRIES				
001	Seismographic Surveys	1,354,804	5,200,000	-	1,500,000
002	Surplus Income from the Sale of Petroleum Products (Chap 62:02)	-	-	10,200,000	64,348,200
003	Charge for relinquishing licensed area (Chap 62:01)	-	-	-	-
		1,354,804	5,200,000	10,200,000	65,848,200
EV1	PERMANENT SECRETARY MINISTRY OF THE ENVIRONMENT AND WATER RESOURCES				
001	Contribution by West Indian Governments towards	-	-	-	-
002	Radar Contribution from Caribbean Meteorological	-	-	-	-
003	Damages and Recovery of Cost - Environmental	-	-	-	-
		-	-	-	-
FA1	PERMANENT SECRETARY MINISTRY OF FOREIGN AND CARICOM AFFAIRS				
001	Contribution of Overseas Staff towards the Cost of Living Accommodation (Chap.23:01)	690,519	1,000,000	1,000,000	1,300,000
FN1	COMPTROLLER OF ACCOUNTS MINISTRY OF FINANCE				
001	Gain on Sale of Investments	-	900	69,000	60,000
002	Recoveries of Overpayments relating to previous years (Chap 69:01)	41,296,860	40,000,000	38,000,000	40,000,000
005	Life Insurance Companies Salary Deduction Plan	536,311	550,000	550,000	500,000
008	Telephone, Telegram and Cablegram Charges	120,566	110,000	60,000	110,000
009	Government Vehicles Insurance Fund	119,282	105,000	105,000	100,000
010	Sundry	646,950	1,500,000	4,725,000	1,500,000
011	Unclaimed Deposits	4,896,262	20,000,000	7,000,000	20,000,000
012	In-operative Accounts at Commercial Banks (Chap 79:09)	11,285,442	18,000,000	9,000,000	18,000,000
013	Recoveries of Expenses from Government Scholars	-	-	-	-
	Other (Miscellaneous) Carried Forward	63,303,864	89,297,650	73,299,000	153,393,100

## Trinidad and Tobago

## Head 07 - OTHER NON-TAX REVENUE

Sub-Head / Receiver / Item / Sub-Item	2014 Actual	2015 Estimates	2015 Revised Estimates	2016 Estimates
06 Other (Miscellaneous) - Brought Forward	\$ 63,303,864	\$ 89,297,650	\$ 73,299,000	\$ 153,393,100
016 Fees - Payment for the use of Caption - "Brokers to the Government of Trinidad and Tobago."	10,000	10,000	10,000	10,000
020 Gain on Treasury Bills	26,648	100,000	100,000	100,000
023 Net Settlement on Swap Transaction - Loan - Citibank N.A.	203,488,602	50,000,000	656,295,400	200,000,000
024 Commitment Fee-Postal Services Reform Loan No. 44580TR	-	-	-	-
025 Recovery of Expenses - Items issued to Public Officers for personal use	79,709	35,000	35,000	40,000
	262,506,632	130,410,900	715,949,400	280,420,000
FN3 COMPTROLLER OF CUSTOMS AND EXCISE MINISTRY OF FINANCE				
001 Excise Warehouse (Ch. 78:50)	559,087	600,000	500,000	600,000
FN5 PERMANENT SECRETARY MINISTRY OF FINANCE (INVESTMENT DIVISION)				
002 Recovery of Expenses - National Enterprises Limited (NEL)	-	-	-	-
MJ1 CHIEF MAGISTRATE MAGISTRACY - JUDICIARY				
001 Costs Recovered	300	-	-	-
NS2 CHIEF IMMIGRATION OFFICER MINISTRY OF NATIONAL SECURITY				
001 Refund of Repatriation Expenses (Chap 18:01)	-	450	450	450
PA1 PERMANENT SECRETARY MINISTRY OF PUBLIC ADMINISTRATION				
001 Recoveries of Expenses from Government Scholars	2,246,271	2,500,000	2,500,000	-
Other (Miscellaneous) Carried Forward	269,714,481	142,543,100	732,739,850	354,143,550

## Trinidad and Tobago

## Head 07 - OTHER NON-TAX REVENUE

Sub-Head / Receiver / Item / Sub-Item		2014 Actual	2015 Estimates	2015 Revised Estimates	2016 Estimates
06	Other (Miscellaneous) - Brought Forward	\$ 269,714,481	\$ 142,543,100	\$ 732,739,850	\$ 354,143,550
PL1	PERMANENT SECRETARY MINISTRY OF PLANNING AND DEVELOPMENT				
003	Damages and Recovery of Cost - Environmental Management Authority (Chap 35:05) (Formerly EVI Ministry of the Environment and Water Resources)	-	-	-	-
PUI	PERMANENT SECRETARY MINISTRY OF PUBLIC UTILITIES				
001	Contribution by West Indian Governments towards Cost of Meteorological Services at Rawinsonde Station, Piarco (Formerly EVI Ministry of the Environment and Water Resources)	-	-	-	-
002	Radar Contribution from Caribbean Meteorological Organisation (Formerly EVI Ministry of the Environment and Water Resources)	-	-	-	-
TP3	DIRECTOR MARITIME SERVICES MINISTRY OF TRANSPORT				
001	Overtime to Maritime Services Division	43,150	35,000	35,000	-
002	Navigational Aids Dues (formerly Operation and Surveys and Examinations (Chap. 50:08)	7,585,875	7,650,000	7,650,000	-
003		74,826	75,000	75,000	-
004	Overtime to Shipping Master Organisation	-	-	-	-
		7,703,851	7,760,000	7,760,000	-
W11	PERMANENT SECRETARY MINISTRY OF WORKS AND INFRASTRUCTURE				
001	Forfeiture of Performance Deposit Bond	-	-	-	-
WT1	PERMANENT SECRETARY MINISTRY OF WORKS AND TRANSPORT				
001	Forfeiture of Performance Deposit Bond (Formerly W11 Ministry of Works and Infrastructure)	-	-	-	-
	Other (Miscellaneous) Carried Forward	277,418,332	150,303,100	740,499,850	354,143,550

Trinidad and Tobago  
Head 07 - OTHER NON-TAX REVENUE

Sub-Head / Receiver / Item / Sub-Item		2014 Actual	2015 Estimates	2015 Revised Estimates	2016 Estimates
06	Other (Miscellaneous) - Brought Forward	\$ 277,418,332	\$ 150,303,100	\$ 740,499,850	\$ 354,143,550
WT3	DIRECTOR MARITIME SERVICES MINISTRY OF WORKS AND TRANSPORT (FORMERLY TP3 MINISTRY OF TRANSPORT)				
001	Overtime to Maritime Services Division	-	-	-	35,000
002	Navigational Aids Dues (formerly Operation and Maintenance of Navigational Aids) (Chap. 50:10)	-	-	-	8,000,000
003	Surveys and Examinations (Chap. 50:08)	-	-	-	75,000
004	Overtime to Shipping Master Organisation	-	-	-	-
		-----	-----	-----	-----
		-	-	-	8,110,000
	Sub-Head Total	277,418,332	150,303,100	740,499,850	362,253,550



## Trinidad and Tobago

## Head 08 - REPAYMENT OF PAST LENDING

Sub-Head / Receiver / Item / Sub-Item		2014 Actual	2015 Estimates	2015 Revised Estimates	2016 Estimates
03	Repayment of Loans by Public Enterprises	\$ 12,524,071	\$ 16,269,895	\$ 16,141,650	\$ 16,858,812
04	Repayment of Loans by Other Enterprises	-	-	-	-
06	Repayment of Other Loans	5,763,882	21,938,800	9,004,400	30,658,420
07	Repayment of International Loans	-	-	-	-
Total		18,287,953	38,208,695	25,146,050	47,517,232

Estimates 2016	...	47,517,232
Revised Estimates 2015	...	25,146,050
Increase	...	<u>22,371,182</u>

Sub-Head / Receiver / Item / Sub-Item		2014 Actual	2015 Estimates	2015 Revised Estimates	2016 Estimates
03	Repayment of Loans by Public Enterprises	\$	\$	\$	\$
FNI	COMPTROLLER OF ACCOUNTS MINISTRY OF FINANCE				
002	Trinidad and Tobago Mortgage Finance Company Limited	8,511,663	9,269,895	9,141,650	9,858,812
025	Trinidad and Tobago Postal Corporation	-	-	-	-
026	Sugar Manufacturing Company Limited (SMCL)	-	-	-	-
027	National Energy Skills Centre	-	-	-	-
		8,511,663	9,269,895	9,141,650	9,858,812
HS1	PERMANENT SECRETARY MINISTRY OF HOUSING AND URBAN DEVELOPMENT				
003	Shelter Construction Financing Facility	4,012,408	7,000,000	7,000,000	7,000,000
Sub-Head Total		12,524,071	16,269,895	16,141,650	16,858,812

## Trinidad and Tobago

## Head 08 - REPAYMENT OF PAST LENDING

Sub-Head / Receiver / Item / Sub-Item		2014 Actual	2015 Estimates	2015 Revised Estimates	2016 Estimates
04	Repayment of Loans by Other Enterprises	\$	\$	\$	\$
FNI	COMPTROLLER OF ACCOUNTS MINISTRY OF FINANCE				
013	Naparima Star Lodge and Pride of Naparima Lodge	-	-	-	-
015	Holy Trinity Cathedral	-	-	-	-
	Sub-Head Total	-	-	-	-
06	Repayment of Other Loans				
FNI	COMPTROLLER OF ACCOUNTS MINISTRY OF FINANCE				
006	Government of Belize	-	-	-	-
008	Caribbean Development Bank	-	-	-	-
011	Government of St Lucia	-	-	-	6,352,800
012	Government of Grenada	-	5,868,800	2,934,400	5,868,800
013	Government of St. Vincent	-	-	-	-
014	Government of Guyana	5,763,882	16,070,000	6,070,000	18,436,820
015	Shareholder Governments of LIAT (1974) Ltd in the Eastern Caribbean	-	-	-	-
01	Government of Antigua and Barbuda	-	-	-	-
02	Government of Barbados	-	-	-	-
03	Government of St Vincent and The Grenadines	-	-	-	-
	Sub-Head Total	5,763,882	21,938,800	9,004,400	30,658,420
07	Repayment of International Loans				
FNI	COMPTROLLER OF ACCOUNTS MINISTRY OF FINANCE				
001	Business Expansion and Industrial Restructuring Loan-BEIRL	-	-	-	-
	Sub-Head Total	-	-	-	-

Trinidad and Tobago  
Head 09 - CAPITAL REVENUE

Sub-Head / Receiver / Item / Sub-Item		2014 Actual	2015 Estimates	2015 Revised Estimates	2016 Estimates
02	Sale of Assets	\$ 3,375,266	\$ 3,570,000	\$ 3,570,000	\$ 2,003,570,000
07	Unspent Balances Stat. Boards & Similar Bodies	19,429,893	30,000,000	30,000,000	30,000,000
09	Grants	150,701,659	500,000	100,724,008	19,300,000
10	Extraordinary	1,143,006,979	1,500,000,000	4,830,667,097	7,300,000,000
11	Transfers From Student Revolving Loan Fund	-	-	-	-
12	Transfers from Funds	-	-	-	225,000,000
Total		1,316,513,797	1,534,070,000	4,964,961,105	9,577,870,000

Estimates 2016	...	9,577,870,000
Revised Estimates 2015	...	4,964,961,105
Increase	...	<u>4,612,908,895</u>

Sub-Head / Receiver / Item / Sub-Item		2014 Actual	2015 Estimates	2015 Revised Estimates	2016 Estimates
02	Sale of Assets	\$	\$	\$	\$
AL3	COMMISSIONER OF STATE LANDS MINISTRY OF AGRICULTURE, LAND AND FISHERIES (FORMERLY LMI MIN. OF LAND AND MARINE RESOURCES)				
001	Sale of Lands, Formerly owned by Caroni (1975) Ltd	-	-	-	3,570,000
FN1	COMPTROLLER OF ACCOUNTS MINISTRY OF FINANCE				
001	Sale of Other Assets	-	-	-	-
FN5	PERMANENT SECRETARY MINISTRY OF FINANCE (INVESTMENT DIVISION)				
001	Sale of Shares in Methanol Holding International Limited (MHIL)	-	-	-	2,000,000,000
	Sale of Assets Carried Forward	-	-	-	2,003,570,000

Trinidad and Tobago  
Head 09 - CAPITAL REVENUE

Sub-Head / Receiver / Item / Sub-Item		2014 Actual	2015 Estimates	2015 Revised Estimates	2016 Estimates
02	Sale of Assets - Brought Forward	\$ -	\$ -	\$ -	\$ 2,003,570,000
HS1	PERMANENT SECRETARY MINISTRY OF HOUSING AND URBAN DEVELOPMENT				
001	Sale of Housing Lots Developed by NHA	-	-	-	-
002	Sale of Government Buildings	-	-	-	-
003	Sale of Quarters of former Defence Officers - Diamond Vale	14,000	-	-	-
004	Sale of Leasehold Interest in the Property Situated off the Uriah Butler Highway, Chaguanas	-	-	-	-
		----- 14,000	----- -	----- -	----- -
LM1	COMMISSIONER STATE LANDS MINISTRY OF LAND AND MARINE RESOURCES				
001	Sale of Lands, Formerly owned by Caroni (1975) Ltd	3,361,266	3,570,000	3,570,000	-
PA1	PERMANENT SECRETARY MINISTRY OF PUBLIC ADMINISTRATION				
001	Sale of Government Buildings	-	-	-	-
002	Sale of Quarters of former Defence Officers - Diamond Vale	-	-	-	-
	(Formerly HS1 Ministry of Housing and Urban Development)				
003	Sale of Leasehold Interest in the Property situated off the Uriah Butler Highway, Chaguanas (Formerly HS1 Ministry of Housing and Urban Development)	-	-	-	-
		----- -	----- -	----- -	----- -
	Sub-Head Total	3,375,266	3,570,000	3,570,000	2,003,570,000
07	<u>Unspent Balances Stat. Boards &amp; Similar Bodies</u>				
FN1	COMPTROLLER OF ACCOUNTS MINISTRY OF FINANCE				
001	Unspent Balances Stat. Boards & Similar Bodies	19,429,893	30,000,000	30,000,000	30,000,000
	Sub-Head Total	19,429,893	30,000,000	30,000,000	30,000,000

## Trinidad and Tobago

## Head 09 - CAPITAL REVENUE

Sub-Head / Receiver / Item / Sub-Item		2014 Actual	2015 Estimates	2015 Revised Estimates	2016 Estimates
09	Grants	\$	\$	\$	\$
FNI	COMPTROLLER OF ACCOUNTS MINISTRY OF FINANCE				
001	Grants	150,701,659	500,000	100,724,008	19,300,000
	Sub-Head Total	150,701,659	500,000	100,724,008	19,300,000
10	Extraordinary				
FNI	COMPTROLLER OF ACCOUNTS MINISTRY OF FINANCE				
001	Proceeds from Litigation	-	-	-	-
002	Transfer of Balance in Central Bank Account Re: Cooperative Republic of Guyana	-	-	-	-
003	Proceeds from Judgment Debt	-	-	-	-
004	Termination of Offshore Patrol Project:- Net Receipts				
01	Addendum and Termination of Government Contract relating to the Offshore Patrol Project	-	-	-	-
02	Deed of Settlement between the BAE Systems Surface Ships and BAE Systems PLC and the GORTT	-	-	-	-
005	Inflows from Multilateral Financial Institutions				
01	Share of the Windfall of Gold Sale Profits within the IMF	24,306,676	-	-	-
006	Residual Balance from NIPDEC Bond issue re: Funding of Programme for Upgrading Road Efficiency (PURE) 2012 - 2015	23,425,547	-	-	-
007	Winding up of the Counter Drug Crime Task Force	16,785,119	-	-	-
008	Residual Balance from UDeCOTT Bond Facilities with the Home Mortgage Bank	-	-	-	-
009	Transfer of Revenue collected by the Tobago House of Assembly in excess of its Provision in the 2013 Financial year	23,729,410	-	-	-
	Extraordinary Carried Forward	88,246,752	-	-	-

Trinidad and Tobago  
Head 09 - CAPITAL REVENUE

Sub-Head / Receiver / Item / Sub-Item		2014 Actual	2015 Estimates	2015 Revised Estimates	2016 Estimates
10	Extraordinary - Brought Forward	\$ 88,246,752	\$ -	\$ -	\$ -
010	Extraordinary Receipts	-	-	4,816,051,212	5,800,000,000
011	Residual balance from the Bank Account of the Former SAUTT.	-	-	-	-
		88,246,752	-	4,816,051,212	5,800,000,000
FN2	CHAIRMAN BOARD OF INLAND REVENUE MINISTRY OF FINANCE				
002	Regulated Industries Commission - Deposits of amounts appropriated in the financial years 2006 and 2007	-	-	-	-
FN5	PERMANENT SECRETARY MINISTRY OF FINANCE (INVESTMENT DIVISION)				
001	Winding up of the T&T Revenue Authority Management CO. Ltd	203,511	-	-	-
002	Winding up of the CWC World Cup	-	-	-	-
003	Winding up of the Sugar Industry Control Board	-	-	-	-
004	Liquidation of the National Broadcasting Network Limited	-	-	-	-
005	Winding up of the Investment Recoveries Company Limited	-	-	-	-
006	Winding up of the Iron & Steel Company of Trinidad and Tobago	-	-	-	-
007	Winding up of the Orange Grove National Company Limited	-	-	-	-
008	Winding up of the Caribbean Hotel Development Company Limited	-	-	-	-
009	Liquidation of Rum Distillers of Trinidad and Tobago Limited	800,000	-	-	-
010	2013 Initial Public Offering for First Citizens Bank Limited	1,045,756,716	-	-	-
011	Liquidation of Trinidad and Tobago Forest Products Company Limited (TANTEAK)	8,000,000	-	-	-
012	Net Proceeds from Phoenix Park Gas Processors Ltd. Initial Public Offering	-	1,500,000,000	-	1,500,000,000
	Extraordinary Carried Forward	1,143,006,979	1,500,000,000	4,816,051,212	7,300,000,000

Trinidad and Tobago  
Head 09 - CAPITAL REVENUE

Sub-Head / Receiver / Item / Sub-Item		2014 Actual	2015 Estimates	2015 Revised Estimates	2016 Estimates
10	Extraordinary - Brought Forward	\$ 1,143,006,979	\$ 1,500,000,000	\$ 4,816,051,212	\$ 7,300,000,000
013	Dissolution of Atrius Life Insurance Company Limited	-	-	14,615,885	-
014	Winding up of the Cocoa and Coffee Industry Board (CCIB)	-	-	-	-
015	Dissolution of Trinidad & Tobago Entertainment.	-	-	-	-
		1,054,760,227	1,500,000,000	14,615,885	1,500,000,000
	Sub-Head Total	1,143,006,979	1,500,000,000	4,830,667,097	7,300,000,000
11	<u>Transfers From Student Revolving Loan Fund</u>				
FN1	COMPTROLLER OF ACCOUNTS MINISTRY OF FINANCE				
001	Transfers from Student Revolving Loan Fund	-	-	-	-
	Sub-Head Total	-	-	-	-
12	<u>Transfers from Funds</u>				
FN1	COMPTROLLER OF ACCOUNTS MINISTRY OF FINANCE				
001	Transfer of Balance from the Road Improvement Fund	-	-	-	-
002	Transfer from Caroni Reserve Fund	-	-	-	225,000,000
		-	-	-	225,000,000
FN5	PERMANENT SECRETARY MINISTRY OF FINANCE (INVESTMENT DIVISION)				
001	Transfer of the Balance from Footwear Fund	-	-	-	-
	Transfers from Funds Carried Forward	-	-	-	225,000,000

Trinidad and Tobago  
Head 09 - CAPITAL REVENUE

Sub-Head / Receiver / Item / Sub-Item		2014 Actual	2015 Estimates	2015 Revised Estimates	2016 Estimates
12	Transfers from Funds - Brought Forward	\$ -	\$ -	\$ -	\$ 225,000,000
002	Transfer of the Balance from Hotel Industry Fund	-	-	-	-
		-	-	-	-
	Sub-Head Total	-	-	-	225,000,000



## Trinidad and Tobago

## Head 10 - BORROWING

Sub-Head / Receiver / Item / Sub-Item		2014 Actual	2015 Estimates	2015 Revised Estimates	2016 Estimates
		\$	\$	\$	\$
FN1	COMPTROLLER OF ACCOUNTS MINISTRY OF FINANCE				
01	Domestic	1,783,443,578	3,200,000,000	3,580,000,000	4,300,000,000
02	Foreign	3,835,022,327	4,310,650,000	576,000,000	1,786,100,000
Total		5,618,465,905	7,510,650,000	4,156,000,000	6,086,100,000

Estimates 2016	...	...	6,086,100,000
Revised Estimates 2015	...	...	4,156,000,000
Increase	...	...	<u>1,930,100,000</u>



# **ESTIMATES OF REVENUE**

## **TOBAGO**

2016

**ALSO INCLUDED IN MAIN REVENUE ESTIMATES**

## ESTIMATES, TOBAGO, FOR 2016

Abstract of Estimated Revenue for the year ending 30th September 2016. Revised Estimates of Revenue, 2015 and Actual Revenue, 2014

Head	2014 Actual	2015 Estimates	2015 Revised Estimates	2016 Estimates
	\$	\$	\$	\$
<b>TAX REVENUE</b>				
01. TAXES ON INCOME AND PROFITS	129,785,000	110,215,000	152,132,000	159,240,000
02. TAXES ON PROPERTY	460,531	315,000	480,000	450,000
03. TAXES ON GOODS AND SERVICES	67,444,132	64,811,260	54,744,960	66,345,425
04. TAXES ON INTERNATIONAL TRADE	3,137,420	3,276,620	3,275,620	3,701,620
05. OTHER TAXES	5,299,596	5,000,000	4,350,000	7,000,000
<b>TOTAL TAX REVENUE</b>	<b>206,126,679</b>	<b>183,617,880</b>	<b>214,982,580</b>	<b>236,737,045</b>
<b>NON-TAX REVENUE</b>				
06. PROPERTY INCOME	221,221	274,700	161,620	185,487
07. OTHER NON-TAX REVENUE	7,956,448	8,404,850	6,611,240	7,870,800
<b>TOTAL NON-TAX REVENUE</b>	<b>8,177,669</b>	<b>8,679,550</b>	<b>6,772,860</b>	<b>8,056,287</b>
<b>GRAND TOTAL</b>	<b>214,304,348</b>	<b>192,297,430</b>	<b>221,755,440</b>	<b>244,793,332</b>

## Head 01 - TAXES ON INCOME AND PROFITS

Sub-Head / Receiver / Item / Sub-Item		2014 Actual	2015 Estimates	2015 Revised Estimates	2016 Estimates
		\$	\$	\$	\$
FN2	CHAIRMAN BOARD OF INLAND REVENUE MINISTRY OF FINANCE				
02	Other Companies (Ch. 75:02)	11,825,569	9,500,000	12,400,000	13,000,000
03	Individuals (Ch. 75:01)	106,927,726	90,000,000	130,000,000	135,000,000
04	Withholding Tax (Ch. 75:01)	90,242	115,000	32,000	40,000
07	Business Levy (Ch. 75:02)	2,074,519	2,100,000	2,300,000	2,400,000
09	Health Surcharge (Ch. 75:05)	8,866,944	8,500,000	7,400,000	8,800,000
Total		129,785,000	110,215,000	152,132,000	159,240,000

Estimates 2016	...	...	...	159,240,000
Revised Estimates 2015	...	...	...	152,132,000
Increase	...	...	...	<u>7,108,000</u>

## Head 02 - TAXES ON PROPERTY

Sub-Head / Receiver / Item / Sub-Item		2014 Actual	2015 Estimates	2015 Revised Estimates	2016 Estimates
01	Lands and Buildings Taxes (Ch. 76:04)	\$ 460,531	\$ 315,000	\$ 480,000	\$ 450,000
03	Property Tax	-	-	-	-
04	Industrial Land Tax	-	-	-	-
Total		460,531	315,000	480,000	450,000

Estimates 2016	...	...	...	450,000
Revised Estimates 2015	...	...	...	480,000
Decrease	...	...	...	30,000

Sub-Head / Receiver / Item / Sub-Item		2014 Actual	2015 Estimates	2015 Revised Estimates	2016 Estimates
01	Lands and Buildings Taxes (Ch. 76:04)	\$	\$	\$	\$
R08	REVENUE OFFICER IV TOBAGO				
001	Lands and Buildings Taxes (Ch. 76:04)	460,531	315,000	480,000	450,000
Sub-Head Total		460,531	315,000	480,000	450,000
03	Property Tax				
FN2	CHAIRMAN BOARD OF INLAND REVENUE MINISTRY OF FINANCE				
001	Property Tax (Act No. 18 of 2009)	-	-	-	-
Sub-Head Total		-	-	-	-

## Head 02 - TAXES ON PROPERTY

Sub-Head / Receiver / Item / Sub-Item		2014 Actual	2015 Estimates	2015 Revised Estimates	2016 Estimates
04	Industrial Land Tax	\$	\$	\$	\$
FN2	CHAIRMAN BOARD OF INLAND REVENUE MINISTRY OF FINANCE				
001	Industrial Land Tax	-	-	-	-
	Sub-Head Total	-	-	-	-

## Head 03 - TAXES ON GOODS AND SERVICES

Sub-Head / Receiver / Item / Sub-Item		2014 Actual	2015 Estimates	2015 Revised Estimates	2016 Estimates
		\$	\$	\$	\$
04	Liquor & Miscellaneous Business Licences & Fees	936,666	1,015,800	936,650	1,006,525
05	Motor Vehicles Taxes and Duties (Chap. 48:50)	4,443,768	4,899,560	4,226,760	4,399,200
06	Other	14,348,827	12,890,900	11,580,550	13,937,700
07	Value Added Tax (Ch. 75:06 - Act No. 37 of 1989)	47,713,766	46,000,000	38,000,000	47,000,000
08	Alcohol and Tobacco Taxes (Ch. 77:01)	1,105	5,000	1,000	2,000
Total		67,444,132	64,811,260	54,744,960	66,345,425

Estimates 2016	...	66,345,425
Revised Estimates 2015	...	54,744,960
Increase	...	11,600,465

Sub-Head / Receiver / Item / Sub-Item		2014 Actual	2015 Estimates	2015 Revised Estimates	2016 Estimates
		\$	\$	\$	\$
04	Liquor & Miscellaneous Business Licences & Fees				
FN3	COMPTROLLER OF CUSTOMS AND EXCISE MINISTRY OF FINANCE				
003	Spirit Retailers, Towns (Ch. 84:10)	13,500	17,000	18,000	17,000
004	Spirit Retailers, Elsewhere (Ch. 84:10)	143,925	155,000	155,000	153,000
007	Spirit Grocers, Elsewhere (Ch. 84:10)	211,950	220,000	200,000	220,000
008	Spirit Dealers (Ch. 84:10)	1,800	5,400	-	5,400
009	Special Hotel up to 15 bedrooms (Ch. 84:10)	13,500	22,500	15,000	15,000
010	Special Hotel, 16-49 bedrooms (Ch. 84:10)	56,250	70,000	70,000	78,750
011	Special Hotel, 50-150 bedrooms (Ch. 84:10)	54,000	50,000	50,000	54,000
012	Special Hotel, more than 150 bedrooms (Ch. 84:10)	9,000	9,000	9,000	9,000
013	Hotel Spirit, up to 15 bedrooms (Ch. 84:10)	2,250	3,500	3,500	2,250
014	Hotel Spirit, 16-49 bedrooms (Ch. 84:10)	4,500	4,500	-	4,500
015	Hotel Spirit, 50 - 150 bedrooms (Ch. 84:10)	-	-	2,250	-
019	Restaurant, Elsewhere (Ch. 84:10)	4,500	6,800	6,800	4,500
022	Special Restaurant, Elsewhere (Ch. 84:10)	351,113	365,000	350,000	365,000
025	Night Bar, Elsewhere (Ch. 84:10)	4,500	4,500	4,500	4,500
028	Wine Retailers, Elsewhere (Ch. 84:10)	3,826	3,500	3,000	3,375
029	Wine Merchants (Ch. 84:10)	675	1,350	1,350	-
Liquor & Miscellaneous Business Licences & Fees Carried Forward		875,289	938,050	888,400	936,275



## Head 03 - TAXES ON GOODS AND SERVICES

Sub-Head / Receiver / Item / Sub-Item		2014 Actual	2015 Estimates	2015 Revised Estimates	2016 Estimates
04	Liquor & Miscellaneous Business Licences & Fees - Brought Forward	\$ 875,289	\$ 938,050	\$ 888,400	\$ 936,275
038	Clubs (Chap. 21:01)	16,500	22,500	18,000	23,000
MJ1	CHIEF MAGISTRATE MAGISTRACY - JUDICIARY	891,789	960,550	906,400	959,275
001	Occasional (Chap. 84:10)	44,670	55,000	30,000	47,000
002	Transfer Fees (Chap. 84:10)	207	250	250	250
		44,877	55,250	30,250	47,250
	Sub-Head Total	936,666	1,015,800	936,650	1,006,525
05	Motor Vehicles Taxes and Duties (Chap. 48:50)				
FN2	CHAIRMAN BOARD OF INLAND REVENUE MINISTRY OF FINANCE				
001	Motor Vehicles Taxes (Ch. 48:50)	9,658	-	-	-
003	Tax on Transfer of Used Motor Vehicles (Ch. 48:50)	1,282,667	1,600,000	700,000	1,300,000
		1,292,325	1,600,000	700,000	1,300,000
FN3	COMPTROLLER OF CUSTOMS AND EXCISE MINISTRY OF FINANCE				
001	Motor Vehicles Taxes (Ch. 48:50)	737,692	500,000	895,000	900,000
TP2	TRANSPORT COMMISSIONER MINISTRY OF TRANSPORT				
002	3-year Driving Permits (Ch. 48:50)	540	2,280	3,000	-
003	1-year Driving Permits (Ch. 48:50)	700	1,400	1,400	-
004	Provisional Driving Permits (Ch. 48:50)	84,000	78,000	68,000	-
005	Conductors Permits	-	-	-	-
006	Duplicate Permits (Ch. 48:50)	58,240	50,000	45,000	-
007	Taxi Drivers' Licences (Ch. 48:50)	2,480	2,620	2,000	-
008	Examination of Drivers (Ch. 48:50)	508,200	415,000	400,000	-
009	Road Permits (Ch. 48:50)	16,540	19,000	15,000	-
010	Inspection Fees (Ch. 48:50)	665,051	560,000	560,000	-
011	Driving Certificates (Ch. 48:50)	46,970	40,000	30,000	-
	Motor Vehicles Taxes and Duties (Chap. 48:50) Carried Forward	3,412,738	3,268,300	2,719,400	2,200,000

## Head 03 - TAXES ON GOODS AND SERVICES

Sub-Head / Receiver / Item / Sub-Item		2014 Actual	2015 Estimates	2015 Revised Estimates	2016 Estimates
05	Motor Vehicles Taxes and Duties (Chap. 48:50) - Brought Forward	\$ 3,412,738	\$ 3,268,300	\$ 2,719,400	\$ 2,200,000
012	Dealers' Licences (Ch. 48:50)	55,000	60,000	80,000	-
013	Registration of Motor Vehicles (Ch. 48:50)	137,300	115,000	115,000	-
014	Certified Extracts of Register (Ch. 48:50)	192,700	200,000	160,000	-
015	Changes of Ownership (Ch. 48:50)	10,595	12,000	9,000	-
016	Amendments to Register (Ch. 48:50)	37,125	50,000	42,000	-
018	Examination Study Guides (Ch. 48:50)	29,960	27,000	27,000	-
019	Refund of Travelling Expenses	2,400	2,500	2,500	-
020	Miscellaneous	-	-	-	-
022	Licence Endorsements (Ch. 48:50)	13,055	10,000	10,000	-
023	Processing of H-Vehicles Applications (Ch. 48:50)	7,945	8,000	8,000	-
025	Renewal of Taxi Driver Licence/Badge (Ch. 48:50)	13,990	15,000	15,000	-
026	Application for Maxi-Taxi Licence (Ch. 48:53)	700	600	600	-
031	5 Year Driving Permits (Ch. 48:50)	518,000	1,100,000	1,000,000	-
032	4 Year Driving Permits (Ch. 48:50)	400	6,000	3,500	-
033	2 Year Driving Permits (Ch. 48:50)	580	1,660	1,660	-
034	Subsequent Duplicate of a licence or permit (Ch. 48:50)	10,200	7,000	15,000	-
035	Duplicate licence\badge for taxi drivers (Ch. 48:50)	80	1,000	100	-
036	Subsequent duplicate licence\badge for taxi drivers (Ch. 48:50)	-	500	-	-
037	10 Year Driving Permit (Chap 48:50)	1,000	15,000	18,000	-
		2,413,751	2,799,560	2,631,760	-
WT2	TRANSPORT COMMISSIONER MINISTRY OF WORKS AND TRANSPORT (FORMERLY TP2 MINISTRY OF TRANSPORT)				
002	3-year Driving Permits (Ch. 48:50)	-	-	-	2,000
003	1-year Driving Permits (Ch. 48:50)	-	-	-	5,000
004	Provisional Driving Permits (Ch. 48:50)	-	-	-	78,000
005	Conductors Permits	-	-	-	-
006	Duplicate Permits (Ch. 48:50)	-	-	-	50,000
007	Taxi Drivers' Licences (Ch. 48:50)	-	-	-	2,000
008	Examination of Drivers (Ch. 48:50)	-	-	-	415,000
009	Road Permits (Ch. 48:50)	-	-	-	16,500
010	Inspection Fees (Ch. 48:50)	-	-	-	600,000
011	Driving Certificates (Ch. 48:50)	-	-	-	40,000
012	Dealers' Licences (Ch. 48:50)	-	-	-	40,000
013	Registration of Motor Vehicles (Ch. 48:50)	-	-	-	120,000
014	Certified Extracts of Register (Ch. 48:50)	-	-	-	100,000
015	Changes of Ownership (Ch. 48:50)	-	-	-	10,000
	Motor Vehicles Taxes and Duties (Chap. 48:50) Carried Forward	4,443,768	4,899,560	4,226,760	3,678,500

## Head 03 - TAXES ON GOODS AND SERVICES

Sub-Head / Receiver / Item / Sub-Item		2014 Actual	2015 Estimates	2015 Revised Estimates	2016 Estimates
05	Motor Vehicles Taxes and Duties (Chap. 48:50) - Brought Forward	\$ 4,443,768	\$ 4,899,560	\$ 4,226,760	\$ 3,678,500
016	Amendments to Register (Ch. 48:50)	-	-	-	40,000
018	Examination Study Guides (Ch. 48:50)	-	-	-	25,000
019	Refund of Travelling Expenses	-	-	-	2,500
020	Miscellaneous	-	-	-	-
022	Licence Endorsements (Ch. 48:50)	-	-	-	10,000
023	Processing of H-Vehicles Applications (Ch. 48:50)	-	-	-	7,000
025	Renewal of Taxi Driver Licence/Badge (Ch. 48:50)	-	-	-	12,000
026	Application for Maxi-Taxi Licence (Ch. 48:53)	-	-	-	600
031	5 Year Driving Permits (Ch. 48:50)	-	-	-	600,000
032	4 Year Driving Permits (Ch. 48:50)	-	-	-	400
033	2 Year Driving Permits (Ch. 48:50)	-	-	-	500
034	Subsequent Duplicate of a licence or permit	-	-	-	12,000
035	Duplicate licence\badge for taxi drivers	-	-	-	200
036	Subsequent duplicate licence\badge for taxi	-	-	-	500
037	10 Year Driving Permit (Chap 48:50)	-	-	-	10,000
		-	-	-	2,199,200
	Sub-Head Total	4,443,768	4,899,560	4,226,760	4,399,200
06	Other				
AL1	PERMANENT SECRETARY MINISTRY OF AGRICULTURE, LAND AND FISHERIES				
001	Sawmills (Chap 66:02) (Formerly EVI Ministry of the Environment and Water Resources)	-	-	-	-
002	Wild Animals and Birds (Chap 67:01) (Formerly EVI Ministry of the Environment and Water Resources)	-	-	-	5,000
		-	-	-	5,000
AT4	CHIEF STATE SOLICITOR MINISTRY OF THE ATTORNEY GENERAL AND LEGAL AFFAIRS				
001	Commissioners of Affidavits (Chap 6:52)	500	200	300	400
EN1	PERMANENT SECRETARY MINISTRY OF ENERGY AND ENERGY INDUSTRIES				
001	Marketing Licences (Retail at Petrol Stations, etc) (Chap. 62:01)	7,000	14,000	14,000	14,000
	Other				
	Carried Forward	7,500	14,200	14,300	19,400

## Head 03 - TAXES ON GOODS AND SERVICES

Sub-Head / Receiver / Item / Sub-Item		2014 Actual	2015 Estimates	2015 Revised Estimates	2016 Estimates
06	Other - Brought Forward	\$ 7,500	\$ 14,200	\$ 14,300	\$ 19,400
003	Pipe Lines Licences (Ch. 62:01)	-	-	-	-
006	Marketing Licences for Petroleum By-products (Chapter 62:01)	-	-	-	3,000
		7,000	14,000	14,000	17,000
EVI	PERMANENT SECRETARY MINISTRY OF THE ENVIRONMENT AND WATER RESOURCES				
001	Sawmills (Chap 66:02)	-	-	-	-
002	Wild Animals and Birds (Chap. 67:01)	-	10,000	-	-
		-	10,000	-	-
FN2	CHAIRMAN BOARD OF INLAND REVENUE MINISTRY OF FINANCE				
004	Tax Clearance Certificates (Ch. 75:01 and Ch. 75:06)	37,000	31,000	25,000	31,000
005	Moneylenders (Chap. 84:04)	3,000	1,000	1,000	1,000
006	Pawnbrokers (Chap. 84:05)	2,500	3,000	3,000	-
015	Hotel Room Tax (Chap. 77:01)	11,433,160	10,000,000	10,000,000	11,500,000
019	Transaction Tax on Financial Services (Chap. 77:01)	292,659	236,000	248,000	300,000
020	Insurance Premium Tax (Chap. 77:01)	2,734	4,700	3,500	4,700
021	Club Gaming Tax (Chap. 21:01)	2,488,179	2,500,000	1,200,000	2,000,000
		14,259,232	12,775,700	11,480,500	13,836,700
FN3	COMPTROLLER OF CUSTOMS AND EXCISE MINISTRY OF FINANCE				
003	Dealers Licences- Wireless Telegraphy (Chap. 26:27)	-	-	-	-
HE1	PERMANENT SECRETARY MINISTRY OF HEALTH				
003	Application for Registration of a Pesticide (Ch. 30:03)	800	-	400	400
005	Application for Licensing of Premises for Pesticides (Ch. 30:03)	1,600	1,500	1,900	2,500
006	Application for Shopkeeper licence to sell drugs (Chap 29:52)	500	400	700	800
		2,900	1,900	3,000	3,700
MJ1	CHIEF MAGISTRATE MAGISTRACY - JUDICIARY				
002	Cinema - (Chap. 20:10)	3,000	3,000	-	3,000
	Other Carried Forward	14,272,632	12,804,800	11,497,800	13,865,800

## Head 03 - TAXES ON GOODS AND SERVICES

Sub-Head / Receiver / Item / Sub-Item		2014 Actual	2015 Estimates	2015 Revised Estimates	2016 Estimates
06	Other	\$	\$	\$	\$
	- Brought Forward	14,272,632	12,804,800	11,497,800	13,865,800
003	Explosives (Chap 16:02)	1,750	1,700	1,000	1,750
004	Sale of Old Metal and Marine Stores (Chap. 84:07)	-	-	250	-
005	Hucksters and Pedlars (Chap. 84:09)	1,050	800	1,300	1,100
006	Precious Metals and Stones (Chap. 84:06)	3,000	-	1,800	3,000
007	Produce - Sale of (Chap. 63:52)	-	-	-	-
008	Theatres and Dance Halls (Chap. 21:03)	850	1,200	800	850
009	Tourist Guides (Chap. 11:02)	300	500	500	300
		9,950	7,200	5,650	10,000
NS2	CHIEF IMMIGRATION OFFICER MINISTRY OF NATIONAL SECURITY				
001	Departure Tax - Ports other than Airports (Ch. 77:01)	7,925	11,000	11,000	8,000
NS3	COMMISSIONER OF POLICE TRINIDAD AND TOBAGO POLICE SERVICE				
001	Firearms and Ammunition (Chap. 16:01)	50,420	60,000	48,000	46,000
PUI	PERMANENT SECRETARY MINISTRY OF PUBLIC UTILITIES				
007	Housing Electricians (Chap 54:71)	6,400	8,000	8,000	6,400
SJ1	REGISTRAR SUPREME COURT - JUDICIARY				
001	Bailiffs - (Ch. 4:61 - Act No. 58 of 2000)	-	-	-	-
TP3	DIRECTOR MARITIME SERVICES MINISTRY OF TRANSPORT				
001	Certificates of Competence (Ch. 50:08) (Ch. 50:10)	-	-	-	-
003	Motor Launches (Ch. 50:08)	4,000	2,600	9,800	-
005	Registration of Ships (Ch. 50:10)	-	-	-	-
008	Boatmasters and Boat Engineers Licences (Ch. 50:10)	500	300	300	-
		4,500	2,900	10,100	-
WT3	DIRECTOR MARITIME SERVICES MINISTRY OF WORKS AND TRANSPORT (FORMERLY TP3 MINISTRY OF TRANSPORT)				
001	Certificates of Competence (Ch. 50:08) (Ch. 50:10)	-	-	-	-
	Other				
	Carried Forward	14,348,827	12,890,900	11,580,550	13,933,200

## Head 03 - TAXES ON GOODS AND SERVICES

Sub-Head / Receiver / Item / Sub-Item		2014 Actual	2015 Estimates	2015 Revised Estimates	2016 Estimates
06	Other - Brought Forward	\$ 14,348,827	\$ 12,890,900	\$ 11,580,550	\$ 13,933,200
003	Motor Launches (Ch. 50:08)	-	-	-	4,000
005	Registration of Ships (Ch. 50:10)	-	-	-	-
008	Boatmasters and Boat Engineers Licences (Ch. 50:10)	-	-	-	500
		-	-	-	4,500
	Sub-Head Total	14,348,827	12,890,900	11,580,550	13,937,700
07	Value Added Tax (Ch. 75:06 - Act No. 37 of 1989)				
FN2	CHAIRMAN BOARD OF INLAND REVENUE MINISTRY OF FINANCE				
001	Value Added Tax (Ch. 75:06) Act No. 37 of 1989	47,713,766	46,000,000	38,000,000	47,000,000
	Sub-Head Total	47,713,766	46,000,000	38,000,000	47,000,000
08	Alcohol and Tobacco Taxes (Ch. 77:01)				
FN3	COMPTROLLER OF CUSTOMS AND EXCISE MINISTRY OF FINANCE				
001	Alcohol and Other Beverages Tax (Chap 77:01)	-	-	-	-
002	Tobacco Tax (Ch. 77:01)	1,105	5,000	1,000	2,000
	Sub-Head Total	1,105	5,000	1,000	2,000

## Head 04 - TAXES ON INTERNATIONAL TRADE

Sub-Head / Receiver / Item / Sub-Item		2014 Actual	2015 Estimates	2015 Revised Estimates	2016 Estimates
01	Import Duties	\$ 3,137,420	\$ 3,276,620	\$ 3,275,620	\$ 3,701,620
02	Other	-	-	-	-
Total		3,137,420	3,276,620	3,275,620	3,701,620

Estimates 2016	...	...	...	3,701,620
Revised Estimates 2015	...	...	...	3,275,620
Increase	...	...	...	426,000

Sub-Head / Receiver / Item / Sub-Item		2014 Actual	2015 Estimates	2015 Revised Estimates	2016 Estimates
01	Import Duties	\$	\$	\$	\$
FN3	COMPTROLLER OF CUSTOMS AND EXCISE MINISTRY OF FINANCE				
001	Import Duties (Chap. 78:01)	3,137,059	3,275,000	3,275,000	3,700,000
002	Stamp Duty on Bills of Entry	-	-	-	-
004	Special Tax -Household Effects (Ch. 77:01)	-	1,000	-	1,000
005	Import Surcharge (Ch. 77:01)	361	620	620	620
Sub-Head Total		3,137,420	3,276,620	3,275,620	3,701,620

## Head 05 - OTHER TAXES

Sub-Head / Receiver / Item / Sub-Item		2014 Actual	2015 Estimates	2015 Revised Estimates	2016 Estimates
		\$	\$	\$	\$
FN2	CHAIRMAN BOARD OF INLAND REVENUE MINISTRY OF FINANCE				
01	Stamp Duties (Chap. 76:01)	5,299,596	5,000,000	4,350,000	7,000,000
Total		5,299,596	5,000,000	4,350,000	7,000,000

Estimates 2016	...	...	...	7,000,000
Revised Estimates 2015	...	...	...	4,350,000
Increase	...	...	...	<u>2,650,000</u>



## Head 06 - PROPERTY INCOME

Sub-Head / Receiver / Item / Sub-Item		2014 Actual	2015 Estimates	2015 Revised Estimates	2016 Estimates
01	Rental Income	\$ 202,185	\$ 249,700	\$ 104,160	\$ 166,451
02	Interest Income	19,036	25,000	57,460	19,036
Total		221,221	274,700	161,620	185,487

Estimates 2016	...	...	...	185,487
Revised Estimates 2015	...	...	...	161,620
Increase	...	...	...	23,867

Sub-Head / Receiver / Item / Sub-Item		2014 Actual	2015 Estimates	2015 Revised Estimates	2016 Estimates
01	Rental Income	\$	\$	\$	\$
AL3	COMMISSIONER OF STATE LANDS MINISTRY OF AGRICULTURE, LAND AND FISHERIES (FORMERLY LMI MIN. OF LAND AND MARINE RESOURCES)				
001	Ground Rents (excluding Quarries, Sand and Gravel Pits (Chapter 57:01))	-	-	-	1,500
002	Wayleave for oil pipes along roads	-	-	-	-
005	Rents of Housing Lots - Trinidad & Tobago Housing Development Corporation (formerly N. H. A.)	-	-	-	15,000
		-	-	-	16,500
HS1	PERMANENT SECRETARY MINISTRY OF HOUSING AND URBAN DEVELOPMENT				
001	Lease Payments / Rents of Government Buildings	76,613	100,000	67,100	-
LMI	COMMISSIONER OF STATE LANDS MINISTRY OF LAND AND MARINE RESOURCES				
001	Ground Rents (excluding Quarries, Sand and Gravel	2,694	3,000	1,600	-
002	Wayleave for oil pipes along roads	-	-	-	-
005	Rents of Housing Lots - Trinidad & Tobago Housing	16,835	11,500	10,460	-
		19,529	14,500	12,060	-
Rental Income Carried Forward		96,142	114,500	79,160	16,500

## Head 06 - PROPERTY INCOME

Sub-Head / Receiver / Item / Sub-Item		2014 Actual	2015 Estimates	2015 Revised Estimates	2016 Estimates
01	Rental Income - Brought Forward	\$ 96,142	\$ 114,500	\$ 79,160	\$ 16,500
PA1	PERMANENT SECRETARY MINISTRY OF PUBLIC ADMINISTRATION				
001	Lease Payment/Rents of Government Buildings (Formerly HSI Min of Housing and Urban Dev )	-	-	-	64,951
SP1	PERMANENT SECRETARY MINISTRY OF SPORT AND YOUTH AFFAIRS				
012	Proceeds from Dwight Yorke Stadium -Bacolet	106,043	125,000	25,000	85,000
TP3	DIRECTOR MARITIME SERVICES MINISTRY OF TRANSPORT				
001	Rental of Vessels - Maritime Services	-	10,200	-	-
WT3	DIRECTOR MARITIME SERVICES MINISTRY OF WORKS AND TRANSPORT (FORMERLY TP3 MINISTRY OF TRANSPORT)				
001	Rental of Vessels - Maritime Services	-	-	-	-
	Sub-Head Total	202,185	249,700	104,160	166,451
02	<del>Interest Income</del>				
FNI	COMPTROLLER OF ACCOUNTS MINISTRY OF FINANCE				
003 17	Interest on Loans and Advances Interest on Loans to Public Servants	19,036	25,000	57,460	19,036
	Sub-Head Total	19,036	25,000	57,460	19,036

## Head 07 - OTHER NON-TAX REVENUE

Sub-Head / Receiver / Item / Sub-Item		2014 Actual	2015 Estimates	2015 Revised Estimates	2016 Estimates
01	Administrative Fees and Charges	\$ 3,927,608	\$ 3,974,200	\$ 3,516,230	\$ 4,350,250
02	Fines and Forfeitures	3,923,783	4,334,300	2,865,070	3,419,000
03	Pension Contribution	25,687	23,000	16,000	24,000
04	Non-Industrial Sales	22,481	26,300	22,410	24,000
06	Other (Miscellaneous)	56,889	47,050	191,530	53,550
Total		7,956,448	8,404,850	6,611,240	7,870,800

Estimates 2016	...	...	...	7,870,800
Revised Estimates 2015	...	...	...	6,611,240
Increase	...	...	...	1,259,560

Sub-Head / Receiver / Item / Sub-Item		2014 Actual	2015 Estimates	2015 Revised Estimates	2016 Estimates
01	Administrative Fees and Charges	\$	\$	\$	\$
AL1	PERMANENT SECRETARY MINISTRY OF AGRICULTURE, LAND AND FISHERIES				
002	Veterinary Officers' Fees (Ch. 67:04) (Formerly FPI Ministry of Food Production)	-	-	-	50
005	Import Permits (Ch. 67:02) (Formerly FPI Ministry of Food Production)	-	-	-	-
AT6	REGISTRAR GENERAL MINISTRY OF ATTORNEY GENERAL AND LEGAL AFFAIRS (FORMERLY LA1 MINISTRY OF LEGAL AFFAIRS)				50
001	Registrar General (Chap 19:03)	-	-	-	1,300,000
002	Application for Marriage Officers' Licence (Chap 45:01)	-	-	-	300
003	Marriage Officers' Licence Fee (Chap 45:01)	-	-	-	-
004	Renewal of Marriage Officers' Licence (Chap 45:01)	-	-	-	200
		-	-	-	1,300,500
	Administrative Fees and Charges Carried Forward	-	-	-	1,300,550

## Head 07 - OTHER NON-TAX REVENUE

Sub-Head / Receiver / Item / Sub-Item		2014 Actual	2015 Estimates	2015 Revised Estimates	2016 Estimates
01	Administrative Fees and Charges - Brought Forward	\$ -	\$ -	\$ -	\$ 1,300,550
EB1	CHIEF ELECTION OFFICER ELECTIONS AND BOUNDARIES COMMISSION				
001	Fees for the replacement of Identification Cards (Chap 2:01)	17,240	17,000	5,260	9,600
ED1	PERMANENT SECRETARY MINISTRY OF EDUCATION				
004	External Examination - Local Fees for Candidates	9,739	7,500	10,960	11,000
012	Registration of Teachers	480	800	280	400
013	Examination Fees not Elsewhere Classified	49,047	10,000	24,130	30,000
014	Sale of Dictionary of Occupational Titles	-	-	-	-
015	Fees - Certified Examinations Statements and Transcripts	570	3,600	210	300
016	Textbook Rental Programme - Fees	4,891	4,500	-	3,000
017	Examination Fees (Formerly TEI Ministry of Tertiary Education and Skills Training)	-	-	-	500
		64,727	26,400	35,580	45,200
FN2	CHAIRMAN BOARD OF INLAND REVENUE MINISTRY OF FINANCE				
002	Warden's Search Fees	3,085	3,500	1,800	3,000
FN3	COMPTROLLER OF CUSTOMS AND EXCISE MINISTRY OF FINANCE				
001	Comptroller of Customs and Excise (Ch. 78:01)	26,670	28,000	30,100	31,400
002	Processing of Bills of Sight (Ch. 78:01)	450	800	-	400
003	Container Processing Fees (Ch. 78:01)	27,150	30,000	12,820	25,000
004	Customs Declaration Transaction User Fee(Ch.78:01)	12,000	14,500	8,200	12,000
		66,270	73,300	51,120	68,800
FP1	PERMANENT SECRETARY MINISTRY OF FOOD PRODUCTION				
002	Veterinary Officers' Fees (Ch. 67:04)	50	100	40	-
005	Import Permits (Ch. 67:02)	-	-	-	-
		50	100	40	-
	Administrative Fees and Charges Carried Forward	151,372	120,300	93,800	1,427,150

## Head 07 - OTHER NON-TAX REVENUE

Sub-Head / Receiver / Item / Sub-Item		2014 Actual	2015 Estimates	2015 Revised Estimates	2016 Estimates
01	Administrative Fees and Charges - Brought Forward	\$ 151,372	\$ 120,300	\$ 93,800	\$ 1,427,150
HE1	PERMANENT SECRETARY MINISTRY OF HEALTH				
002	Hospital - Miscellaneous	-	-	-	-
003	Chemist (Chap. 30:01)(Chap. 30:03)	455	1,000	-	300
004	Pathology	-	-	-	-
005	Hospital - X-ray Electrical Treatment and Physiotherapy	-	-	-	-
006	Hospital - Maintenance of Patients and Operation fees	-	-	-	-
		455	1,000	-	300
LA1	REGISTRAR GENERAL MINISTRY OF LEGAL AFFAIRS				
001	Registrar General (Chap 19:03)	1,381,277	1,300,000	930,000	-
002	Application for Marriage Officers' Licence	250	100	150	-
003	Marriage Officers' Licence Fee (Chap 45:01)	-	100	-	-
004	Renewal of Marriage Officers' Licence (Chap 45:01)	-	600	-	-
		1,381,527	1,300,800	930,150	-
MJ1	CHIEF MAGISTRATE MAGISTRACY - JUDICIARY				
001	District and Petty Civil Courts (Chap 4:21)	1,337	1,500	1,190	1,500
002	Magistrates' Courts (Chap 4:20)	7,763	8,500	6,060	8,000
003	Liquor Licences - Application Fees (Chap 84:10)	1,080	1,400	1,800	1,800
004	Magistrates' Notes of Evidence (Chap 4:20)	11,961	13,000	9,800	11,900
		22,141	24,400	18,850	23,200
NS1	PERMANENT SECRETARY MINISTRY OF NATIONAL SECURITY				
004	Work Permits Duration Fees (Chap 18:01)	-	-	-	-
NS2	CHIEF IMMIGRATION OFFICER MINISTRY OF NATIONAL SECURITY				
001	Passport and Permit Fees (Chap 18:01)	1,634,350	1,700,000	1,700,000	2,000,000
002	Immigration-Boarding and Clearing Fees(Chap 18:01)	17,200	22,000	19,650	22,000
005	Restoration of Citizenship - Application Fees (Chap 1:50)	550	900	50	300
	Administrative Fees and Charges Carried Forward	3,207,595	3,169,400	2,762,500	3,472,950

## Head 07 - OTHER NON-TAX REVENUE

Sub-Head / Receiver / Item / Sub-Item		2014 Actual	2015 Estimates	2015 Revised Estimates	2016 Estimates
01	Administrative Fees and Charges - Brought Forward	\$ 3,207,595	\$ 3,169,400	\$ 2,762,500	\$ 3,472,950
006	Restoration of Citizenship - Certificate Fees (Chap 1:50)	1,000	200	650	700
007	Issue of Letters confirming Citizenship or Residence (Chap 18:01)	400	2,100	720	1,000
		-----	-----	-----	-----
NS3	COMMISSIONER OF POLICE TRINIDAD AND TOBAGO POLICE SERVICE	1,653,500	1,725,200	1,721,070	2,024,000
001	Clothing and Powder Cart	-	-	-	-
003	Miscellaneous	228,625	240,000	202,840	244,000
004	Fees for lodgement of firearms (Ch. 16:01)	-	500	-	-
		-----	-----	-----	-----
NS4	CHIEF FIRE OFFICER MINISTRY OF NATIONAL SECURITY	228,625	240,500	202,840	244,000
001	Special Services (Ch. 35:50)	51,300	55,000	42,270	50,000
PU1	PERMANENT SECRETARY MINISTRY OF PUBLIC UTILITIES				
004	Government Electrical Inspectors' Fees (Ch. 54:72)	334,559	400,000	415,550	480,000
SC1	DIRECTOR OF PERSONNEL ADMINISTRATION SERVICE COMMISSIONS DEPARTMENT				
001	Civil Service Entrance Examination Fees (Ch. 23:01)	21,300	28,000	1,500	10,000
SJ1	REGISTRAR SUPREME COURT - JUDICIARY				
001	Registrar, Supreme Court (Chap 4:01)	55,935	54,000	58,500	60,000
004	Marshal (Chap 4:01)	1,554	1,800	1,700	1,600
		-----	-----	-----	-----
TE1	PERMANENT SECRETARY MINISTRY OF TERTIARY EDUCATION AND SKILLS TRAINING	57,489	55,800	60,200	61,600
001	Examination Fees	620	1,100	-	-
TP2	TRANSPORT COMMISSIONER MINISTRY OF TRANSPORT				
001	Weighbridge Fees (Ch. 48:50)	24,720	22,000	30,000	-
	Administrative Fees and Charges Carried Forward	3,927,608	3,974,100	3,516,230	4,320,250

## Head 07 - OTHER NON-TAX REVENUE

Sub-Head / Receiver / Item / Sub-Item		2014 Actual	2015 Estimates	2015 Revised Estimates	2016 Estimates
01	Administrative Fees and Charges - Brought Forward	\$ 3,927,608	\$ 3,974,100	\$ 3,516,230	\$ 4,320,250
002	Miscellaneous	-	-	-	-
003	Registration Fee for Testing Station (Ch. 48:50)	-	-	-	-
004	Renewal Fee for Testing Station (Ch. 48:50)	-	-	-	-
005	Examiner Certificate Fee (Ch. 48:50)	-	-	-	-
006	Renewal of Examiner Certificate Fee (Ch. 48:50)	-	-	-	-
		24,720	22,000	30,000	-
TR1	PERMANENT SECRETARY MINISTRY OF TRADE AND INDUSTRY				
002	Inspectors of Weights and Measures	-	100	-	-
WT2	TRANSPORT COMMISSIONER MINISTRY OF WORKS AND TRANSPORT (FORMERLY TP2 MINISTRY OF TRANSPORT)				
001	Weighbridge Fees (Ch. 48:50)	-	-	-	30,000
002	Miscellaneous	-	-	-	-
003	Registration Fee for Testing Station (Ch. 48:50)	-	-	-	-
004	Renewal Fee for Testing Station (Ch. 48:50)	-	-	-	-
005	Examiner Certificate Fee (Ch. 48:50)	-	-	-	-
006	Renewal of Examiner Certificate Fee (Ch. 48:50)	-	-	-	-
		-	-	-	30,000
	Sub-Head Total	3,927,608	3,974,200	3,516,230	4,350,250
02	<u>Fines and Forfeitures</u>				
CM1	PERMANENT SECRETARY MINISTRY OF COMMUNICATIONS				
001	Penalties and Fines National Library & Informatio Services (NALIS) Formerly Central Library (Formerly ED1 Ministry of Education)	-	-	-	2,500
ED1	PERMANENT SECRETARY MINISTRY OF EDUCATION				
001	Penalties and Fines National Library & Informatio Services (NALIS) Formerly Central Library	3,840	4,500	170	-
	Fines and Forfeitures Carried Forward	3,840	4,500	170	2,500

## Head 07 - OTHER NON-TAX REVENUE

Sub-Head / Receiver / Item / Sub-Item		2014 Actual	2015 Estimates	2015 Revised Estimates	2016 Estimates
		\$	\$	\$	\$
02	Fines and Forfeitures - Brought Forward	3,840	4,500	170	2,500
FN3	COMPTROLLER OF CUSTOMS AND EXCISE MINISTRY OF FINANCE				
001	Fines and Seizures (Ch. 78:50)(Ch. 78:01)	7,500	11,500	3,750	5,500
MJ1	CHIEF MAGISTRATE MAGISTRACY - JUDICIARY				
001	Magistrates' Courts (Chap 4:20)	1,119,068	1,200,000	1,090,500	1,200,000
002	Petty Civil Courts (Chap 4:21)	-	-	-	-
003	Poundage Fees (Chap 67:03)	2,050	1,800	3,000	3,000
004	Miscellaneous	-	-	-	-
005	Motor Vehicle and Road Traffic (Fixed Penalty) (Amendment)Regulation,1984(Ticket System) (Chap 48:52)	2,419,650	2,700,000	1,609,650	2,000,000
		3,540,768	3,901,800	2,703,150	3,203,000
NS2	CHIEF IMMIGRATION OFFICER MINISTRY OF NATIONAL SECURITY				
001	Fines (Chap 18:01)	-	-	-	-
SJ1	REGISTRAR SUPREME COURT - JUDICIARY				
002	Poundage Fees (Chap. 4:01)	300	2,500	-	-
TP2	TRANSPORT COMMISSIONER MINISTRY OF TRANSPORT				
001	Fines - Late Registration of Transfer (Used Motor Vehicles) (Ch. 48:50)	10,400	14,000	3,000	-
002	Penalty-Late Renewal of Driving Permits (Ch. 48:50)	360,975	400,000	155,000	-
		371,375	414,000	158,000	-
WT2	TRANSPORT COMMISSIONER MINISTRY OF WORKS AND TRANSPORT (FORMERLY TP2 MINISTRY OF TRANSPORT)				
001	Fines - Late Registration of Transfer (Used Motor Vehicles) (Ch. 48:50)	-	-	-	8,000
002	Penalty-Late Renewal of Driving Permits (Ch. 48:50)	-	-	-	200,000
		-	-	-	208,000
	Sub-Head Total	3,923,783	4,334,300	2,865,070	3,419,000



## Head 07 - OTHER NON-TAX REVENUE

Sub-Head / Receiver / Item / Sub-Item		2014 Actual	2015 Estimates	2015 Revised Estimates	2016 Estimates
03	<u>Pension Contribution</u>	\$	\$	\$	\$
FN1	COMPTROLLER OF ACCOUNTS MINISTRY OF FINANCE				
006	Members of Parliament	25,687	23,000	16,000	24,000
	Sub-Head Total	25,687	23,000	16,000	24,000
04	<u>Non-Industrial Sales</u>				
AL1	PERMANENT SECRETARY MINISTRY OF AGRICULTURE, LAND AND FISHERIES				
012	Chaguaramas Agricultural Development Project (Formerly FPI Ministry of Food Production)	-	-	-	-
016	Sale of Drugs (Formerly FPI Ministry of Food Production)	-	-	-	-
		-	-	-	-
CM1	PERMANENT SECRETARY MINISTRY OF COMMUNICATIONS				
001	Printing and Stationery (Formerly PUI Ministry of Public Utilities)	-	-	-	10,000
EB1	CHIEF ELECTION OFFICER ELECTIONS AND BOUNDARIES COMMISSION				
001	Electoral - Sale of Lists (Chap 2:01)	445	2,000	1,450	500
002	Electoral - Sale of I.D. Cards and Loss of Original	180	-	6,000	2,200
003	Electoral - Sale of Maps (Chap 2:01)	570	500	320	500
004	Electoral - Sale of Reports (Chap 2:01)	100	1,000	240	1,000
		1,295	3,500	8,010	4,200
FN3	COMPTROLLER OF CUSTOMS AND EXCISE MINISTRY OF FINANCE				
001	Sale of Spirits Stock Books (Chap. 84:10)	1,300	800	400	800
002	Sale of Certificate Books (Spirit Removal) (Chap. 84:10)	7,720	9,000	6,000	9,000
		9,020	9,800	6,400	9,800
	Non-Industrial Sales Carried Forward	10,315	13,300	14,410	24,000

## Head 07 - OTHER NON-TAX REVENUE

Sub-Head / Receiver / Item / Sub-Item		2014 Actual	2015 Estimates	2015 Revised Estimates	2016 Estimates
04	Non-Industrial Sales - Brought Forward	\$ 10,315	\$ 13,300	\$ 14,410	\$ 24,000
FP1	PERMANENT SECRETARY MINISTRY OF FOOD PRODUCTION				
012 016	Chaguaramas Agricultural Development Project Sale of Drugs	- -	- -	- -	- -
PUI	PERMANENT SECRETARY MINISTRY OF PUBLIC UTILITIES				
001	Printing and Stationery	12,166	13,000	8,000	-
SJ1	REGISTRAR SUPREME COURT - JUDICIARY				
001	Sale of Annual Index	-	-	-	-
TP2	TRANSPORT COMMISSIONER MINISTRY OF TRANSPORT				
002	Sale of Inspection Stickers (Ch. 48:50)	-	-	-	-
WT2	TRANSPORT COMMISSIONER MINISTRY OF WORKS AND TRANSPORT (FORMERLY TP2 MINISTRY OF TRANSPORT)				
002	Sale of Inspection Stickers (Ch. 48:50)	-	-	-	-
	Sub-Head Total	22,481	26,300	22,410	24,000
06	Other (Miscellaneous)				
FN1	COMPTROLLER OF ACCOUNTS MINISTRY OF FINANCE				
002	Recoveries of Overpayments relating to previous years (Chap 69:01)	15,674	16,000	160,000	16,000
005 008	Life Insurance Companies Salary Deduction Plan Telephone, Telegram and Cablegram Charges	690 -	1,000 50	500 -	1,000 50
	Other (Miscellaneous) Carried Forward	16,364	17,050	160,500	17,050

## Head 07 - OTHER NON-TAX REVENUE

Sub-Head / Receiver / Item / Sub-Item		2014 Actual	2015 Estimates	2015 Revised Estimates	2016 Estimates
		\$	\$	\$	\$
06	Other (Miscellaneous) - Brought Forward	16,364	17,050	160,500	17,050
010	Sundry	8,750	1,000	-	1,000
025	Recovery of Expenses - Items issued to Public Officers for personal use	2,450	-	-	1,000
		27,564	18,050	160,500	19,050
M31	CHIEF MAGISTRATE MAGISTRACY - JUDICIARY				
001	Costs Recovered	-	-	30	-
TP3	DIRECTOR MARITIME SERVICES MINISTRY OF TRANSPORT				
001	Overtime to Maritime Services Division	1,475	1,500	3,800	-
002	Navigational Aids Dues (formerly Operation and Maintenance of Navigational Aids) (Chap. 50:10)	25,150	25,500	25,000	-
003	Surveys and Examinations (Chap. 50: 08)	2,700	2,000	2,200	-
		29,325	29,000	31,000	-
WT3	DIRECTOR MARITIME SERVICES MINISTRY OF WORKS AND TRANSPORT (FORMERLY TP3 MINISTRY OF TRANSPORT)				
001	Overtime to Maritime Services Division	-	-	-	1,500
002	Navigational Aids Dues (formerly Operation and	-	-	-	30,000
003	Surveys and Examinations (Chap. 50: 08)	-	-	-	3,000
		-	-	-	34,500
	Sub-Head Total	56,889	47,050	191,530	53,550



---

---

**APPENDIX –RECEIVERS OF REVENUE AND CODES**

---

---

## RECEIVERS OF REVENUE AND CODES

		HEAD/SUB HEAD/ITEM
AG1	DEPUTY AUDITOR GENERAL AUDITOR GENERAL DEPARTMENT	07/06(001-010)
AL1	PERMANENT SECRETARY MINISTRY OF AGRICULTURE, LAND AND FISHERIES	03/06(001-007) 07/01(001-010) 07/04(001-024)
AL2	DIRECTOR OF SURVEYS MINISTRY OF AGRICULTURE, LAND AND FISHERIES (FORMERLY LM2 MIN. OF LAND AND MARINE RESOURCES)	07/04(001-004)
AL3	COMMISSIONER OF STATE LANDS MINISTRY OF AGRICULTURE, LAND AND FISHERIES (FORMERLY LM1 MIN. OF LAND AND MARINE RESOURCES)	06/01(001-006) 06/06(001-004) 07/01(001-007) 09/02(001)
AM1	PERMANENT SECRETARY MINISTRY OF THE ARTS AND MULTICULTURALISM	07/01(001)
AT4	CHIEF STATE SOLICITOR MINISTRY OF THE ATTORNEY GENERAL AND LEGAL AFFAIRS	03/06(001) 07/01(001-004) 07/06(001)
AT5	PERMANENT SECRETARY MINISTRY OF THE ATTORNEY GENERAL AND LEGAL AFFAIRS (FORMERLY LA3 MINISTRY OF LEGAL AFFAIRS)	07/04(001)
AT6	REGISTRAR GENERAL MINISTRY OF THE ATTORNEY GENERAL AND LEGAL AFFAIRS (FORMERLY LA1 MINISTRY OF LEGAL AFFAIRS)	07/01(001-004)

Receivers of Revenue should note that:

- (i) Items shown give the range of items under their jurisdiction;
- (ii) As a result of the changes in Ministerial portfolios, some items of revenue would appear under two (2) different Receivers of Revenue i.e. the former Receivers where only historical data would be shown and the new Receiver under whose portfolio the collection of the relevant revenue now falls; and;
- (iii) Where the 2016 Estimates of Revenues reflects sums under the relevant Sub-Head Receiver/Item/Sub-Item, these Receivers would have jurisdiction for all aspects of the administration, collection and reporting of the respective sums.

## RECEIVERS OF REVENUE AND CODES

		HEAD/SUB HEAD/ITEM
AT7	CONTROLLER INTELLECTUAL PROPERTY OFFICE MINISTRY OF THE ATTORNEY GENERAL AND LEGAL AFFAIRS (FORMERLY LA2 MINISTRY OF LEGAL AFFAIRS)	07/01(001)
CA1	PERMANENT SECRETARY MINISTRY OF COMMUNITY DEVELOPMENT, CULTURE AND THE ARTS	06/01(001-003) 07/01(001) 07/04(001-002) 07/06(002)
CD1	PERMANENT SECRETARY MINISTRY OF COMMUNITY DEVELOPMENT	06/01(001-002) 07/01(001) 07/04(001) 07/06(002)
CM1	PERMANENT SECRETARY MINISTRY OF COMMUNICATIONS	07/01(003) 07/02(001) 07/04(001)
EB1	CHIEF ELECTION OFFICER ELECTIONS AND BOUNDARIES COMMISSION	07/01(001) 07/04(001-004)
ED1	PERMANENT SECRETARY MINISTRY OF EDUCATION	06/01(001) 07/01(003-017) 07/02(001) 07/06(001)

Receivers of Revenue should note that:

- (i) Items shown give the range of items under their jurisdiction;
- (ii) As a result of the changes in Ministerial portfolios, some items of revenue would appear under two (2) different Receivers of Revenue i.e. the former Receivers where only historical data would be shown and the new Receiver under whose portfolio the collection of the relevant revenue now falls, and;
- (iii) Where the 2016 Estimates of Revenues reflects sums under the relevant Sub-Head Receiver/Item/Sub-Item, these Receivers would have jurisdiction for all aspects of the administration, collection and reporting of the respective sums.

## RECEIVERS OF REVENUE AND CODES

		HEAD/SUB HEAD/ITEM
EN1	PERMANENT SECRETARY MINISTRY OF ENERGY AND ENERGY INDUSTRIES	03/06(001-017) 06/03(001-003) 06/06(001) 07/01(001-018) 07/04(001) 07/06(001-003)
EVI	PERMANENT SECRETARY MINISTRY OF THE ENVIRONMENT AND WATER RESOURCES	03/06(001-006) 07/01(001-005) 07/04(002-003) 07/06(001-003)
FA1	PERMANENT SECRETARY MINISTRY OF FOREIGN AND CARICOM AFFAIRS	07/01(002-004) 07/06(001)
FN1	COMPTROLLER OF ACCOUNTS MINISTRY OF FINANCE	03/03(001-003) 03/06(001-002) 06/02(001-004) 06/04(001) 06/05(001) 07/01(001) 07/02(001) 07/03(001-009) 07/04(001-002) 07/06(001-025) 08/03(002-027) 08/04(013-015) 08/06(006-015) 08/07(001) 09/02(001) 09/07(001) 09/09(001) 09/10(001-011) 09/11(001) 09/12(001-002) 10/01-02

Receivers of Revenue should note that:

- (i) Items shown give the range of items under their jurisdiction;
- (ii) As a result of the changes in Ministerial portfolios, some items of revenue would appear under two (2) different Receivers of Revenue i.e. the former Receivers where only historical data would be shown and the new Receiver under whose portfolio the collection of the relevant revenue now falls, and;
- (iii) Where the 2016 Estimates of Revenues reflects sums under the relevant Sub-Head Receiver/Item/Sub-Item, these Receivers would have jurisdiction for all aspects of the administration, collection and reporting of the respective sums.



## RECEIVERS OF REVENUE AND CODES

		HEAD/SUB HEAD/ITEM
FN2	CHAIRMAN BOARD OF INLAND REVENUE MINISTRY OF FINANCE	01/01-09 02/03(001) 02/04(001) 03/05(001-003) 03/06(001-021) 03/07(001) 05/01 07/01(001-003) 09/10(002)
FN3	COMPTROLLER OF CUSTOMS AND EXCISE MINISTRY OF FINANCE	03/01(001) 03/02(001-007) 03/04(001-038) 03/05(001) 03/06(003-004) 03/08(001-002) 04/01(001-005) 04/02(001-003) 07/01(001-004) 07/02(001) 07/04(001-004) 07/06(001)
FN5	PERMANENT SECRETARY MINISTRY OF FINANCE (INVESTMENT DIVISION)	06/04(002-003) 06/05(001) 07/06(002) 09/02(001) 09/10(001-015) 09/12(001-002)
FN6	PERMANENT SECRETARY MINISTRY OF FINANCE	07/02(001)
FN7	SUPERVISOR OF INSOLVENCY OFFICE OF THE SUPERVISOR OF INSOLVENCY	07/01(001)

Receivers of Revenue should note that:

- (i) Items shown give the range of items under their jurisdiction;
- (ii) As a result of the changes in Ministerial portfolios, some items of revenue would appear under two (2) different Receivers of Revenue i.e. the former Receivers where only historical data would be shown and the new Receiver under whose portfolio the collection of the relevant revenue now falls, and;
- (iii) Where the 2016 Estimates of Revenues reflects sums under the relevant Sub-Head Receiver/Item/Sub-Item, these Receivers would have jurisdiction for all aspects of the administration, collection and reporting of the respective sums.

## RECEIVERS OF REVENUE AND CODES

		HEAD/SUB HEAD/ITEM
FP1	PERMANENT SECRETARY MINISTRY OF FOOD PRODUCTION	03/06( 001) 07/01( 001-008) 07/04( 001-022)
GY1	PERMANENT SECRETARY MINISTRY OF GENDER, YOUTH AND CHILD DEVELOPMENT	06/01( 001-003) 07/04( 001-002)
HE1	PERMANENT SECRETARY MINISTRY OF HEALTH	03/06( 002-006) 07/01( 002-009) 07/04( 003)
HS1	PERMANENT SECRETARY MINISTRY OF HOUSING AND URBAN DEVELOPMENT	06/01( 001-003) 06/06( 003-005) 07/04( 001) 08/03( 003) 09/02( 001-004)
IC1	REGISTRAR INDUSTRIAL COURT	07/02( 001) 07/04( 001)
IC2	REGISTRAR INTEGRITY COMMISSION	07/01( 001)

Receivers of Revenue should note that:

- (i) Items shown give the range of items under their jurisdiction;
- (ii) As a result of the changes in Ministerial portfolios, some items of revenue would appear under two (2) different Receivers of Revenue i.e. the former Receivers where only historical data would be shown and the new Receiver under whose portfolio the collection of the relevant revenue now falls; and
- (iii) Where the 2016 Estimates of Revenues reflects sums under the relevant Sub-Head Receiver/Item/Sub-Item, these Receivers would have jurisdiction for all aspects of the administration, collection and reporting of the respective sums.

## RECEIVERS OF REVENUE AND CODES

		HEAD/SUB HEAD/ITEM
JT1	COMMISSIONER OF PRISONS MINISTRY OF JUSTICE	07/02(001) 07/04(001)
LA1	REGISTRAR GENERAL MINISTRY OF LEGAL AFFAIRS	07/01(001-004)
LA2	CONTROLLER, INTELLECTUAL PROPERTY OFFICE MINISTRY OF LEGAL AFFAIRS	07/01(001)
LA3	PERMANENT SECRETARY MINISTRY OF LEGAL AFFAIRS	07/04(001)
LE1	PERMANENT SECRETARY MINISTRY OF LABOUR AND SMALL ENTERPRISE DEVELOPMENT	07/01(001-003)
LM1	COMMISSIONER STATE LANDS MINISTRY OF LAND AND MARINE RESOURCES	06/01(001-006) 06/06(001-004) 07/01(001-007) 09/02(001)
LM2	DIRECTOR OF SURVEYS MINISTRY OF LAND AND MARINE RESOURCES	07/04(001-004)
MJ1	CHIEF MAGISTRATE MAGISTRACY - JUDICIARY	03/04(001-002) 03/06(001-009) 07/01(001-004) 07/02(001-005) 07/06(001)

Receivers of Revenue should note that:

- (i) Items shown give the range of items under their jurisdiction;
- (ii) As a result of the changes in Ministerial portfolios, some items of revenue would appear under two (2) different Receivers of Revenue i.e. the former Receivers where only historical data would be shown and the new Receiver under whose portfolio the collection of the relevant revenue now falls, and;
- (iii) Where the 2016 Estimates of Revenues reflects sums under the relevant Sub-Head Receiver/Item/Sub-Item, these Receivers would have jurisdiction for all aspects of the administration, collection and reporting of the respective sums.

## RECEIVERS OF REVENUE AND CODES

		HEAD/SUB HEAD/ITEM
ND1	PERMANENT SECRETARY MINISTRY OF NATIONAL DIVERSITY AND SOCIAL INTEGRATION	07/04(001)
NS1	PERMANENT SECRETARY MINISTRY OF NATIONAL SECURITY	07/01(001-008)
NS2	CHIEF IMMIGRATION OFFICER MINISTRY OF NATIONAL SECURITY	03/06(001) 07/01(001-007) 07/02(001) 07/06(001)
NS3	COMMISSIONER OF POLICE TRINIDAD AND TOBAGO POLICE SERVICE	03/06(001) 07/01(001-004)
NS4	CHIEF FIRE OFFICER MINISTRY OF NATIONAL SECURITY	07/01(001-002) 07/02(001)
NS5	COMMISSIONER OF PRISONS MINISTRY OF NATIONAL SECURITY (FORMERLY JT1 MINISTRY OF JUSTICE)	07/02(001) 07/04(001)
PA1	PERMANENT SECRETARY MINISTRY OF PUBLIC ADMINISTRATION	06/01(001-003) 06/06(001) 07/06(001) 09/02(001-003)

Receivers of Revenue should note that:

- (i) Items shown give the range of items under their jurisdiction;
- (ii) As a result of the changes in Ministerial portfolios, some items of revenue would appear under two (2) different Receivers of Revenue i.e. the former Receivers where only historical data would be shown and the new Receiver under whose portfolio the collection of the relevant revenue now falls, and;
- (iii) Where the 2016 Estimates of Revenues reflects sums under the relevant Sub-Head Receiver/Item/Sub-Item, these Receivers would have jurisdiction for all aspects of the administration, collection and reporting of the respective sums.

## RECEIVERS OF REVENUE AND CODES

		HEAD/SUB HEAD/ITEM
PL1	PERMANENT SECRETARY MINISTRY OF PLANNING AND DEVELOPMENT	07/04(002) 07/06(003)
PL2	DIRECTOR OF STATISTICS MINISTRY OF PLANNING AND DEVELOPMENT	07/01(001-002)
PU1	PERMANENT SECRETARY MINISTRY OF PUBLIC UTILITIES	03/06(007) 07/01(004-006) 07/04(001) 07/06(001-002)
R01	REVENUE OFFICER V ST GEORGE WEST MINISTRY OF FINANCE	02/01(001)
R02	REVENUE OFFICER IV ST GEORGE EAST MINISTRY OF FINANCE	02/01(001)
R03	REVENUE OFFICER IV CARONI / CHAGUANAS MINISTRY OF FINANCE	02/01(001)
R04	REVENUE OFFICER IV ST ANDREW/ ST DAVID MINISTRY OF FINANCE	02/01(001)
R05	REVENUE OFFICER IV ST PATRICK MINISTRY OF FINANCE	02/01(001)

Receivers of Revenue should note that:

- (i) Items shown give the range of items under their jurisdiction;
- (ii) As a result of the changes in Ministerial portfolios, some items of revenue would appear under two (2) different Receivers of Revenue i.e. the former Receivers where only historical data would be shown and the new Receiver under whose portfolio the collection of the relevant revenue now falls, and;
- (iii) Where the 2016 Estimates of Revenues reflects sums under the relevant Sub-Head Receiver/Item/Sub-Item, these Receivers would have jurisdiction for all aspects of the administration, collection and reporting of the respective sums.

## RECEIVERS OF REVENUE AND CODES

		HEAD/SUB HEAD/ITEM
R06	REVENUE OFFICER IV NARIVA / MAYARO MINISTRY OF FINANCE	02/01(001)
R07	REVENUE OFFICER IV VICTORIA MINISTRY OF FINANCE	02/01(001)
R08	REVENUE OFFICER IV TOBAGO	02/01(001)
SC1	DIRECTOR OF PERSONNEL ADMINISTRATION SERVICE COMMISSIONS DEPARTMENT	07/01(001-003) 07/02(001)
SD1	PERMANENT SECRETARY MINISTRY OF SOCIAL DEVELOPMENT AND FAMILY SERVICES	07/01(001)
SJ1	REGISTRAR SUPREME COURT - JUDICIARY	03/06(001) 07/01(001-004) 07/02(001-002) 07/04(001)
SP1	PERMANENT SECRETARY MINISTRY OF SPORT AND YOUTH AFFAIRS	06/01(001-015) 07/01(001) 07/04(001-002)

Receivers of Revenue should note that:

- (i) Items shown give the range of items under their jurisdiction;
- (ii) As a result of the changes in Ministerial portfolios, some items of revenue would appear under two (2) different Receivers of Revenue i.e. the former Receivers where only historical data would be shown and the new Receiver under whose portfolio the collection of the relevant revenue now falls, and;
- (iii) Where the 2016 Estimates of Revenues reflects sums under the relevant Sub-Head Receiver/Item/Sub-Item, these Receivers would have jurisdiction for all aspects of the administration, collection and reporting of the respective sums.

## RECEIVERS OF REVENUE AND CODES

		HEAD/SUB HEAD/ITEM
TA1	REGISTRAR TAX APPEAL BOARD	07/01(001) 07/04(001)
TE1	PERMANENT SECRETARY MINISTRY OF TERTIARY EDUCATION AND SKILLS TRAINING	07/01(001)
TM1	PERMANENT SECRETARY MINISTRY OF TOURISM	06/01(001)
TP2	TRANSPORT COMMISSIONER MINISTRY OF TRANSPORT	03/05(001-037) 07/01(001-006) 07/02(001-002) 07/04(001-002)
TP3	DIRECTOR MARITIME SERVICES MINISTRY OF TRANSPORT	03/06(001-008) 06/01(001) 07/01(001) 07/02(001) 07/04(001-002) 07/06(001-004)
TR1	PERMANENT SECRETARY MINISTRY OF TRADE, INDUSTRY, INVESTMENT AND COMMUNICATIONS	03/03(001-003) 03/06(001-002) 06/01(001) 07/01(001-003)

Receivers of Revenue should note that:

- (i) Items shown give the range of items under their jurisdiction;
- (ii) As a result of the changes in Ministerial portfolios, some items of revenue would appear under two (2) different Receivers of Revenue i.e. the former Receivers where only historical data would be shown and the new Receiver under whose portfolio the collection of the relevant revenue now falls, and;
- (iii) Where the 2016 Estimates of Revenues reflects sums under the relevant Sub-Head Receiver/Item/Sub-Item, these Receivers would have jurisdiction for all aspects of the administration, collection and reporting of the respective sums.

## RECEIVERS OF REVENUE AND CODES

		HEAD/SUB HEAD/ITEM
WI1	PERMANENT SECRETARY MINISTRY OF WORKS AND INFRASTRUCTURE	07/06(001)
WT1	PERMANENT SECRETARY MINISTRY OF WORKS AND TRANSPORT	07/06(001)
WT2	TRANSPORT COMMISSIONER MINISTRY OF WORKS AND TRANSPORT (FORMERLY TP2 MINISTRY OF TRANSPORT)	03/05(001-037) 07/01(001-006) 07/02(001-002) 07/04(001-002)
WT3	DIRECTOR MARITIME SERVICES MINISTRY OF WORKS AND TRANSPORT (FORMERLY TP3 MINISTRY OF TRANSPORT)	03/06(001-008) 06/01(001) 07/01(001) 07/02(001) 07/04(001-002) 07/06(001-004)

Receivers of Revenue should note that:

- (i) Items shown give the range of items under their jurisdiction;
- (ii) As a result of the changes in Ministerial portfolios, some items of revenue would appear under two (2) different Receivers of Revenue i.e. the former Receivers where only historical data would be shown and the new Receiver under whose portfolio the collection of the relevant revenue now falls, and;
- (iii) Where the 2016 Estimates of Revenues reflects sums under the relevant Sub-Head Receiver/Item/Sub-Item, these Receivers would have jurisdiction for all aspects of the administration, collection and reporting of the respective sums.