



**REPUBLIC OF
TRINIDAD AND TOBAGO**

ESTIMATES

OF REVENUE FOR THE

FINANCIAL YEAR

2017

CONTENTS

ESTIMATES OF REVENUE FOR THE FINANCIAL YEAR, 2017

| ABSTRACTS | PAGE |
|---|-------------|
| Financial Statement 2017 and Comparative Statements 2016 (Original and Revised Estimates) and 2015 Actual | iv |
| Abstract of the Estimated Revenue for the Financial Year ending 30th September, 2017 | |
| Revised Estimates of Revenue for 2016 and Actual Revenue 2015 | v |
| Revenue 2017 by classification | vi |
| Abstract of the Estimated Tax Revenue for the Financial year ending 30th September, 2017 | |
| Revised Estimates of Revenue for 2016 and Actual Revenue 2015 | vii |
| Abstract of the Estimated Non-Tax Revenue for the Financial year ending 30th September, 2017 | |
| Revised Estimates of Revenue for 2016 and Actual Revenue 2015 | viii |
| Abstract of the Estimated Capital Receipts for the Financial year ending 30th September, 2017 | |
| Revised Estimates of Revenue for 2016 and Actual Revenue 2015 | ix |
| Abstract of the Estimated Financing for the Financial year ending 30th September, 2017 | |
| Revised Estimates of Revenue for 2016 and Actual Revenue 2015 | x |
| HEADS OF REVENUE | |
| 01. Taxes on Income and Profits | 1 |
| 02. Taxes on Property | 2 |
| 03. Taxes on Goods and Services | 5 |
| 04. Taxes on International Trade | 16 |
| 05. Other Taxes | 17 |
| 06. Property Income | 18 |
| 07. Other Non-Tax Revenue | 25 |
| 08. Repayment of Past Lending | 49 |
| 09. Capital Revenue | 51 |
| 10. Borrowing | 56 |
| 11. Extraordinary Receipts | 57 |
| Abstract of the Estimated Revenue for Tobago for the Financial year ending 30th September, 2017 | |
| Revised Estimates of Revenue for 2016 and Actual Revenue 2015 | |
| TOBAGO HEADS OF REVENUE (included in main Revenue Estimates) | |
| 01. Taxes on Income and Profits | 61 |
| 02. Taxes on Property | 62 |
| 03. Taxes on Goods and Services | 64 |
| 04. Taxes on International Trade | 71 |
| 05. Other Taxes | 72 |
| 06. Property Income | 73 |
| 07. Other Non-Tax Revenue | 75 |
| APPENDIX | |
| Receivers of Revenue and Codes | 86 |

ESTIMATES OF REVENUE 2017
TRINIDAD AND TOBAGO FINANCIAL STATEMENT 2017 AND COMPARATIVE STATEMENTS 2016 (ORIGINAL AND REVISED ESTIMATES) AND 2015 ACTUAL
CURRENT ACCOUNT

| | <u>REVENUE</u> | | | <u>EXPENDITURE</u> | | |
|---------------------------|------------------------|---------------------------|---------------------------|---------------------------|---------------------------|---------------------------|
| | 2015 Actual \$Mn | 2016 Estimates \$Mn | 2017 Estimates \$Mn | 2015 Actual \$Mn | 2016 Estimates \$Mn | 2017 Estimates \$Mn |
| Tax Revenue | 41,351.4 | 40,798.1 | 29,933.3 | 9,369.4 | 12,669.5 | 10,312.4 |
| Income and Profits | 29,027.6 | 23,069.2 | 15,948.2 | 6,818.6 | 8,663.8 | 7,124.1 |
| Goods and Services | 8,903.7 | 14,278.1 | 10,171.3 | 626.9 | 684.7 | 594.6 |
| International Trade | 3,014.1 | 2,847.8 | 2,965.8 | 1,923.9 | 3,321.0 | 2,593.7 |
| Other | 406.0 | 603.0 | 848.0 | 7,251.4 | 7,641.6 | 5,711.7 |
| Non-Tax Revenue | 9,955.8 | 8,722.6 | 8,120.3 | 304.9 | 287.5 | 107.8 |
| Property Income | 8,246.7 | 7,534.1 | 7,016.7 | 3,987.5 | 3,555.2 | 4,643.3 |
| Other Non-Tax Revenue | 1,681.3 | 1,141.0 | 1,067.0 | 26,296.0 | 26,575.7 | 22,927.7 |
| Repayment of Past Lending | 27.8 | 47.5 | 36.6 | 7,534.6 | 8,105.0 | 6,862.2 |
| | | | | 0.0 | 56.0 | 0.0 |
| | | | | Sub-Total | 58,890.5 | 50,565.1 |
| | | | | Current Surplus/(Deficit) | (9,369.8) | (12,511.5) |
| | 51,307.2 | 49,520.7 | 38,053.6 | 54,743.8 | 48,756.0 | 38,053.6 |

iv

| | <u>CAPITAL ACCOUNT</u> | | |
|---------------------------|------------------------|---------------------------|---------------------------|
| | 2015 Actual \$Mn | 2016 Estimates \$Mn | 2017 Estimates \$Mn |
| Current Surplus/(Deficit) | (3,436.6) | (8,350.7) | (12,511.5) |
| Capital Revenue | 4,989.2 | 9,577.9 | 8,740.1 |
| Surplus/(Deficit) | 1,552.6 | 208.1 | (3,771.4) |
| Financing | 4,223.2 | 6,086.1 | 5,632.2 |
| Changes in Cash Balances | 1,447.2 | 1,272.6 | 4,145.4 |
| | 7,223.0 | 7,566.8 | 6,006.2 |

Revenue and expenditure exclude Unemployment Fund and Green Fund

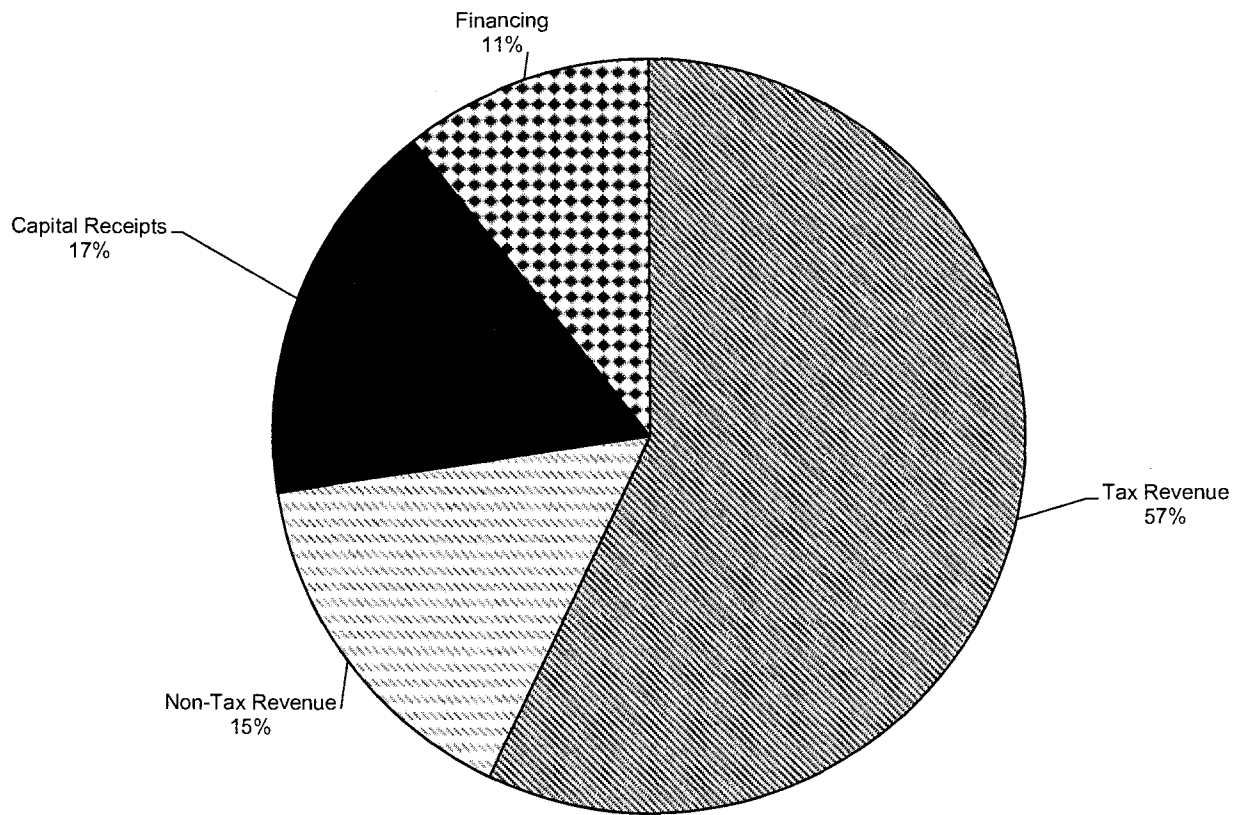
7,223.0 7,566.8 6,971.7 6,006.2

ESTIMATES, TRINIDAD & TOBAGO, FOR 2017

Abstract of Estimated Revenue for the financial year ending 30th September 2017, Revised Estimates of Revenue, 2016 and Actual Revenue, 2015

| Head | 2015 Actual | 2016 Estimates | 2016 Revised Estimates | 2017 Estimates |
|----------------------------------|-----------------------|-----------------------|------------------------------|-----------------------|
| | \$ | \$ | \$ | \$ |
| TAX REVENUE | | | | |
| 01. TAXES ON INCOME AND PROFITS | 29,027,572,470 | 23,069,199,100 | 16,391,100,000 | 15,948,180,035 |
| 02. TAXES ON PROPERTY | 3,352,642 | 203,000,000 | 3,000,000 | 503,000,000 |
| 03. TAXES ON GOODS AND SERVICES | 8,903,687,205 | 14,278,113,240 | 8,840,169,709 | 10,171,350,450 |
| 04. TAXES ON INTERNATIONAL TRADE | 3,014,156,741 | 2,847,759,500 | 3,003,162,833 | 2,965,817,500 |
| 05. OTHER TAXES | 402,648,790 | 400,000,000 | 336,300,000 | 345,000,000 |
| TOTAL TAX REVENUE | 41,351,417,848 | 40,798,071,840 | 28,573,732,542 | 29,933,347,985 |
| NON-TAX REVENUE | | | | |
| 06. PROPERTY INCOME | 8,246,714,638 | 7,534,113,788 | 8,050,673,103 | 7,016,709,291 |
| 07. OTHER NON-TAX REVENUE | 1,681,365,774 | 1,141,021,390 | 1,101,204,429 | 1,067,029,893 |
| 08. REPAYMENT OF PAST LENDING | 27,708,477 | 47,517,232 | 2,679,768,415 | 36,621,914 |
| TOTAL NON-TAX REVENUE | 9,955,788,889 | 8,722,652,410 | 11,831,645,947 | 8,120,361,098 |
| SUB-TOTAL | 51,307,206,737 | 49,520,724,250 | 40,405,378,489 | 38,053,709,083 |
| CAPITAL RECEIPTS | | | | |
| 09. CAPITAL REVENUE | 4,989,230,765 | 9,577,870,000 | 3,915,214,713 | 8,740,096,935 |
| TOTAL CAPITAL RECEIPTS | 4,989,230,765 | 9,577,870,000 | 3,915,214,713 | 8,740,096,935 |
| SUB-TOTAL | 56,296,437,502 | 59,098,594,250 | 44,320,593,202 | 46,793,806,018 |
| FINANCING | | | | |
| 10. BORROWING | 4,223,227,915 | 6,086,100,000 | 14,281,300,000 | 5,632,200,000 |
| 11. EXTRAORDINARY RECEIPTS | - | - | 2,498,400,000 | - |
| TOTAL FINANCING | 4,223,227,915 | 6,086,100,000 | 16,779,700,000 | 5,632,200,000 |
| GRAND TOTAL | 60,519,665,417 | 65,184,694,250 | 61,100,293,202 | 52,426,006,018 |

REVENUE 2017 BY CLASSIFICATION

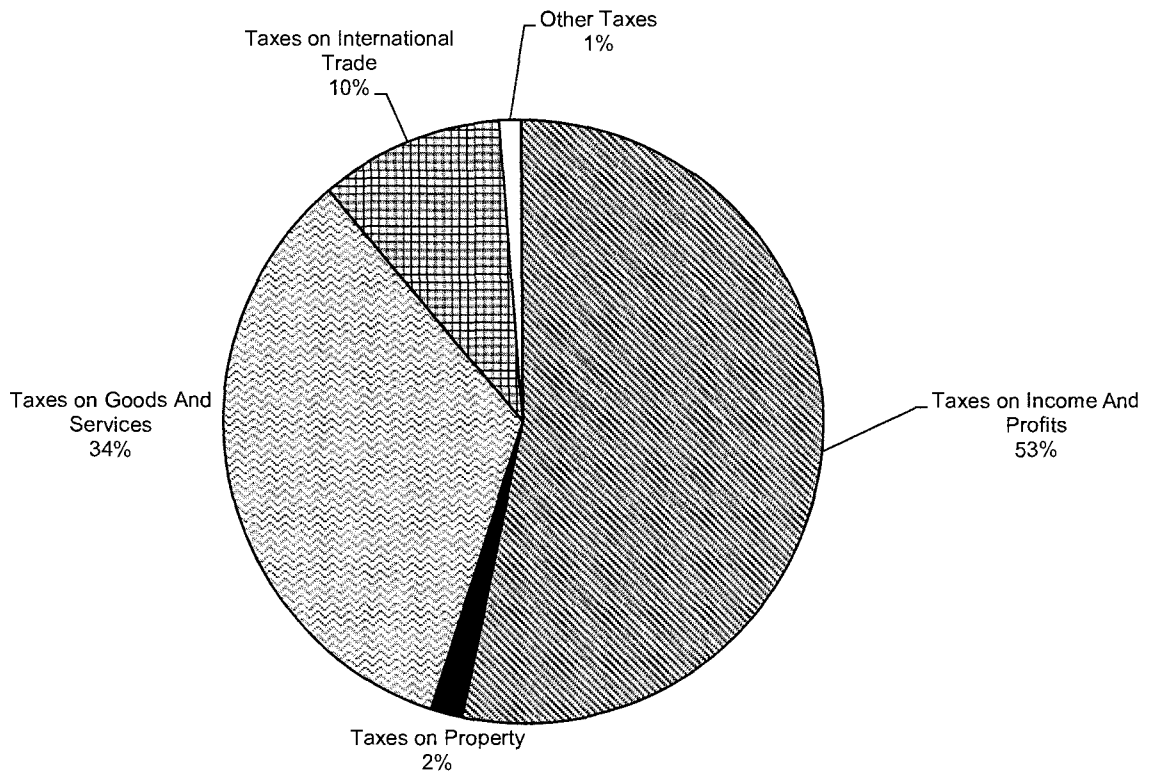


ESTIMATES, TRINIDAD & TOBAGO, FOR 2017

Abstract of Estimated TAX REVENUE for the financial year ending 30th September 2017, Revised Estimates of Revenue, 2016 and Actual Revenue, 2015

| Head | 2015 Actual | 2016 Estimates | 2016 Revised Estimates | 2017 Estimates |
|----------------------------------|----------------|-------------------|------------------------------|-------------------|
| | \$ | \$ | \$ | \$ |
| TAX REVENUE | | | | |
| 01. TAXES ON INCOME AND PROFITS | 29,027,572,470 | 23,069,199,100 | 16,391,100,000 | 15,948,180,035 |
| 02. TAXES ON PROPERTY | 3,352,642 | 203,000,000 | 3,000,000 | 503,000,000 |
| 03. TAXES ON GOODS AND SERVICES | 8,903,687,205 | 14,278,113,240 | 8,840,169,709 | 10,171,350,450 |
| 04. TAXES ON INTERNATIONAL TRADE | 3,014,156,741 | 2,847,759,500 | 3,003,162,833 | 2,965,817,500 |
| 05. OTHER TAXES | 402,648,790 | 400,000,000 | 336,300,000 | 345,000,000 |
| TOTAL TAX REVENUE | 41,351,417,848 | 40,798,071,840 | 28,573,732,542 | 29,933,347,985 |

TAX REVENUE 2017

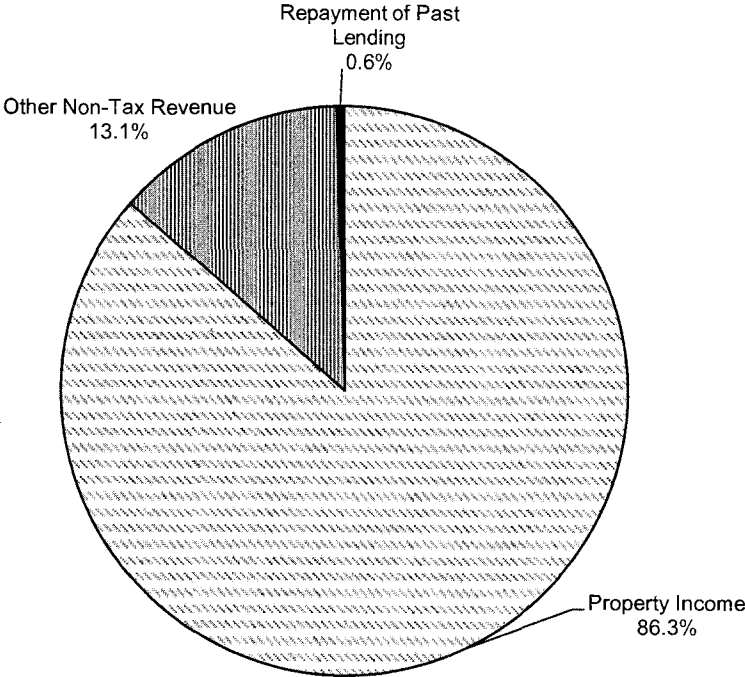


ESTIMATES, TRINIDAD & TOBAGO, FOR 2017

Abstract of Estimated NON-TAX REVENUE for the financial year ending 30th September 2017, Revised Estimates of Revenue, 2016 and Actual Revenue, 2015

| Head | 2015 Actual | 2016 Estimates | 2016 Revised Estimates | 2017 Estimates |
|-------------------------------|-----------------------|-----------------------|------------------------------|-----------------------|
| | \$ | \$ | \$ | \$ |
| NON-TAX REVENUE | | | | |
| 06. PROPERTY INCOME | 8,246,714,638 | 7,534,113,788 | 8,050,673,103 | 7,016,709,291 |
| 07. OTHER NON-TAX REVENUE | 1,681,365,774 | 1,141,021,390 | 1,101,204,429 | 1,067,029,893 |
| 08. REPAYMENT OF PAST LENDING | 27,708,477 | 47,517,232 | 2,679,768,415 | 36,621,914 |
| TOTAL NON-TAX REVENUE | 9,955,788,889 | 8,722,652,410 | 11,831,645,947 | 8,120,361,098 |
| SUB-TOTAL | 51,307,206,737 | 49,520,724,250 | 40,405,378,489 | 38,053,709,083 |

NON-TAX REVENUE 2017



ESTIMATES, TRINIDAD & TOBAGO, FOR 2017

Abstract of Estimated CAPITAL RECEIPTS for the financial year ending 30th September 2017, Revised Estimates of Revenue, 2016 and Actual Revenue, 2015

| Head | 2015 Actual | 2016 Estimates | 2016 Revised Estimates | 2017 Estimates |
|------------------------|----------------|-------------------|------------------------------|-------------------|
| | \$ | \$ | \$ | \$ |
| CAPITAL RECEIPTS | | | | |
| 09. CAPITAL REVENUE | 4,989,230,765 | 9,577,870,000 | 3,915,214,713 | 8,740,096,935 |
| TOTAL CAPITAL RECEIPTS | 4,989,230,765 | 9,577,870,000 | 3,915,214,713 | 8,740,096,935 |
| SUB-TOTAL | 56,296,437,502 | 59,098,594,250 | 44,320,593,202 | 46,793,806,018 |

ESTIMATES, TRINIDAD & TOBAGO, FOR 2017

Abstract of Estimated FINANCING for the financial year ending 30th September 2017, Revised Estimates of Revenue, 2016 and Actual Revenue, 2015

| Head | 2015 Actual | 2016 Estimates | 2016 Revised Estimates | 2017 Estimates |
|----------------------------|----------------|-------------------|------------------------------|-------------------|
| | \$ | \$ | \$ | \$ |
| FINANCING | | | | |
| 10. BORROWING | 4,223,227,915 | 6,086,100,000 | 14,281,300,000 | 5,632,200,000 |
| 11. EXTRAORDINARY RECEIPTS | - | - | 2,498,400,000 | - |
| TOTAL FINANCING | 4,223,227,915 | 6,086,100,000 | 16,779,700,000 | 5,632,200,000 |
| GRAND TOTAL | 60,519,665,417 | 65,184,694,250 | 61,100,293,202 | 52,426,006,018 |

Trinidad and Tobago

Head 01 - TAXES ON INCOME AND PROFITS

| Sub-Head / Receiver / Item / Sub-Item | | 2015 Actual | 2016 Estimates | 2016 Revised Estimates | 2017 Estimates |
|---------------------------------------|---|----------------|-------------------|------------------------------|-------------------|
| | | \$ | \$ | \$ | \$ |
| FN2 | CHAIRMAN BOARD OF INLAND REVENUE MINISTRY OF FINANCE | | | | |
| 01 | Oil Companies (Chap 75:04) | 10,512,698,640 | 3,244,699,100 | 1,016,500,000 | 472,026,160 |
| 02 | Other Companies (Chap 75:02) | 9,481,246,052 | 9,721,000,000 | 6,360,200,000 | 6,807,700,000 |
| 03 | Individuals (Chap 75:01) | 7,445,333,868 | 8,250,000,000 | 7,337,400,000 | 7,034,307,631 |
| 04 | Withholding Tax (Chap 75:01) | 1,066,785,936 | 1,040,000,000 | 985,800,000 | 739,000,000 |
| 05 | Insurance Surrender Tax (Chap 75:01) | 42,487,297 | 46,000,000 | 47,100,000 | 46,000,000 |
| 07 | Business Levy (Chap 75:02) | 214,991,173 | 537,500,000 | 432,700,000 | 643,546,244 |
| 09 | Health Surcharge (Chap 75:05) | 264,029,504 | 230,000,000 | 211,400,000 | 205,600,000 |
| Total | | 29,027,572,470 | 23,069,199,100 | 16,391,100,000 | 15,948,180,035 |

| | | | | |
|------------------------|-----|-----|-----|--------------------|
| Estimates 2017 | ... | ... | ... | 15,948,180,035 |
| Revised Estimates 2016 | ... | ... | ... | 16,391,100,000 |
| Decrease | ... | ... | ... | <u>442,919,965</u> |

Trinidad and Tobago

Head 02 - TAXES ON PROPERTY

| Sub-Head / Receiver / Item / Sub-Item | | 2015 Actual | 2016 Estimates | 2016 Revised Estimates | 2017 Estimates |
|---------------------------------------|---------------------------|----------------|-------------------|------------------------------|-------------------|
| 01 | Lands and Buildings Taxes | \$ 3,328,862 | \$ 3,000,000 | \$ 3,000,000 | \$ 3,000,000 |
| 03 | Property Tax | - | - | - | 500,000,000 |
| 04 | Industrial and Land Tax | 23,780 | 200,000,000 | - | - |
| Total | | 3,352,642 | 203,000,000 | 3,000,000 | 503,000,000 |

| | | |
|------------------------|-----|--------------------|
| Estimates 2017 | ... | 503,000,000 |
| Revised Estimates 2016 | ... | 3,000,000 |
| Increase | ... | <u>500,000,000</u> |

| Sub-Head / Receiver / Item / Sub-Item | | 2015 Actual | 2016 Estimates | 2016 Revised Estimates | 2017 Estimates |
|--|--|----------------|-------------------|------------------------------|-------------------|
| 01 | Lands and Buildings Taxes | \$ | \$ | \$ | \$ |
| R01 | REVENUE OFFICER V ST GEORGE WEST MINISTRY OF FINANCE | | | | |
| 001 | Lands and Buildings Taxes (Ch. 76:04) | 1,236,151 | 800,000 | 680,000 | 600,000 |
| R02 | REVENUE OFFICER IV ST GEORGE EAST MINISTRY OF FINANCE | | | | |
| 001 | Lands and Buildings Taxes (Ch. 76:04) | 529,477 | 550,000 | 630,000 | 600,000 |
| R03 | REVENUE OFFICER IV CARONI / CHAGUANAS MINISTRY OF FINANCE | | | | |
| 001 | Lands and Buildings Taxes (Ch. 76:04) | 356,149 | 400,000 | 350,000 | 450,000 |
| R04 | REVENUE OFFICER IV ST ANDREW/ ST DAVID MINISTRY OF FINANCE | | | | |
| 001 | Lands and Buildings Taxes (Ch. 76:04) | 232,181 | 180,000 | 400,000 | 300,000 |
| Lands and Buildings Taxes Carried Forward | | 2,353,958 | 1,930,000 | 2,060,000 | 1,950,000 |

Trinidad and Tobago

Head 02 - TAXES ON PROPERTY

| Sub-Head / Receiver / Item / Sub-Item | | 2015 Actual | 2016 Estimates | 2016 Revised Estimates | 2017 Estimates |
|---------------------------------------|--|-----------------|-------------------|------------------------------|-------------------|
| 01 | Lands and Buildings Taxes - Brought Forward | \$ 2,353,958 | \$ 1,930,000 | \$ 2,060,000 | \$ 1,950,000 |
| R05 | REVENUE OFFICER IV ST PATRICK MINISTRY OF FINANCE | | | | |
| 001 | Lands and Buildings Taxes (Ch. 76:04) | 142,553 | 200,000 | 340,000 | 250,000 |
| R06 | REVENUE OFFICER IV NARIVA / MAYARO MINISTRY OF FINANCE | | | | |
| 001 | Lands and Buildings Taxes (Ch. 76:04) | 106,170 | 120,000 | 100,000 | 100,000 |
| R07 | REVENUE OFFICER IV VICTORIA MINISTRY OF FINANCE | | | | |
| 001 | Lands and Buildings Taxes (Ch. 76:04) | 258,522 | 300,000 | 300,000 | 250,000 |
| R08 | REVENUE OFFICER IV TOBAGO | | | | |
| 001 | Lands and Buildings Taxes (Ch. 76:04) | 467,659 | 450,000 | 200,000 | 450,000 |
| | Sub-Head Total | 3,328,862 | 3,000,000 | 3,000,000 | 3,000,000 |
| 03 | Property Tax | | | | |
| FN2 | CHAIRMAN BOARD OF INLAND REVENUE MINISTRY OF FINANCE | | | | |
| 001 | Property Tax (Act No. 18 of 2009) | - | - | - | 500,000,000 |
| | Sub-Head Total | - | - | - | 500,000,000 |

Trinidad and Tobago

Head 02 - TAXES ON PROPERTY

| Sub-Head / Receiver / Item / Sub-Item | | 2015 Actual | 2016 Estimates | 2016 Revised Estimates | 2017 Estimates |
|---------------------------------------|---|----------------|-------------------|------------------------------|-------------------|
| 04 | Industrial and Land Tax | \$ | \$ | \$ | \$ |
| FN2 | CHAIRMAN BOARD OF INLAND REVENUE MINISTRY OF FINANCE | | | | |
| 001 | Industrial Land Tax | 23.780 | 200.000.000 | - | - |
| | Sub-Head Total | 23.780 | 200.000.000 | - | - |

Trinidad and Tobago

Head 03 - TAXES ON GOODS AND SERVICES

| Sub-Head / Receiver / Item / Sub-Item | | 2015 Actual | 2016 Estimates | 2016 Revised Estimates | 2017 Estimates |
|---------------------------------------|---|----------------|-------------------|------------------------------|-------------------|
| | | \$ | \$ | \$ | \$ |
| 01 | Purchase Tax | 81,144 | 140,000 | 100,000 | 50,000 |
| 02 | Excise Duties | 694,698,415 | 719,600,000 | 735,106,900 | 987,500,000 |
| 03 | Betting and Entertainment Taxes | - | 66,797,690 | 66,797,690 | 77,874,487 |
| 04 | Liquor & Miscellaneous Business Licences & Fees | 10,602,208 | 10,946,300 | 10,155,435 | 10,219,600 |
| 05 | Motor Vehicles Taxes and Duties (Chap. 48:50) | 575,475,797 | 609,639,500 | 598,934,620 | 604,597,500 |
| 06 | Other | 391,163,640 | 499,489,750 | 392,748,280 | 585,308,863 |
| 07 | Value Added Tax | 7,223,270,501 | 12,364,000,000 | 7,015,964,802 | 7,825,000,000 |
| 08 | Alcohol and Tobacco Taxes | 8,395,500 | 7,500,000 | 20,361,982 | 10,800,000 |
| 09 | Tax on online purchases | - | - | - | 70,000,000 |
| Total | | 8,903,687,205 | 14,278,113,240 | 8,840,169,709 | 10,171,350,450 |

| | | |
|------------------------|-----|----------------|
| Estimates 2017 | ... | 10,171,350,450 |
| Revised Estimates 2016 | ... | 8,840,169,709 |
| Increase | ... | 1,331,180,741 |

| Sub-Head / Receiver / Item / Sub-Item | | 2015 Actual | 2016 Estimates | 2016 Revised Estimates | 2017 Estimates |
|---------------------------------------|--|----------------|-------------------|------------------------------|-------------------|
| | | \$ | \$ | \$ | \$ |
| 01 | Purchase Tax | | | | |
| FN3 | COMPTROLLER OF CUSTOMS AND EXCISE MINISTRY OF FINANCE | | | | |
| 001 | Purchase Tax (Ch. 77: 01) | 81,144 | 140,000 | 100,000 | 50,000 |
| Sub-Head Total | | 81,144 | 140,000 | 100,000 | 50,000 |

Trinidad and Tobago

Head 03 - TAXES ON GOODS AND SERVICES

| Sub-Head / Receiver / Item / Sub-Item | | 2015 Actual | 2016 Estimates | 2016 Revised Estimates | 2017 Estimates |
|---------------------------------------|---|----------------|-------------------|------------------------------|-------------------|
| 02 | <u>Excise Duties</u> | \$ | \$ | \$ | \$ |
| FN3 | COMPTROLLER OF CUSTOMS AND EXCISE MINISTRY OF FINANCE | | | | |
| 001 | Rum and Spirits (Ch. 78:50) | 153,739,448 | 158,000,000 | 159,000,000 | 205,300,000 |
| 002 | Beer Duty (Chap. 78:50) | 189,234,470 | 186,000,000 | 182,462,000 | 217,500,000 |
| 003 | Oil (Petrol)(Chap.78:50) | 87,901,975 | 106,000,000 | 144,491,200 | 136,000,000 |
| 006 | Cigarettes (Ch. 78:50) | 234,841,183 | 241,600,000 | 219,473,000 | 400,200,000 |
| 007 | Malta Beverage (Ch. 78:50) | 28,981,339 | 28,000,000 | 29,680,700 | 28,500,000 |
| | Sub-Head Total | 694,698,415 | 719,600,000 | 735,106,900 | 987,500,000 |
| 03 | <u>Betting and Entertainment Taxes</u> | | | | |
| FN1 | COMPTROLLER OF ACCOUNTS MINISTRY OF FINANCE | | | | |
| 001 | Tote and Forecast (Chap.11:19) (Formerly TRI Ministry of Trade, Industry Investment and Communications) | - | 29,433,900 | 29,433,900 | - |
| 003 | Betting Office Levy (Ch. 21:53) (Formerly TRI Ministry of Trade, Industry, Investment and Communications) | - | 37,363,790 | 37,363,790 | - |
| | | - | 66,797,690 | 66,797,690 | - |
| TR1 | PERMANENT SECRETARY MINISTRY OF TRADE AND INDUSTRY | | | | |
| 001 | Tote and Forecast (Chap.11:19) (Formerly FNI Comptroller of Accounts Ministry of Finance) | - | - | - | 35,308,935 |
| 003 | Betting Office Levy (Ch. 21:53) (Formerly FNI Comptroller of Accounts Ministry of Finance) | - | - | - | 42,565,552 |
| | | - | - | - | 77,874,487 |
| | Sub-Head Total | - | 66,797,690 | 66,797,690 | 77,874,487 |

Trinidad and Tobago

Head 03 - TAXES ON GOODS AND SERVICES

| Sub-Head / Receiver / Item / Sub-Item | | 2015 Actual | 2016 Estimates | 2016 Revised Estimates | 2017 Estimates |
|---------------------------------------|--|----------------|-------------------|------------------------------|-------------------|
| 04 | <u>Liquor & Miscellaneous Business Licences & Fees</u> | \$ | \$ | \$ | \$ |
| FN3 | COMPTROLLER OF CUSTOMS AND EXCISE MINISTRY OF FINANCE | | | | |
| 001 | Spirit Retailers, Port-of-Spain (Ch. 84:10) | 288,212 | 295,000 | 295,000 | 300,000 |
| 002 | Spirit Retailers, San Fernando (Ch. 84:10) | 181,575 | 200,000 | 176,500 | 185,000 |
| 003 | Spirit Retailers, Towns (Ch. 84:10) | 236,756 | 300,000 | 288,600 | 275,000 |
| 004 | Spirit Retailers, Elsewhere (Ch. 84:10) | 2,441,194 | 2,500,000 | 2,373,500 | 2,400,000 |
| 005 | Spirit Grocers, Port-of-Spain (Ch. 84:10) | 250,875 | 250,000 | 241,000 | 250,000 |
| 006 | Spirit Grocers, San Fernando (Ch. 84:10) | 192,075 | 190,000 | 190,000 | 200,000 |
| 007 | Spirit Grocers, Elsewhere (Ch. 84:10) | 1,458,244 | 1,600,000 | 1,510,000 | 1,400,000 |
| 008 | Spirit Dealers (Ch. 84:10) | 50,400 | 55,000 | 50,400 | 53,000 |
| 009 | Special Hotel up to 15 bedrooms (Ch. 84:10) | 211,219 | 200,000 | 162,000 | 180,000 |
| 010 | Special Hotel, 16-49 bedrooms (Ch. 84:10) | 117,562 | 130,000 | 155,000 | 120,000 |
| 011 | Special Hotel, 50-150 bedrooms (Ch. 84:10) | 94,500 | 110,000 | 84,000 | 75,000 |
| 012 | Special Hotel, more than 150 bedrooms (Ch. 84:10) | 27,000 | 36,000 | 24,750 | 23,000 |
| 013 | Hotel Spirit, up to 15 bedrooms (Ch. 84:10) | 11,250 | 15,000 | 27,000 | 25,000 |
| 014 | Hotel Spirit, 16-49 bedrooms (Ch. 84:10) | 13,500 | 15,000 | 21,400 | 13,500 |
| 015 | Hotel Spirit, 50-150 bedrooms (Ch. 84:10) | 4,500 | 15,000 | 13,500 | 13,500 |
| 016 | Hotel Spirit, more than 150 bedrooms (Ch. 84:10) | 9,000 | - | 9,000 | 9,000 |
| 017 | Restaurant, Port-of-Spain (Ch. 84:10) | 3,375 | 13,000 | 20,900 | 12,000 |
| 018 | Restaurant, San Fernando (Ch. 84:10) | 37,125 | 40,000 | 40,000 | 40,000 |
| 019 | Restaurant, Elsewhere (Ch. 84:10) | 259,826 | 300,000 | 253,700 | 245,000 |
| 020 | Special Restaurant, Port-of-Spain (Ch. 84:10) | 516,094 | 500,000 | 500,000 | 500,000 |
| 021 | Special Restaurant, San Fernando (Ch. 84:10) | 542,081 | 575,000 | 509,500 | 510,000 |
| 022 | Special Restaurant, Elsewhere (Ch. 84:10) | 2,271,969 | 2,150,000 | 2,214,400 | 2,050,000 |
| 023 | Night Bar, Port-of-Spain (Ch. 84:10) | - | - | - | - |
| 024 | Night Bar, San Fernando (Ch. 84:10) | - | - | - | - |
| 025 | Night Bar, Elsewhere (Ch. 84:10) | 4,500 | 5,000 | 4,500 | 5,000 |
| 026 | Wine Retailers, Port-of-Spain (Ch. 84:10) | 18,000 | 22,000 | 18,000 | 18,000 |
| 027 | Wine Retailers, San Fernando (Ch. 84:10) | 4,050 | 4,500 | 3,375 | 4,000 |
| 028 | Wine Retailers, Elsewhere (Ch. 84:10) | 32,063 | 32,000 | 26,000 | 26,000 |
| 029 | Wine Merchants (Ch. 84:10) | 2,700 | 10,000 | 14,600 | 13,000 |
| 030 | Distillers (Chap. 87:54) | 2,750 | 5,000 | 2,000 | 2,000 |
| 031 | Still Dealers (Ch. 87:54) | 25 | 2,300 | - | 1,500 |
| 032 | Compounders (Ch. 87:54) | 2,250 | 2,500 | 2,000 | 2,000 |
| 033 | Methylated Spirits (Chap. 87:54) | 1,550 | 2,000 | 2,560 | 2,500 |
| 034 | Medicinal Spirits (Chap. 87:54) | 100 | 500 | 25 | 100 |
| 035 | Vinegar Manufacturers (Chap. 87:54) | 500 | 500 | 500 | 500 |
| 036 | Bay Rum and Perfumed Spirits (Chap. 87:54) | 1,000 | 1,000 | 1,000 | 1,000 |
| 037 | Brewers (Chap. 87:52) | 4,000 | 4,000 | 4,000 | 4,000 |
| 038 | Clubs (Chap. 21:01) | 902,100 | 900,000 | 586,225 | 905,000 |
| | | 10,193,920 | 10,480,300 | 9,824,935 | 9,863,600 |
| MJ1 | CHIEF MAGISTRATE MAGISTRACY - JUDICIARY | | | | |
| 001 | Occasional (Chap. 84:10) | 403,830 | 450,000 | 325,000 | 350,000 |
| | Liquor & Miscellaneous Business Licences & Fees Carried Forward | 10,597,750 | 10,930,300 | 10,149,935 | 10,213,600 |

Trinidad and Tobago

Head 03 - TAXES ON GOODS AND SERVICES

| Sub-Head / Receiver / Item / Sub-Item | | 2015 Actual | 2016 Estimates | 2016 Revised Estimates | 2017 Estimates |
|---------------------------------------|--|------------------|-------------------|------------------------------|-------------------|
| 04 | Liquor & Miscellaneous Business Licences & Fees - Brought Forward | \$ 10,597,750 | \$ 10,930,300 | \$ 10,149,935 | \$ 10,213,600 |
| 002 | Transfer Fees (Chap. 84:10) | 4,458 | 16,000 | 5,500 | 6,000 |
| | | 408,288 | 466,000 | 330,500 | 356,000 |
| | Sub-Head Total | 10,602,208 | 10,946,300 | 10,155,435 | 10,219,600 |
| 05 | Motor Vehicles Taxes and Duties (Chap. 48:50) | | | | |
| FN2 | CHAIRMAN BOARD OF INLAND REVENUE MINISTRY OF FINANCE | | | | |
| 001 | Motor Vehicles Taxes (Ch. 48:50) | 371,724 | 300,000 | 312,000 | 255,000 |
| 003 | Tax on transfer of Used Motor Vehicles (Ch. 48:50) | 37,494,968 | 38,000,000 | 33,300,000 | 35,300,000 |
| | | 37,866,692 | 38,300,000 | 33,612,000 | 35,555,000 |
| FN3 | COMPTROLLER OF CUSTOMS AND EXCISE MINISTRY OF FINANCE | | | | |
| 001 | Motor Vehicles Taxes (Ch. 48:50) | 453,450,314 | 445,000,000 | 439,360,650 | 414,200,000 |
| TP2 | TRANSPORT COMMISSIONER MINISTRY OF TRANSPORT | | | | |
| 001 | Motor Vehicles Licences (Ch. 48:50) | - | - | - | - |
| 002 | 3-year Driving Permits (Ch. 48:50) | 48,520 | - | - | - |
| 003 | 1-year Driving Permits (Ch. 48:50) | 779,860 | - | - | - |
| 004 | Provisional Driving Permits (Ch. 48:50) | 1,608,670 | - | - | - |
| 005 | Conductors' Permits (Ch. 48:50) | 10 | - | - | - |
| 006 | Duplicate Permits (Ch. 48:50) | 854,420 | - | - | - |
| 007 | Taxi Drivers' Licences (Ch. 48:50) | 139,660 | - | - | - |
| 008 | Examination of Drivers (Ch. 48:50) | 9,203,615 | - | - | - |
| 009 | Road Permits (Ch. 48:50) | 809,360 | - | - | - |
| 010 | Inspection Fees (Ch. 48:50) | 18,335,413 | - | - | - |
| 011 | Driving Certificates (Ch. 48:50) | 982,260 | - | - | - |
| 012 | Dealers' Licences (Ch. 48:50) | 2,260,000 | - | - | - |
| 013 | Registration of Motor Vehicles (Ch. 48:50) | 4,040,400 | - | - | - |
| 014 | Certified Extracts of Register (Ch. 48:50) | 5,328,900 | - | - | - |
| 015 | Changes of Ownership (Ch. 48:50) | 366,970 | - | - | - |
| 016 | Amendments to Register (Ch. 48:50) | 974,645 | - | - | - |
| 017 | Other Vehicles (Ch. 48:50) | 3 | - | - | - |
| 018 | Examination Study Guides (Ch. 48:50) | 293,285 | - | - | - |
| 019 | Refund of Travelling Expenses | 103,035 | - | - | - |
| 020 | Miscellaneous | - | - | - | - |
| | Motor Vehicles Taxes and Duties (Chap. 48:50) Carried Forward | 537,446,032 | 483,300,000 | 472,972,650 | 449,755,000 |

Trinidad and Tobago

Head 03 - TAXES ON GOODS AND SERVICES

| Sub-Head / Receiver / Item / Sub-Item | | 2015 Actual | 2016 Estimates | 2016 Revised Estimates | 2017 Estimates |
|---------------------------------------|---|----------------|-------------------|------------------------------|-------------------|
| 05 | Motor Vehicles Taxes and Duties (Chap. 48:50) - Brought Forward | \$ 537,446,032 | \$ 483,300,000 | \$ 472,972,650 | \$ 449,755,000 |
| 021 | Priority Bus Route - Toll Charge (Ch. 48:50) | 1,308,600 | - | - | - |
| 022 | Licence Endorsements (Ch. 48:50) | 213,990 | - | - | - |
| 023 | Processing of H-Vehicles Applications (Ch. 48:50) | 115,860 | - | - | - |
| 024 | Certified Extract of Inspector's Report (Ch. 48:50) | - | - | - | - |
| 025 | Renewal of Taxi Driver Licence / Badge (Ch. 48:50) | 174,280 | - | - | - |
| 026 | Application for Maxi-Taxi Licence (Ch. 48:53) | 72,400 | - | - | - |
| 031 | 5 Year Driving Permits (Ch. 48:50) | 31,867,000 | - | - | - |
| 032 | 4 Year Driving Permits (Ch. 48:50) | 77,200 | - | - | - |
| 033 | 2 Year Driving Permits (Ch. 48:50) | 31,840 | - | - | - |
| 034 | Subsequent Duplicate of a Licence or Permit (Ch. 48:50) | 347,675 | - | - | - |
| 035 | Duplicate Licence\Badge for Taxi Drivers (Ch. 48:50) | 5,320 | - | - | - |
| 036 | Subsequent Duplicate Licence/Badge for Taxi Drivers (Ch. 48:50) | 600 | - | - | - |
| 037 | 10 Year Driving Permits (Chap. 48:50) | 3,815,000 | - | - | - |
| | | 84,158,791 | - | - | - |
| WT2 | TRANSPORT COMMISSIONER MINISTRY OF WORKS AND TRANSPORT (FORMERLY TP2 MINISTRY OF TRANSPORT) | | | | |
| 001 | Motor Vehicles Licences (Ch. 48:50) | - | - | - | - |
| 002 | 3-year Driving Permits (Ch. 48:50) | - | 40,000 | 73,000 | 80,000 |
| 003 | 1-year Driving Permits (Ch. 48:50) | - | 40,000 | 41,500 | 45,000 |
| 004 | Provisional Driving Permits (Ch. 48:50) | - | 1,650,000 | 1,449,000 | 1,600,000 |
| 005 | Conductors' Permits (Ch. 48:50) | - | - | - | - |
| 006 | Duplicate Permits (Ch. 48:50) | - | 875,000 | 780,000 | 850,000 |
| 007 | Taxi Drivers' Licences (Ch. 48:50) | - | 50,000 | 49,000 | 46,000 |
| 008 | Examination of Drivers (Ch. 48:50) | - | 9,150,000 | 8,465,400 | 9,000,000 |
| 009 | Road Permits (Ch. 48:50) | - | 850,000 | 670,000 | 650,000 |
| 010 | Inspection Fees (Ch. 48:50) | - | 19,300,000 | 15,069,470 | 19,200,000 |
| 011 | Driving Certificates (Ch. 48:50) | - | 975,000 | 1,039,700 | 1,000,000 |
| 012 | Dealers' Licences (Ch. 48:50) | - | 2,500,000 | 2,180,000 | 2,400,000 |
| 013 | Registration of Motor Vehicles (Ch. 48:50) | - | 4,050,000 | 3,640,100 | 4,000,000 |
| 014 | Certified Extracts of Register (Ch. 48:50) | - | 5,350,000 | 5,465,000 | 6,000,000 |
| 015 | Changes of Ownership (Ch. 48:50) | - | 370,000 | 371,000 | 410,000 |
| 016 | Amendments to Register (Ch. 48:50) | - | 950,000 | 1,179,000 | 1,200,000 |
| 017 | Other Vehicles (Ch. 48:50) | - | - | - | - |
| 018 | Examination Study Guides (Ch. 48:50) | - | 300,000 | 270,000 | 300,000 |
| 019 | Refund of Travelling Expenses | - | 90,000 | 78,800 | 100,000 |
| 020 | Miscellaneous | - | - | - | - |
| 021 | Priority Bus Route - Toll Charge (Ch. 48:50) | - | 190,000 | 215,000 | 250,000 |
| 022 | Licence Endorsements (Ch. 48:50) | - | 225,000 | 188,200 | 215,000 |
| 023 | Processing of H-Vehicles Applications (Ch. 48:50) | - | 115,000 | 124,500 | 120,000 |
| | Motor Vehicles Taxes and Duties (Chap. 48:50) Carried Forward | 575,475,797 | 530,370,000 | 514,321,320 | 497,221,000 |

Trinidad and Tobago

Head 03 - TAXES ON GOODS AND SERVICES

| Sub-Head / Receiver / Item / Sub-Item | | 2015 Actual | 2016 Estimates | 2016 Revised Estimates | 2017 Estimates |
|---------------------------------------|--|-------------------|-------------------|------------------------------|-------------------|
| 05 | Motor Vehicles Taxes and Duties (Chap. 48:50) - Brought Forward | \$ 575,475,797 | \$ 530,370,000 | \$ 514,321,320 | \$ 497,221,000 |
| 024 | Certified Extract of Inspector's Report (Ch. 48:50) | - | - | - | - |
| 025 | Renewal of Taxi Driver Licence / Badge (Ch. 48:50) | - | 260,000 | 305,000 | 300,000 |
| 026 | Application for Maxi-Taxi Licence (Ch. 48:53) | - | 75,000 | 86,000 | 85,000 |
| 031 | 5 Year Driving Permits (Ch. 48:50) | - | 76,000,000 | 71,000,000 | 90,000,000 |
| 032 | 4 Year Driving Permits (Ch. 48:50) | - | 65,000 | 108,000 | 140,000 |
| 033 | 2 Year Driving Permits (Ch. 48:50) | - | 35,000 | 40,120 | 45,000 |
| 034 | Subsequent Duplicate of a Licence or Permit (Ch 48:50) | - | 330,000 | 285,000 | 300,000 |
| 035 | Duplicate Licence\Badge for Taxi Drivers (Ch. 48:50) | - | 4,000 | 6,180 | 6,000 |
| 036 | Subsequent Duplicate Licence/Badge for Taxi Drivers (Ch 48:50) | - | 500 | - | 500 |
| 037 | 10 Year Driving Permits (Chap. 48:50) | - | 2,500,000 | 12,783,000 | 16,500,000 |
| | | - | 126,339,500 | 125,961,970 | 154,842,500 |
| | Sub-Head Total | 575,475,797 | 609,639,500 | 598,934,620 | 604,597,500 |
| 06 | Other | | | | |
| AL1 | PERMANENT SECRETARY MINISTRY OF AGRICULTURE, LAND AND FISHERIES | | | | |
| 001 | Sawmills (Chap 66:02) (Formerly EVI Ministry of the Environment and Water Resources) | - | 120,000 | 224,000 | 300,000 |
| 002 | Wild Animals and Birds (Chap 67:01) (Formerly EVI Ministry of the Environment and Water Resources) | - | 100,000 | 512,000 | 550,000 |
| 003 | Removal Permits (Forestry) (Chap 66:01) (Formerly EVI Ministry of the Environment and Water Resources) | - | 100,000 | 104,000 | 220,000 |
| 004 | Bulk Timber Removal Permits (Chap. 66:01) (Formerly EVI Ministry of the Environment and Water Resources) | - | 11,000 | 26,000 | 10,000 |
| 005 | Log Haulage Permits (Chap. 66:02) (Formerly EVI Ministry of the Environment and Water Resources) | - | 35,000 | 22,870 | 30,000 |
| 006 | Owner/Operator Furniture Shop Permits (Chap. 66:02) (Formerly EVI Ministry of the Environment and Water Resources) | - | 30,000 | 46,500 | 45,000 |
| 007 | Veterinary Surgeons' Registration Fees (Chap. 67:04) (Formerly FP) Ministry of Food Production) | - | 500 | 550 | 750 |
| | | - | 396,500 | 935,920 | 1,155,750 |
| | Other Carried Forward | - | 396,500 | 935,920 | 1,155,750 |

Trinidad and Tobago

Head 03 - TAXES ON GOODS AND SERVICES

| Sub-Head / Receiver / Item / Sub-Item | | 2015 Actual | 2016 Estimates | 2016 Revised Estimates | 2017 Estimates |
|---------------------------------------|---|----------------|-------------------|------------------------------|-------------------|
| 06 | Other - Brought Forward | \$ - | \$ 396,500 | \$ 935,920 | \$ 1,155,750 |
| AT4 | CHIEF STATE SOLICITOR MINISTRY OF THE ATTORNEY GENERAL AND LEGAL AFFAIRS | | | | |
| 001 | Commissioner of Affidavits (Chap. 6:52) | 22,700 | 18,000 | 20,400 | 18,000 |
| ENI | PERMANENT SECRETARY MINISTRY OF ENERGY AND ENERGY INDUSTRIES | | | | |
| 001 | Marketing Licences (Retail at Petrol Stations, etc) (Chap. 62:01) | 486,600 | 471,000 | 460,300 | 662,000 |
| 002 | Exploration and Production Licences (Chap. 62:01) | - | - | - | - |
| 003 | Pipe Lines Licences (Ch. 62:01) | 5,421 | 2,500 | 2,300 | 2,500 |
| 004 | Transfer Fee (Chap. 62:01) | - | - | - | - |
| 005 | Lease Operators - Sub-Licences (Chap. 62:01) | 100 | - | - | - |
| 006 | Marketing Licences for Petroleum By-products (Chap. 62:01) | 6,000 | 7,000 | 11,400 | 9,000 |
| 007 | Transportation Licences (Chapter 62:01) | - | - | - | - |
| 008 | Farm Out Operations - Sub Licences (Chap. 62:01) | - | - | - | - |
| 009 | Petrochemical Licences (Chap. 62:01) | - | - | - | - |
| 010 | Application Fees - Compressed Natural Gas Licences (Chapter 62:01) | 8,500 | 10,500 | 6,500 | 10,500 |
| 011 | Compressed Natural Gas Service Licence (Chapter 62:01) | 2,000 | 6,000 | - | 8,000 |
| 012 | Compressed Natural Gas Marketing Licence (Chapter 62:01) | 18,500 | 36,000 | 18,500 | 32,000 |
| 013 | Compressed Natural Gas Consumer Refuelling (Chapter 62:01) | - | - | - | - |
| 014 | Exploration and Production Private Petroleum Rights Licences (Chap. 62:01) | - | - | - | - |
| 015 | Liquefaction of Natural Gas Licences (Chap. 62:01) | - | - | - | - |
| 016 | Marketing of Liquefied Natural Gas and Natural Gas Liquid Licences (Chap. 62:01) | - | - | - | - |
| 017 | Marketing Licences Fees for Bunkering (Chap. 62:01) | - | - | - | - |
| | | 527,121 | 533,000 | 499,000 | 724,000 |
| EVI | PERMANENT SECRETARY MINISTRY OF THE ENVIRONMENT AND WATER RESOURCES | | | | |
| 001 | Sawmills (Chap 66:02) | 202,000 | - | - | - |
| 002 | Wild Animals and Birds (Chap 67:01) | 313,254 | - | - | - |
| 003 | Removal Permits (Forestry) (Chap 66:01) | 95,377 | - | - | - |
| 004 | Bulk Timber Removal Permits (Chap. 66:01) | 10,964 | - | - | - |
| 005 | Log Haulage Permits (Chap. 66:02) | 54,049 | - | - | - |
| 006 | Owner/Operator Furniture Shop Permits (Chap. 66:02) | 56,500 | - | - | - |
| | | 732,144 | - | - | - |
| Other | Carried Forward | 1,281,965 | 947,500 | 1,455,320 | 1,897,750 |

Trinidad and Tobago

Head 03 - TAXES ON GOODS AND SERVICES

| Sub-Head / Receiver / Item / Sub-Item | | 2015 Actual | 2016 Estimates | 2016 Revised Estimates | 2017 Estimates |
|---------------------------------------|--|-----------------|-------------------|------------------------------|-------------------|
| 06 | Other - Brought Forward | \$ 1,281,965 | \$ 947,500 | \$ 1,455,320 | \$ 1,897,750 |
| FN1 | COMPTROLLER OF ACCOUNTS MINISTRY OF FINANCE | | | | |
| 001 | Betting Office Licences (Chap.11:19) (Formerly TRI Ministry of Trade, Industry, Investment and Communications) | - | 3,100,000 | 3,100,000 | - |
| 002 | Betting Office Permit (Chap.11:19) (Formerly TRI Ministry of Trade, Industry, Investment and Communications) | - | 25,250 | 25,250 | - |
| | | - | 3,125,250 | 3,125,250 | - |
| FN2 | CHAIRMAN BOARD OF INLAND REVENUE MINISTRY OF FINANCE | | | | |
| 001 | Auctioneers (Chap. 84: 03) | 3,000 | 4,000 | 2,000 | 3,000 |
| 004 | Tax Clearance Certificates (Ch. 75: 01 and Ch. 75: 06) | 1,166,100 | 1,000,000 | 1,171,500 | 1,700,000 |
| 005 | Moneylenders (Chap. 84: 04) | 50,500 | 50,000 | 53,500 | 52,000 |
| 006 | Pawnbrokers (Chap. 84: 05) | 44,500 | 38,000 | 31,500 | 33,000 |
| 015 | Hotel Room Tax (Chap. 77: 01) | 64,164,952 | 60,000,000 | 53,700,000 | 55,000,000 |
| 019 | Transaction Tax on Financial Services (Chap. 77: 01) | 74,876,020 | 75,500,000 | 85,400,000 | 81,000,000 |
| 020 | Insurance Premium Tax (Chap. 77: 01) | 191,365,416 | 198,500,000 | 182,100,000 | 185,000,000 |
| 021 | Club Gaming Tax (Chap. 21: 01) | 53,406,075 | 155,500,000 | 60,567,468 | 250,000,000 |
| | | 385,076,563 | 490,592,000 | 383,025,968 | 572,788,000 |
| FN3 | COMPTROLLER OF CUSTOMS AND EXCISE MINISTRY OF FINANCE | | | | |
| 003 | Dealers Licences- Wireless Telegraphy (Chap. 26: 27) | - | - | - | - |
| 004 | Capra Manufacturers (Chap: 64: 30) | 175 | 200 | 200 | 200 |
| | | 175 | 200 | 200 | 200 |
| FP1 | PERMANENT SECRETARY MINISTRY OF FOOD PRODUCTION | | | | |
| 001 | Veterinary Surgeons' Registration Fees(Chap. 67: 04) | 1,250 | - | - | - |
| HE1 | PERMANENT SECRETARY MINISTRY OF HEALTH | | | | |
| 002 | Private Hospitals (Chap. 29: 03) | 3,250 | 9,000 | 21,800 | 22,000 |
| 003 | Application for Registration of a Pesticide (Ch. 30: 03) | 54,155 | 90,000 | 100,500 | 190,000 |
| 004 | Application for a Licence to import a Pesticide (Ch. 30: 03) | 86,169 | 100,000 | 145,000 | 205,000 |
| 005 | Application for licensing of premises for Pesticides (Ch. 30: 03) | 414,100 | 400,500 | 367,200 | 575,000 |
| | Other Carried Forward | 386,917,627 | 495,264,450 | 388,241,238 | 575,677,950 |

Trinidad and Tobago

Head 03 - TAXES ON GOODS AND SERVICES

| Sub-Head / Receiver / Item / Sub-Item | | 2015 Actual | 2016 Estimates | 2016 Revised Estimates | 2017 Estimates |
|---------------------------------------|---|----------------|-------------------|------------------------------|-------------------|
| 06 | Other - Brought Forward | \$ 386,917,627 | \$ 495,264,450 | \$ 388,241,238 | \$ 575,677,950 |
| 006 | Application for Shopkeeper licence to sell drugs (Chap. 29:52) | 52,140 | 50,000 | 53,500 | 52,000 |
| M31 | CHIEF MAGISTRATE MAGISTRACY - JUDICIARY | 609,814 | 649,500 | 688,000 | 1,044,000 |
| 001 | Bailiffs (Chap. 63:50) | 600 | - | - | - |
| 002 | Cinema (Chap. 20:10) | 12,130 | 9,500 | 28,000 | 10,000 |
| 003 | Explosives (Chap. 16:02) | 47,250 | 55,000 | 47,000 | 50,000 |
| 004 | Sale of Old Metal and Marine Stores (Chap. 84:07) | 15,600 | 25,000 | 17,750 | 17,000 |
| 005 | Hucksters and Pedlars (Ch. 84:09) | 3,085 | 3,000 | 5,500 | 4,200 |
| 006 | Precious Metals and Stones (Chap. 84:06) | 66,800 | 80,000 | 63,000 | 90,000 |
| 007 | Produce - Sale of (Chap. 63:52) | - | 5,000 | 100 | 100 |
| 008 | Theatres and Dance Halls (Chap. 21:03) | 88,250 | 100,000 | 82,000 | 100,000 |
| 009 | Tourist Guides (Chap. 11:02) | 720 | 800 | 3,350 | 800 |
| NS2 | CHIEF IMMIGRATION OFFICER MINISTRY OF NATIONAL SECURITY | 234,435 | 278,300 | 246,700 | 272,100 |
| 001 | Departure Tax - Parts other than Airports (Ch. 77:01) | 513,275 | 500,000 | 766,000 | 800,000 |
| NS3 | COMMISSIONER OF POLICE TRINIDAD AND TOBAGO POLICE SERVICE | | | | |
| 001 | Firearms and Ammunition (Chap. 16:01) | 2,613,271 | 2,500,000 | 2,626,190 | 3,000,000 |
| PUI | PERMANENT SECRETARY MINISTRY OF PUBLIC UTILITIES | | | | |
| 007 | Housing Electricians (Chap 54:71) | 179,350 | 165,000 | 158,300 | 265,000 |
| SJ1 | REGISTRAR SUPREME COURT - JUDICIARY | | | | |
| 001 | Bailiffs - (Ch. 4:61 - Act No. 58 of 2000) | 25,800 | 40,000 | 34,000 | 35,000 |
| TP3 | DIRECTOR MARITIME SERVICES MINISTRY OF TRANSPORT | | | | |
| 001 | Certificates of Competence (Ch. 50:08)(Ch. 50:10) | 49,000 | - | - | - |
| 002 | Droggers (Ch. 50:07) | 204,629 | - | - | - |
| 003 | Motor Launches (Ch. 50:08) | 108,600 | - | - | - |
| | Other Carried Forward | 390,898,127 | 498,797,750 | 392,125,928 | 580,102,050 |

Trinidad and Tobago

Head 03 - TAXES ON GOODS AND SERVICES

| Sub-Head / Receiver / Item / Sub-Item | | 2015 Actual | 2016 Estimates | 2016 Revised Estimates | 2017 Estimates |
|---------------------------------------|--|----------------|-------------------|------------------------------|-------------------|
| 06 | Other | \$ | \$ | \$ | \$ |
| | - Brought Forward | 390,898,127 | 498,797,750 | 392,125,928 | 580,102,050 |
| 004 | Pleasure Boats (Ch. 50:06) | - | - | - | - |
| 005 | Registration of Ships (Ch. 50:10) | 27,638 | - | - | - |
| 006 | Safety Certificates (Ch. 50:10) | 143,075 | - | - | - |
| 007 | Security Certificates (Ch. 50:10) | 45,000 | - | - | - |
| 008 | Boatmasters and Boat Engineers Licences (Ch. 50:10) | 49,800 | - | - | - |
| | | 627,742 | - | - | - |
| TR1 | PERMANENT SECRETARY MINISTRY OF TRADE AND INDUSTRY | | | | |
| 001 | Betting Office Licences (Chap.11:19) (Formerly FNI Comptroller of Accounts, Ministry of Finance) | - | - | - | 4,383,800 |
| 002 | Betting Office Permit (Chap.11:19) (Formerly FNI Comptroller of Accounts, Ministry of Finance) | - | - | - | 27,513 |
| | | - | - | - | 4,411,313 |
| WT3 | DIRECTOR MARITIME SERVICES MINISTRY OF WORKS AND TRANSPORT (FORMERLY TP3 MINISTRY OF TRANSPORT) | | | | |
| 001 | Certificates of Competence (Ch. 50:08)(Ch. 50:10) | - | 50,000 | 54,000 | 60,000 |
| 002 | Droggers (Ch. 50:07) | - | 250,000 | 262,600 | 350,000 |
| 003 | Motor Launches (Ch. 50:08) | - | 100,000 | 91,700 | 80,000 |
| 004 | Pleasure Boats (Ch. 50:06) | - | - | - | - |
| 005 | Registration of Ships (Ch. 50:10) | - | 27,000 | 20,952 | 25,000 |
| 006 | Safety Certificates (Ch. 50:10) | - | 170,000 | 134,000 | 225,000 |
| 007 | Security Certificates (Ch. 50:10) | - | 50,000 | 45,000 | 37,500 |
| 008 | Boatmasters and Boat Engineers Licences (Ch. 50:10) | - | 45,000 | 14,100 | 18,000 |
| | | - | 692,000 | 622,352 | 795,500 |
| | Sub-Head Total | 391,163,640 | 499,489,750 | 392,748,280 | 585,308,863 |

Trinidad and Tobago

Head 03 - TAXES ON GOODS AND SERVICES

| Sub-Head / Receiver / Item / Sub-Item | | 2015 Actual | 2016 Estimates | 2016 Revised Estimates | 2017 Estimates |
|---------------------------------------|--|----------------|-------------------|------------------------------|-------------------|
| 07 | <u>Value Added Tax</u> | \$ | \$ | \$ | \$ |
| FN2 | CHAIRMAN BOARD OF INLAND REVENUE MINISTRY OF FINANCE | | | | |
| 001 | Value Added Tax (Ch. 75:06). Act No. 37 of 1989 | 7,223,270,501 | 12,364,000,000 | 7,015,964,802 | 7,825,000,000 |
| | Sub-Head Total | 7,223,270,501 | 12,364,000,000 | 7,015,964,802 | 7,825,000,000 |
| 08 | <u>Alcohol and Tobacco Taxes</u> | | | | |
| FN3 | COMPTROLLER OF CUSTOMS AND EXCISE MINISTRY OF FINANCE | | | | |
| 001 | Alcoholic and Other Beverages Tax (Chap 77:01) | 351 | - | 14,015 | - |
| 002 | Tobacco Tax (Ch. 77:01) | 8,395,149 | 7,500,000 | 20,347,967 | 10,800,000 |
| | Sub-Head Total | 8,395,500 | 7,500,000 | 20,361,982 | 10,800,000 |
| 09 | <u>Tax on online purchases</u> | | | | |
| FN3 | COMPTROLLER OF CUSTOMS AND EXCISE MINISTRY OF FINANCE | | | | |
| 001 | Tax on online purchases | - | - | - | 70,000,000 |
| | Sub-Head Total | - | - | - | 70,000,000 |

Head 04 - TAXES ON INTERNATIONAL TRADE

| Sub-Head / Receiver / Item / Sub-Item | | 2015 Actual | 2016 Estimates | 2016 Revised Estimates | 2017 Estimates |
|---------------------------------------|---------------|------------------|-------------------|------------------------------|-------------------|
| 01 | Import Duties | \$ 3,013,705,990 | \$ 2,847,308,500 | \$ 3,002,913,907 | \$ 2,965,806,500 |
| 02 | Other | 450,751 | 451,000 | 248,926 | 11,000 |
| Total | | 3,014,156,741 | 2,847,759,500 | 3,003,162,833 | 2,965,817,500 |

| | | |
|------------------------|-----|-------------------|
| Estimates 2017 | ... | 2,965,817,500 |
| Revised Estimates 2016 | ... | 3,003,162,833 |
| Decrease | ... | <u>37,345,333</u> |

| Sub-Head / Receiver / Item / Sub-Item | | 2015 Actual | 2016 Estimates | 2016 Revised Estimates | 2017 Estimates |
|---------------------------------------|--|----------------|-------------------|------------------------------|-------------------|
| 01 | Import Duties | \$ | \$ | \$ | \$ |
| FN3 | COMPTROLLER OF CUSTOMS AND EXCISE MINISTRY OF FINANCE | | | | |
| 001 | Import Duties (Chap. 78:01) | 2,987,875,658 | 2,822,000,000 | 2,976,281,693 | 2,939,800,000 |
| 002 | Stamp Duty on Bills of Entry | - | 3,500 | - | 500 |
| 004 | Special Tax - Household Effects (Ch. 77:01) | 9 | 5,000 | 6,887 | 6,000 |
| 005 | Import Surcharge (Ch. 77:01) | 25,830,323 | 25,300,000 | 26,625,327 | 26,000,000 |
| Sub-Head Total | | 3,013,705,990 | 2,847,308,500 | 3,002,913,907 | 2,965,806,500 |
| 02 | Other | | | | |
| FN3 | COMPTROLLER OF CUSTOMS AND EXCISE MINISTRY OF FINANCE | | | | |
| 001 | Miscellaneous | 450,751 | 450,000 | 121,177 | 10,000 |
| 002 | Anti-dumping Duty (Ch. 78:05) | - | 1,000 | 127,749 | 1,000 |
| 003 | Countervailing Duty (Ch. 78:05) | - | - | - | - |
| Sub-Head Total | | 450,751 | 451,000 | 248,926 | 11,000 |

Trinidad and Tobago

Head 05 - OTHER TAXES

| Sub-Head / Receiver / Item / Sub-Item | | 2015 Actual | 2016 Estimates | 2016 Revised Estimates | 2017 Estimates |
|---------------------------------------|---|----------------|-------------------|------------------------------|-------------------|
| | | \$ | \$ | \$ | \$ |
| FN2 | CHAIRMAN BOARD OF INLAND REVENUE MINISTRY OF FINANCE | | | | |
| 01 | Stamp Duties (Chap. 76:01) | 402,648,790 | 400,000,000 | 336,300,000 | 345,000,000 |
| Total | | 402,648,790 | 400,000,000 | 336,300,000 | 345,000,000 |

| | | | | | |
|------------------------|-----|-----|-----|-----|------------------|
| Estimates 2017 | ... | ... | ... | ... | 345,000,000 |
| Revised Estimates 2016 | ... | ... | ... | ... | 336,300,000 |
| Increase | ... | ... | ... | ... | <u>8,700,000</u> |

Trinidad and Tobago

Head 06 - PROPERTY INCOME

| Sub-Head / Receiver / Item / Sub-Item | | 2015 Actual | 2016 Estimates | 2016 Revised Estimates | 2017 Estimates |
|---------------------------------------|--|----------------|-------------------|------------------------------|-------------------|
| | | \$ | \$ | \$ | \$ |
| 01 | Rental Income | 25,797,873 | 16,142,100 | 24,700,050 | 21,400,000 |
| 02 | Interest Income | 21,712,595 | 26,250,193 | 26,300,000 | 24,743,000 |
| 03 | Royalties | 1,104,862,498 | 1,169,031,000 | 703,000,000 | 1,053,216,786 |
| 04 | Profits from Non-Financial Enterprises | 6,450,169,322 | 5,352,590,495 | 5,464,560,000 | 4,464,882,000 |
| 05 | Profits from Public Financial Institutions | 190,517,159 | 513,500,000 | 822,513,053 | 647,600,000 |
| 06 | Other Property Income | 453,655,191 | 456,600,000 | 1,009,600,000 | 804,867,505 |
| Total | | 8,246,714,638 | 7,534,113,788 | 8,050,673,103 | 7,016,709,291 |

| | | | | |
|------------------------|-----|-----|-----|----------------------|
| Estimates 2017 | ... | ... | ... | 7,016,709,291 |
| Revised Estimates 2016 | ... | ... | ... | 8,050,673,103 |
| Decrease | ... | ... | ... | <u>1,033,963,812</u> |

| Sub-Head / Receiver / Item / Sub-Item | | 2015 Actual | 2016 Estimates | 2016 Revised Estimates | 2017 Estimates |
|---------------------------------------|--|----------------|-------------------|------------------------------|-------------------|
| | | \$ | \$ | \$ | \$ |
| 01 | Rental Income | | | | |
| AL3 | COMMISSIONER OF STATE LANDS MINISTRY OF AGRICULTURE, LAND AND FISHERIES (FORMERLY LMI MIN. OF LAND AND MARINE RESOURCES) | | | | |
| 001 | Ground Rents (excluding Quarries, Sand and Gravel Pits) (Ch. 57:01) | - | 4,500,000 | 6,000,000 | 6,217,022 |
| 002 | Wayleave for oil pipes along roads | - | 700 | 4,826 | 700 |
| 003 | Rents of Access Roads | - | 100 | 100 | 100 |
| 005 | Rents of Housing Lots - Trinidad & Tobago Housing Development Corporation | - | 130,000 | 120,000 | 157,057 |
| 006 | Rent of Lands, formerly owned by Caroni (1975) Ltd | - | 3,000,000 | 4,500,277 | 3,500,000 |
| | | - | 7,630,800 | 10,625,203 | 9,874,879 |
| CA1 | PERMANENT SECRETARY MINISTRY OF COMMUNITY DEVELOPMENT, CULTURE AND THE ARTS | | | | |
| 001 | Rental of Booths - Terminal Malls (Formerly CDI Ministry of Community Development) | - | - | 3,157,147 | 2,400,000 |
| 002 | Rental of Exhibition Space (Formerly CDI Ministry of Community Development) | - | 10,000 | 10,000 | - |
| | Rental Income Carried Forward | - | 7,640,800 | 13,792,350 | 12,274,879 |

Trinidad and Tobago

Head 06 - PROPERTY INCOME

| Sub-Head / Receiver / Item / Sub-Item | | 2015 Actual | 2016 Estimates | 2016 Revised Estimates | 2017 Estimates |
|---------------------------------------|---|----------------|-------------------|------------------------------|-------------------|
| 01 | Rental Income - Brought Forward | \$ - | \$ 7,640,800 | \$ 13,792,350 | \$ 12,274,879 |
| 003 | Rental of National Academy for the Performing Arts, Hotel and facilities (NAPA) (Formerly TMI Ministry of Tourism) | - | 199,000 | - | - |
| CD1 | PERMANENT SECRETARY MINISTRY OF COMMUNITY DEVELOPMENT | - | 209,000 | 3,167,147 | 2,400,000 |
| 001 | Rental of Booths - Terminal Malls | - | - | - | - |
| 002 | Rental of Exhibition Space | - | - | - | - |
| ED1 | PERMANENT SECRETARY MINISTRY OF EDUCATION | - | - | - | - |
| 001 | Rental of Rudranath Capildeo Learning Resource Centre | 37,500 | 37,900 | 36,000 | 36,000 |
| GY1 | PERMANENT SECRETARY MINISTRY OF GENDER, YOUTH AND CHILD DEVELOPMENT | | | | |
| 001 | Proceeds from Rental - Chatham Youth Camp | 7,150 | - | - | - |
| 002 | Proceeds from Rental - Persto Praesto Youth Camp | - | - | - | - |
| 003 | Proceeds from Youth Centres | 65,560 | - | - | - |
| HS1 | PERMANENT SECRETARY MINISTRY OF HOUSING AND URBAN DEVELOPMENT | 72,710 | - | - | - |
| 001 | Lease Payments/Rents of Government Buildings | 11,375,301 | - | - | - |
| 002 | Rental of Finance Building (Roof Level) | 41,400 | - | - | - |
| 003 | Rental of Vacant Lots | - | - | - | - |
| LM1 | COMMISSIONER STATE LANDS MINISTRY OF LAND AND MARINE RESOURCES | 11,416,701 | - | - | - |
| 001 | Ground Rents (excluding Quarries, Sand and Gravel Pits) (Ch. 57:01) | 5,204,455 | - | - | - |
| 002 | Wayleave for oil pipes along roads | - | - | - | - |
| 003 | Rents of Access Roads | 100 | - | - | - |
| 005 | Rents of Housing Lots - Trinidad & Tobago Housing Development Corporation | 145,470 | - | - | - |
| 006 | Rent of Lands, formerly owned by Carani (1975) Ltd | 4,419,924 | - | - | - |
| | | 9,769,949 | - | - | - |
| | Rental Income Carried Forward | 21,296,860 | 7,877,700 | 13,828,350 | 12,310,879 |

Trinidad and Tobago

Head 06 - PROPERTY INCOME

| Sub-Head / Receiver / Item / Sub-Item | | 2015 Actual | 2016 Estimates | 2016 Revised Estimates | 2017 Estimates |
|---------------------------------------|---|------------------|-------------------|------------------------------|-------------------|
| 01 | Rental Income - Brought Forward | \$ 21,296,860 | \$ 7,877,700 | \$ 13,828,350 | \$ 12,310,879 |
| PA1 | PERMANENT SECRETARY MINISTRY OF PUBLIC ADMINISTRATION AND COMMUNICATIONS | | | | |
| 001 | Lease Payments/Rents of Government Buildings (Formerly HSI Ministry of Housing and Urban Dev.) | - | 4,000,000 | 6,700,000 | 5,000,000 |
| 002 | Rental of Finance Building (Roof Level) (Formerly HSI Ministry of Housing and Urban Dev.) | - | 41,400 | - | - |
| 003 | Rental of Vacant Lots (Formerly HSI Ministry of Housing and Urban Dev.) | - | - | - | - |
| | | - | 4,041,400 | 6,700,000 | 5,000,000 |
| SPI | PERMANENT SECRETARY MINISTRY OF SPORT AND YOUTH AFFAIRS | | | | |
| 001 | West Port-of-Spain Regional Park - Proceeds from Rental, etc. | 2,250,150 | 2,500,000 | 2,500,000 | 2,370,075 |
| 002 | Proceeds from St. Paul Street Multi-purpose Complex | 304 | 3,000 | 4,500 | 19,146 |
| 003 | Proceeds from Hockey Facility/Indoor Sporting Arena - Tacarigua | 267,046 | 250,000 | 320,000 | 300,000 |
| 004 | Proceeds from Indoor Sporting Arena - Pleasantville | 297,598 | 260,000 | 210,000 | 210,000 |
| 005 | Proceeds from Indoor Sporting Arena - Point Fortin | 173,800 | 175,000 | 155,000 | 150,000 |
| 006 | Proceeds from Indoor Sporting Arena - Moloney | 106,175 | 100,000 | 100,000 | 100,000 |
| 007 | Proceeds from Indoor Sporting Arena - Chaguanas | 280,580 | 300,000 | 300,000 | 300,000 |
| 008 | Proceeds from Ato Boldon Stadium - Couva | 255,972 | 230,000 | 150,000 | 150,000 |
| 010 | Proceeds from Larry Gomes Stadium - Arima | 102,365 | 95,000 | 95,000 | 116,500 |
| 011 | Proceeds from Mannie Ramjohn Stadium - Marabella | 120,125 | 110,000 | 130,000 | 162,800 |
| 012 | Proceeds from Dwight Yorke Stadium - Bacolet | 25,370 | 85,000 | 85,000 | 78,600 |
| 013 | Proceeds from Rental - Chatham Youth Camp (Formerly GYI Ministry of Gender, Youth and Child Development) | - | 8,000 | 200 | 2,000 |
| 014 | Proceeds from Rental - Persto Praesto Youth Camp (Formerly GYI Ministry of Gender, Youth and Child Development) | - | 15,000 | 15,000 | 15,000 |
| 015 | Proceeds from Youth Centres (Formerly GYI Ministry of Gender, Youth and Child Development) | - | 67,000 | 82,000 | 80,000 |
| | | 3,879,485 | 4,198,000 | 4,146,700 | 4,054,121 |
| TMI | PERMANENT SECRETARY MINISTRY OF TOURISM | | | | |
| 001 | Rental of National Academy for the Performing Arts, Hotel and Facilities (NAPA) | 612,228 | - | - | - |
| | Rental Income Carried Forward | 25,788,573 | 16,117,100 | 24,675,050 | 21,365,000 |

Trinidad and Tobago

Head 06 - PROPERTY INCOME

| Sub-Head / Receiver / Item / Sub-Item | | 2015 Actual | 2016 Estimates | 2016 Revised Estimates | 2017 Estimates |
|---------------------------------------|---|------------------|-------------------|------------------------------|-------------------|
| 01 | Rental Income - Brought Forward | \$ 25,788,573 | \$ 16,117,100 | \$ 24,675,050 | \$ 21,365,000 |
| TP3 | DIRECTOR MARITIME SERVICES MINISTRY OF TRANSPORT | | | | |
| 001 | Rental of Vessels - Maritime Services | - | - | - | - |
| TR1 | PERMANENT SECRETARY MINISTRY OF TRADE AND INDUSTRY | | | | |
| 001 | Rental of Equipment - Events Centre | 9,300 | 15,000 | 15,000 | 15,000 |
| WT3 | DIRECTOR MARITIME SERVICES MINISTRY OF WORKS AND TRANSPORT (FORMERLY TP3 MINISTRY OF TRANSPORT) | | | | |
| 001 | Rental of Vessels - Maritime Services | - | 10,000 | 10,000 | 20,000 |
| | Sub-Head Total | 25,797,873 | 16,142,100 | 24,700,050 | 21,400,000 |
| 02 | Interest Income | | | | |
| FNI | COMPTROLLER OF ACCOUNTS MINISTRY OF FINANCE | | | | |
| 001 | Interest on Investment | | | | |
| 01 | Consolidated Fund | 26,026 | 25,000 | 20,000 | 25,000 |
| 02 | Renewals Fund | - | - | - | - |
| 03 | Provident Fund | - | - | - | - |
| 002 | Interest on Floating Balances | 26,026 | 25,000 | 20,000 | 25,000 |
| 003 | Interest on Loans and Advances | 9,408 | 10,000 | - | 10,000 |
| | COMPTROLLER OF ACCOUNTS | | | | |
| 17 | Interest on Loans to Public Servants | 6,887,018 | 8,000,000 | 8,057,807 | 7,000,000 |
| 19 | Loan to Government of Belize - Hurricanes "Carmen" and "Fifi" | - | - | - | - |
| 21 | Trinidad and Tobago Mortgage Finance Company Limited | 9,183,908 | 8,379,790 | 8,379,790 | 9,200,000 |
| 33 | Caribbean Development Bank | - | - | - | - |
| 45 | Naparima Star Lodge and Pride of Naparima Lodge | - | - | - | - |
| 47 | Holy Trinity Cathedral | - | - | - | - |
| | Interest Income Carried Forward | 16,106,360 | 16,414,790 | 16,457,597 | 16,235,000 |

Trinidad and Tobago

Head 06 - PROPERTY INCOME

| Sub-Head / Receiver / Item / Sub-Item | | 2015 Actual | 2016 Estimates | 2016 Revised Estimates | 2017 Estimates |
|---------------------------------------|---|------------------|-------------------|------------------------------|-------------------|
| 02 | Interest Income - Brought Forward | \$ 16,106,360 | \$ 16,414,790 | \$ 16,457,597 | \$ 16,235,000 |
| 50 | Loan to Government of Dominica | - | 400,000 | 400,000 | 400,000 |
| 52 | Loan to Government of St Lucia | 4,268,204 | 4,311,964 | 4,311,964 | 4,350,000 |
| 53 | Loan to Government of Grenada | - | 2,347,500 | 2,347,500 | 2,350,000 |
| 63 | Loan to Government of Guyana | 1,330,652 | 2,767,939 | 2,767,939 | 1,400,000 |
| 64 | Trinidad and Tobago Postal Corporation | - | - | - | - |
| 65 | National Energy Skills Centre | - | - | - | - |
| 66 | Sugar Manufacturing Company Ltd (SMCL) | - | - | - | - |
| | | 21,669,782 | 26,207,193 | 26,265,000 | 24,700,000 |
| 004 | Interest on Swap Agreement - Six Fast Patrol Crafts | 7,379 | 8,000 | 15,000 | 8,000 |
| | Sub-Head Total | 21,712,595 | 26,250,193 | 26,300,000 | 24,743,000 |
| 03 | Royalties | | | | |
| EN1 | PERMANENT SECRETARY MINISTRY OF ENERGY AND ENERGY INDUSTRIES | | | | |
| 001 | Royalty on Oil and Gas (Chap. 62:01) | 1,100,728,439 | 1,165,489,000 | 697,700,000 | 1,049,632,805 |
| 002 | Asphalt or Pitch won from the Pitch Lake (Ch. 61:03) | 15,621 | 42,000 | 42,000 | 83,981 |
| 003 | Quarries, Sand and Gravel Pits (Ch. 61:03) | 4,118,438 | 3,500,000 | 5,258,000 | 3,500,000 |
| | Sub-Head Total | 1,104,862,498 | 1,169,031,000 | 703,000,000 | 1,053,216,786 |
| 04 | Profits from Non-Financial Enterprises | | | | |
| FN1 | COMPTROLLER OF ACCOUNTS MINISTRY OF FINANCE | | | | |
| | DIVIDENDS AND SURPLUSES | | | | |
| 001 | National Lottery (Chap. 21:04) | 169,666,782 | 265,000,000 | 265,024,778 | 200,000,000 |
| 002 | Telecommunications Authority of Trinidad and Tobago (TATT) | - | - | 36,675,222 | 35,000,000 |
| | | 169,666,782 | 265,000,000 | 301,700,000 | 235,000,000 |
| FN5 | PERMANENT SECRETARY MINISTRY OF FINANCE (INVESTMENT DIVISION) | | | | |
| 002 | State Enterprises | 6,232,030,347 | 5,046,790,495 | 5,122,020,000 | 4,188,000,000 |
| | Profits from Non-Financial Enterprises Carried Forward | 6,401,697,129 | 5,311,790,495 | 5,423,720,000 | 4,423,000,000 |

Trinidad and Tobago

Head 06 - PROPERTY INCOME

| Sub-Head / Receiver / Item / Sub-Item | | 2015 Actual | 2016 Estimates | 2016 Revised Estimates | 2017 Estimates |
|---------------------------------------|--|---------------------|---------------------|------------------------------|---------------------|
| 04 | Profits from Non-Financial Enterprises - Brought Forward | \$ 6,401,697,129 | \$ 5,311,790,495 | \$ 5,423,720,000 | \$ 4,423,000,000 |
| 003 | CLICO Investment Fund | 48,472,193 | 40,800,000 | 40,840,000 | 41,882,000 |
| | | 6,280,502,540 | 5,087,590,495 | 5,162,860,000 | 4,229,882,000 |
| | Sub-Head Total | 6,450,169,322 | 5,352,590,495 | 5,464,560,000 | 4,464,882,000 |
| 05 | Profits from Public Financial Institutions | | | | |
| FN1 | COMPTROLLER OF ACCOUNTS MINISTRY OF FINANCE | | | | |
| | INTEREST, DIVIDENDS AND SURPLUSES | | | | |
| 001 | Equity Profits - Central Bank (Ch. 79:02) | 177,363,998 | 500,000,000 | 809,013,053 | 630,000,000 |
| FN5 | PERMANENT SECRETARY MINISTRY OF FINANCE (INVESTMENT DIVISION) | | | | |
| 001 | State Enterprises | 13,153,161 | 13,500,000 | 13,500,000 | 17,600,000 |
| | Sub-Head Total | 190,517,159 | 513,500,000 | 822,513,053 | 647,600,000 |
| 06 | Other Property Income | | | | |
| AL3 | COMMISSIONER OF STATE LANDS MINISTRY OF AGRICULTURE, LAND AND FISHERIES (FORMERLY LMI MIN. OF LAND AND MARINE RESOURCES) | | | | |
| 001 | Premia on Leases (Chap 57:01) | - | 100,000 | 320,000 | 867,505 |
| 003 | Premia on Reclaimed Lands (Chap 57:01) | - | - | - | - |
| 004 | Premia for variations of the User Clauses in existing leases (Ch. 57:01) | - | 2,000,000 | 1,780,000 | 2,000,000 |
| | | - | 2,100,000 | 2,100,000 | 2,867,505 |
| EN1 | PERMANENT SECRETARY MINISTRY OF ENERGY AND ENERGY INDUSTRIES | | | | |
| 001 | Share of Profits from Oil Companies under Production Sharing Contract (Chap 62:01) | 450,000,000 | 450,000,000 | 1,000,000,000 | 800,000,000 |
| | Other Property Income Carried Forward | 450,000,000 | 452,100,000 | 1,002,100,000 | 802,867,505 |

Trinidad and Tobago

Head 06 - PROPERTY INCOME

| Sub-Head / Receiver / Item / Sub-Item | | 2015 Actual | 2016 Estimates | 2016 Revised Estimates | 2017 Estimates |
|---------------------------------------|---|-------------------|-------------------|------------------------------|-------------------|
| 06 | Other Property Income - Brought Forward | \$ 450,000,000 | \$ 452,100,000 | \$ 1,002,100,000 | \$ 802,867,505 |
| HS1 | PERMANENT SECRETARY MINISTRY OF HOUSING AND URBAN DEVELOPMENT | | | | |
| 003 | Shelter Construction Financing Facility | 2,787,686 | 4,500,000 | 7,500,000 | 2,000,000 |
| 004 | Lease Payment for Former Coroni Lands Sugar Industry | - | - | - | - |
| 005 | Interest from the Sale of Government Quarters | - | - | - | - |
| | | 2,787,686 | 4,500,000 | 7,500,000 | 2,000,000 |
| LM1 | COMMISSIONER STATE LANDS MINISTRY OF LAND AND MARINE RESOURCES | | | | |
| 001 | Premia on Leases (Chap 57:01) | 867,505 | - | - | - |
| 003 | Premia on Reclaimed Lands (Chap 57:01) | - | - | - | - |
| 004 | Premia for variations of the User Clauses in existing leases (Ch. 57:01) | - | - | - | - |
| | | 867,505 | - | - | - |
| PA1 | PERMANENT SECRETARY MINISTRY OF PUBLIC ADMINISTRATION AND COMMUNICATIONS | | | | |
| 001 | Interest from the Sale of Government Quarters (Formerly HS1 005 Ministry of Housing and Urban Dev.) | - | - | - | - |
| | Sub-Head Total | 453,655,191 | 456,600,000 | 1,009,600,000 | 804,867,505 |

Trinidad and Tobago

Head 07 - OTHER NON-TAX REVENUE

| Sub-Head / Receiver / Item / Sub-Item | | 2015 Actual | 2016 Estimates | 2016 Revised Estimates | 2017 Estimates |
|---------------------------------------|---------------------------------|----------------|-------------------|------------------------------|-------------------|
| | | \$ | \$ | \$ | \$ |
| 01 | Administrative Fees and Charges | 636,120,856 | 623,021,040 | 586,148,120 | 548,504,621 |
| 02 | Fines and Forfeitures | 77,233,818 | 83,559,100 | 80,863,080 | 78,298,300 |
| 03 | Pension Contributions | 43,082,554 | 46,710,000 | 46,841,117 | 44,520,986 |
| 04 | Non-Industrial Sales | 26,577,996 | 25,477,700 | 18,754,479 | 20,855,100 |
| 06 | Other (Miscellaneous) | 898,350,550 | 362,253,550 | 368,597,633 | 374,850,886 |
| Total | | 1,681,365,774 | 1,141,021,390 | 1,101,204,429 | 1,067,029,893 |

| | | | | |
|------------------------|-----|-----|-----|---------------|
| Estimates 2017 | ... | ... | ... | 1,067,029,893 |
| Revised Estimates 2016 | ... | ... | ... | 1,101,204,429 |
| Decrease | ... | ... | ... | 34,174,536 |

| Sub-Head / Receiver / Item / Sub-Item | | 2015 Actual | 2016 Estimates | 2016 Revised Estimates | 2017 Estimates |
|---------------------------------------|--|----------------|-------------------|------------------------------|-------------------|
| | | \$ | \$ | \$ | \$ |
| 01 | Administrative Fees and Charges | | | | |
| AL1 | PERMANENT SECRETARY MINISTRY OF AGRICULTURE, LAND AND FISHERIES | | | | |
| 001 | Fees - San Fernando Hill (Formerly EVI Ministry of the Environment and Water Resources) | - | 280,000 | 200,000 | 200,000 |
| 002 | Fees - Caroni Swamp (Formerly EVI Ministry of the Environment and Water Resources) | - | - | - | - |
| 003 | Agriculture-Examiner of Animals (Ch. 67:02) (Formerly FPI Ministry of Food Production) | - | 3,000 | 3,000 | 3,000 |
| 004 | Veterinary Officers' Fees (Ch. 67:04) (Formerly FPI Ministry of Food Production) | - | 20,000 | 20,000 | 20,000 |
| 005 | Dogs and Cats Quarantine Stn. Quarantine Fees (Ch. 67:02) (Formerly FPI Ministry of Food Production) | - | - | - | - |
| 006 | Laboratory Fees (Formerly FPI Ministry of Food Production) | - | 45,000 | 35,000 | 40,000 |
| 007 | Import Permits (Ch. 67:02) (Formerly FPI Ministry of Food Production) | - | 90,000 | 120,000 | 120,000 |
| 008 | Registration Fees - Praedial Larceny (Ch.10:03) (Formerly FPI Ministry of Food Production) | - | 2,000 | 1,500 | 1,500 |
| | Administrative Fees and Charges Carried Forward | - | 440,000 | 379,500 | 384,500 |

Trinidad and Tobago

Head 07 - OTHER NON-TAX REVENUE

| Sub-Head / Receiver / Item / Sub-Item | | 2015 Actual | 2016 Estimates | 2016 Revised Estimates | 2017 Estimates |
|---------------------------------------|--|----------------|-------------------|------------------------------|-------------------|
| 01 | Administrative Fees and Charges - Brought Forward | \$ - | \$ 440,000 | \$ 379,500 | \$ 384,500 |
| 009 | Export Permits (Ch. 67:02) (Formerly FPI Ministry of Food Production) | - | 25,000 | 27,000 | 27,000 |
| 010 | Horses Quarantine Station, Quarantine Fees (Ch. 67:02) (Formerly FPI Ministry of Food Production) | - | 20,000 | 11,000 | 11,000 |
| AL3 | COMMISSIONER OF STATE LANDS MINISTRY OF AGRICULTURE, LAND AND FISHERIES (FORMERLY LMI MIN. OF LAND AND MARINE RESOURCES) | - | 485,000 | 417,500 | 422,500 |
| 001 | Commissioner of State Lands Search Fees | - | - | - | - |
| 002 | Miscellaneous | - | 10,000 | 5,000 | 5,000 |
| 003 | Licence Fee for Land Reclamation (Ch. 57:01) | - | 500,000 | 2,000 | 5,260 |
| 004 | Preparation and Processing of Agreement and Leases (Ch. 57:01) | - | 130,000 | 25,000 | 25,000 |
| 005 | Processing of Reclamation and Jetty Licences (Ch. 57:01) | - | - | 425,750 | 425,750 |
| 006 | Approval of Building Plans on Lands subject to State Leases (Ch. 57:01) | - | 15,000 | 10,000 | 10,000 |
| 007 | Grant of Consent to Assign (Ch. 57:01) | - | 102,000 | 85,000 | 90,000 |
| AM1 | PERMANENT SECRETARY MINISTRY OF THE ARTS AND MULTICULTURALISM | - | 757,000 | 552,750 | 561,010 |
| 001 | Fees - National Academy for the Performing Arts | 904,746 | - | - | - |
| AT4 | CHIEF STATE SOLICITOR MINISTRY OF THE ATTORNEY GENERAL AND LEGAL AFFAIRS | | | | |
| 001 | State Solicitor | 512,199 | 550,000 | 100,000 | 100,000 |
| 002 | Administrator General (Chap 9:01) | 10,908 | 12,000 | 15,000 | 15,000 |
| 003 | Official Receiver (Chap 9:70:81:01) | - | - | - | - |
| 004 | Public Trustee (Ch. 9:01) | 5,455 | 4,000 | 10,000 | 7,500 |
| AT6 | REGISTRAR GENERAL MINISTRY OF THE ATTORNEY GENERAL AND LEGAL AFFAIRS (FORMERLY LA1 MINISTRY OF LEGAL AFFAIRS) | 528,562 | 566,000 | 125,000 | 122,500 |
| 001 | Registrar General (Chap 19:03) | - | 30,000,000 | 35,000,000 | 35,000,000 |
| 002 | Application for Marriage Officers' Licence (Chap 45:01) | - | 5,000 | 5,000 | 5,000 |
| 003 | Marriage Officers' Licence Fee (Chap 45:01) | - | 3,000 | 25,000 | 25,000 |
| | Administrative Fees and Charges Carried Forward | 1,433,308 | 31,816,000 | 36,125,250 | 36,136,010 |

Trinidad and Tobago

Head 07 - OTHER NON-TAX REVENUE

| Sub-Head / Receiver / Item / Sub-Item | | 2015 Actual | 2016 Estimates | 2016 Revised Estimates | 2017 Estimates |
|---------------------------------------|---|----------------|-------------------|------------------------------|-------------------|
| | | \$ | \$ | \$ | \$ |
| 01 | Administrative Fees and Charges - Brought Forward | 1,433,308 | 31,816,000 | 36,125,250 | 36,136,010 |
| 004 | Renewal of Marriage Officers' Licence (Chap 45:01) | - | 12,000 | 12,000 | 14,000 |
| | | - | 30,020,000 | 35,042,000 | 35,044,000 |
| AT7 | CONTROLLER INTELLECTUAL PROPERTY OFFICE MINISTRY OF THE ATTORNEY GENERAL AND LEGAL AFFAIRS (FORMERLY LA2 MINISTRY OF LEGAL AFFAIRS) | | | | |
| 001 | Intellectual Property Fees (Chap 82:75-82:81) | - | 5,800,000 | 5,800,000 | 5,800,000 |
| CA1 | PERMANENT SECRETARY MINISTRY OF COMMUNITY DEVELOPMENT, CULTURE AND THE ARTS | | | | |
| 001 | Fees - National Academy for the Performing Arts (Formerly AMI Ministry of the Arts and Multiculturalism) | - | 1,596,000 | 825,000 | 1,676,000 |
| CD1 | PERMANENT SECRETARY MINISTRY OF COMMUNITY DEVELOPMENT | | | | |
| 001 | Adult Classes | 68 | - | - | - |
| CM1 | PERMANENT SECRETARY MINISTRY OF COMMUNICATIONS | | | | |
| 003 | Censor Cinematograph Film (Ch. 20:10) (Formerly TR1 Ministry of Trade, Industry, Investment and Communications) | - | 40,000 | 30,000 | - |
| EB1 | CHIEF ELECTION OFFICER ELECTIONS AND BOUNDARIES COMMISSION | | | | |
| 001 | Fees for the replacement of Identification Cards (Chap 2:01) | 313,948 | 330,000 | 300,000 | 330,000 |
| ED1 | PERMANENT SECRETARY MINISTRY OF EDUCATION | | | | |
| 003 | Sale of Handwork and Publications | | | | |
| 004 | External Examination - Local Fees for Candidates | 653,408 | 750,000 | 625,000 | 650,000 |
| 006 | Polytechnic Registration | 3,481 | 3,200 | 3,200 | 3,200 |
| 007 | Polytechnic Tuition | 12,952 | 11,800 | 6,000 | 5,000 |
| 008 | Polytechnic Laboratory | 4,630 | 3,600 | 3,600 | 2,000 |
| 012 | Registration of Teachers | 7,775 | 7,000 | 9,000 | 8,000 |
| 013 | Examination Fees not elsewhere classified | 1,755,253 | 200,000 | 1,500,000 | 1,000,000 |
| | Administrative Fees and Charges Carried Forward | 4,184,823 | 40,569,600 | 45,239,050 | 45,624,210 |

Trinidad and Tobago

Head 07 - OTHER NON-TAX REVENUE

| Sub-Head / Receiver / Item / Sub-Item | | 2015 Actual | 2016 Estimates | 2016 Revised Estimates | 2017 Estimates |
|---------------------------------------|--|----------------|-------------------|------------------------------|-------------------|
| | | \$ | \$ | \$ | \$ |
| 01 | Administrative Fees and Charges - Brought Forward | 4,184,823 | 40,569,600 | 45,239,050 | 45,624,210 |
| 014 | Sale of Dictionary of Occupational Titles | - | - | 20 | 50 |
| 015 | Fees - Certified Examinations Statements & Transcripts | 4,305 | 8,000 | 3,000 | 3,000 |
| 016 | Textbook Rental Programme - Fees | 6,991 | 40,000 | 20,000 | 5,000 |
| 017 | Examination Fees (Formerly TEI Ministry of Tertiary Education and Skills Training) | - | 70,000 | 15,000 | 15,000 |
| | | 2,448,795 | 1,093,600 | 2,184,820 | 1,691,250 |
| ENI | PERMANENT SECRETARY MINISTRY OF ENERGY AND ENERGY INDUSTRIES | | | | |
| 001 | Petroleum Testing Laboratory | - | - | - | - |
| 002 | Fees for Competitive Bidding - Petroleum (Ch. 62:01) | - | 4,000,000 | - | 2,000 |
| 004 | Oil Impost (Chap. 62:01, Sec. 72-74) | 132,494,048 | 128,000,000 | 128,000,000 | 107,353,491 |
| 006 | Signature Bonuses-Competitive Bidding (Chap 62:01) | - | 2,040,000 | - | - |
| 007 | Application Fees - Exploration & Production Licences (Ch. 62:01) | - | 1,000 | - | - |
| 008 | Application Fees - Petrochemical Licences (Chap 62:01) | - | - | - | - |
| 009 | Application Fees - Lease Operators (Chap 62:01) | - | - | - | - |
| 010 | Fees for Competitive Bidding - Quarries (Ch. 61:03) | - | - | - | - |
| 011 | Application Fees - Bids for Wholesale Marketing Licences (Chap 62:01) | - | - | - | - |
| 013 | Fees - Miscellaneous | 700 | 4,500 | 40,000 | 4,500 |
| 014 | Production Bonus-North Coast Marine Area 1 (NCMA1) | - | - | - | - |
| 015 | Production Bonuses - Other Companies (Ch. 62:01) | - | - | - | - |
| 016 | Bunkering Company Licence Fee (Ex-vessel and Ex-wharf) (Chap. 62:01) | 37,942 | 30,000 | 30,000 | 27,000 |
| 017 | Bunkering Vessel Inspection Fee (Ex-vessel) (Ch. 62:01) | - | 6,300 | 13,500 | 6,600 |
| 018 | Facility Inspection Fee (Ex-wharf)(Ch. 62:01) | - | 6,300 | 6,700 | 6,600 |
| | | 132,532,690 | 134,088,100 | 128,090,200 | 107,400,191 |
| ET1 | REGISTRAR EQUAL OPPURTUNITY TRIBUNAL | | | | |
| 001 | Fees | - | - | - | 2,000 |
| EVI | PERMANENT SECRETARY MINISTRY OF THE ENVIRONMENT AND WATER RESOURCES | | | | |
| 001 | Fees - San Fernando Hill | 237,300 | - | - | - |
| 002 | Fees - Caroni Swamp | - | - | - | - |
| | Administrative Fees and Charges Carried Forward | 136,966,109 | 174,775,700 | 173,367,270 | 153,049,451 |

Trinidad and Tobago

Head 07 - OTHER NON-TAX REVENUE

| Sub-Head / Receiver / Item / Sub-Item | | 2015 Actual | 2016 Estimates | 2016 Revised Estimates | 2017 Estimates |
|---------------------------------------|--|-------------------|-------------------|------------------------------|-------------------|
| 01 | Administrative Fees and Charges - Brought Forward | \$ 136,966,109 | \$ 174,775,700 | \$ 173,367,270 | \$ 153,049,451 |
| 003 | Specialized Services - Meteorological Services Division | 38,320 | - | - | - |
| 005 | Water Improvement Rates (Chap 54:41) | 298,893,880 | - | - | - |
| FA1 | PERMANENT SECRETARY MINISTRY OF FOREIGN AND CARICOM AFFAIRS | 299,169,500 | - | - | - |
| 002 | Diplomatic Mail Service Charge (Chapter 77:01) | 2,697,634 | 2,500,000 | 2,000,000 | 2,500,000 |
| 004 | Examination Fees | 527 | - | - | - |
| FN1 | COMPTROLLER OF ACCOUNTS MINISTRY OF FINANCE | 2,698,161 | 2,500,000 | 2,000,000 | 2,500,000 |
| 001 | Licence Fees - Financial Institutions other than Commercial Banks | 100 | - | 100 | 500 |
| FN2 | CHAIRMAN BOARD OF INLAND REVENUE MINISTRY OF FINANCE | | | | |
| 001 | Cinematograph Arrangement Fee (Chap 77:03 Sec 10) | 25,500 | 3,000 | 21,000 | 25,000 |
| 002 | Warden's Search Fees | 62,116 | 60,000 | 80,000 | 70,000 |
| 003 | Pension Plan - Registration Fee (Ch. 84:01) | 8,130 | 400 | 400 | 400 |
| FN3 | COMPTROLLER OF CUSTOMS AND EXCISE MINISTRY OF FINANCE | 95,746 | 63,400 | 101,400 | 95,400 |
| 001 | Comptroller of Customs and Excise (Ch. 78:01) | 8,969,320 | 9,000,000 | 8,000,000 | 8,000,000 |
| 002 | Processing of Bills of Sight (Ch. 78:01) | 22,966 | 350,000 | 50,000 | 50,000 |
| 003 | Container Processing Fees (Ch. 78:01) | 42,537,296 | 40,000,000 | 40,000,000 | 31,000,000 |
| 004 | Customs Declaration Transaction User Fee (Chap 78:01) | 9,418,565 | 9,000,000 | 7,500,000 | 7,500,000 |
| FN7 | SUPERVISOR OF INSOLVENCY OFFICE OF THE SUPERVISOR OF INSOLVENCY | 60,948,147 | 58,350,000 | 55,550,000 | 46,550,000 |
| 001 | Fees for Licenses and Other Services under the Bankruptcy and Insolvency Act No. 26 of 2007 | 4,750 | 6,000 | 6,500 | 6,000 |
| FP1 | PERMANENT SECRETARY MINISTRY OF FOOD PRODUCTION | | | | |
| 001 | Agriculture-Examiner of Animals (Ch. 67:02) | 4,485 | - | - | - |
| | Administrative Fees and Charges Carried forward | 499,649,698 | 235,695,100 | 231,025,270 | 202,201,351 |

Trinidad and Tobago

Head 07 - OTHER NON-TAX REVENUE

| Sub-Head / Receiver / Item / Sub-Item | | 2015 Actual | 2016 Estimates | 2016 Revised Estimates | 2017 Estimates |
|---------------------------------------|---|----------------|-------------------|------------------------------|-------------------|
| | | \$ | \$ | \$ | \$ |
| 01 | Administrative Fees and Charges - Brought Forward | 499,649,698 | 235,695,100 | 231,025,270 | 202,201,351 |
| 002 | Veterinary Officers' Fees (Ch. 67:04) | 21,231 | - | - | - |
| 003 | Dogs and Cats Quarantine Stn. Quarantine Fees (Ch. 67:02) | - | - | - | - |
| 004 | Laboratory Fees | 40,156 | - | - | - |
| 005 | Import Permits (Ch. 67:02) | 125,580 | - | - | - |
| 006 | Registration Fees - Praedial Larceny (Ch.10:03) | 1,280 | - | - | - |
| 007 | Export Permits (Ch. 67:02) | 23,380 | - | - | - |
| 008 | Horses Quarantine Station, Quarantine Fees (Ch. 67:02) | 20,790 | - | - | - |
| | | 236,902 | - | - | - |
| HE1 | PERMANENT SECRETARY MINISTRY OF HEALTH | | | | |
| 002 | Hospital - Miscellaneous | - | - | 225 | - |
| 003 | Chemist (Ch. 30:01)(Ch. 30:03) | 366,014 | 460,000 | 285,000 | 290,000 |
| 004 | Pathology | - | - | - | - |
| 005 | Hospital - X-ray Electrical Treatment and Physiotherapy | - | - | - | - |
| 006 | Hospital - Maintenance of Patients and Operation Fees | - | - | - | - |
| 009 | Public Health Inspectors Overtime Allowances | 885 | - | - | - |
| | | 366,899 | 460,000 | 285,225 | 290,000 |
| IC2 | REGISTRAR INTEGRITY COMMISSION | | | | |
| 001 | Legal Judgements in favour of the Integrity Commission | 20,485 | 20,000 | 20,000 | 20,000 |
| LA1 | REGISTRAR GENERAL MINISTRY OF LEGAL AFFAIRS | | | | |
| 001 | Registrar General (Chap 19:03) | 28,159,518 | - | - | - |
| 002 | Application for Marriage Officers' Licence | 5,350 | - | - | - |
| 003 | Marriage Officers' Licence fee (Chap 45:01) | 28,600 | - | - | - |
| 004 | Renewal of Marriage Officers' Licence (Chap 45:01) | 14,500 | - | - | - |
| | | 28,207,968 | - | - | - |
| LA2 | CONTROLLER, INTELLECTUAL PROPERTY OFFICE MINISTRY OF LEGAL AFFAIRS | | | | |
| 001 | Intellectual Property Fees (Chap 82:75-82:81) | 5,800,330 | - | - | - |
| LE1 | PERMANENT SECRETARY MINISTRY OF LABOUR AND SMALL ENTERPRISE DEVELOPMENT | | | | |
| 001 | Registrar, Trade Unions (Chap 88:02) | 40 | 50 | 70 | 50 |
| | Administrative Fees and Charges Carried Forward | 534,277,837 | 236,175,150 | 231,330,565 | 202,511,401 |

Trinidad and Tobago

Head 07 - OTHER NON-TAX REVENUE

| Sub-Head / Receiver / Item / Sub-Item | | 2015 Actual | 2016 Estimates | 2016 Revised Estimates | 2017 Estimates |
|---------------------------------------|--|----------------|-------------------|------------------------------|-------------------|
| | | \$ | \$ | \$ | \$ |
| 01 | Administrative Fees and Charges - Brought Forward | 534,277,837 | 236,175,150 | 231,330,565 | 202,511,401 |
| 002 | Commissioner of Co-operatives (Chap 81:03) | 20 | 60 | 20 | 20 |
| 003 | Registrar, Friendly Societies (Chap 32:50) | 146 | 130 | 50 | 50 |
| | | 206 | 240 | 140 | 120 |
| LM1 | COMMISSIONER STATE LANDS MINISTRY OF LAND AND MARINE RESOURCES | | | | |
| 001 | Commissioner of State Lands Search Fees | - | - | - | - |
| 002 | Miscellaneous | 3,670 | - | - | - |
| 003 | Licence Fee for Land Reclamation (Ch. 57:01) | 5,260 | - | - | - |
| 004 | Preparation and Processing of Agreement and Leases | 95,300 | - | - | - |
| 005 | Processing of Reclamation and Jetty Licences | 425,750 | - | - | - |
| 006 | Approval of Building Plans on Lands subject to State Leases | 22,096 | - | - | - |
| 007 | Grant of Consent to Assign (Ch. 57:01) | 101,225 | - | - | - |
| | | 653,301 | - | - | - |
| M31 | CHIEF MAGISTRATE MAGISTRACY - JUDICIARY | | | | |
| 001 | District and Petty Civil Courts (Chap 4:21) | 18,921 | 40,000 | 20,000 | 20,000 |
| 002 | Magistrates' Courts (Chap 4:20) | 125,882 | 120,000 | 130,000 | 130,000 |
| 003 | Liquor Licences - Application Fees (Chap 84:10) | 37,929 | 44,000 | 38,000 | 38,000 |
| 004 | Magistrates' Notes of Evidence (Chap 4:20) | 175,198 | 170,000 | 170,000 | 170,000 |
| | | 357,930 | 374,000 | 358,000 | 358,000 |
| NS1 | PERMANENT SECRETARY MINISTRY OF NATIONAL SECURITY | | | | |
| 001 | Naturalisation Certificates (Chap 1:50) | 9,920 | 15,000 | 2,000 | 5,000 |
| 002 | Registration as a Citizen (Chap 1:50) | 96,035 | 160,000 | 50,000 | 65,000 |
| 003 | Work Permits - Application Fees (Chap 18:01) | 3,574,200 | 3,800,000 | 3,800,000 | 3,800,000 |
| 004 | Work Permits - Duration Fees (Chap 18:01) | 23,771,250 | 27,000,000 | 27,400,000 | 27,000,000 |
| 005 | Travelling Salesmen - Permit Fees (Chap 18:01) | - | - | - | - |
| 006 | Certificate of Residence (Chap 18:01) | 202,300 | 400,000 | 105,000 | 150,000 |
| 007 | Trinidad and Tobago Forensic Science Centre-Fees for Services (Chap 7:02) | 20,830 | 23,000 | 30,000 | 30,000 |
| 008 | Overseas Missionary Permits (Chap 18:01) | 126,500 | 140,000 | 130,000 | 140,000 |
| | | 27,801,035 | 31,538,000 | 31,517,000 | 31,190,000 |
| NS2 | CHIEF IMMIGRATION OFFICER MINISTRY OF NATIONAL SECURITY | | | | |
| 001 | Passport and Permit Fees (Chap 18:01) | 52,866,280 | 44,000,000 | 43,400,000 | 52,000,000 |
| 002 | Immigration - Boarding and Clearing Fees (Chap 18:01) | 1,274,900 | 1,400,000 | 1,300,000 | 1,300,000 |
| | Administrative Fees and Charges Carried Forward | 617,231,449 | 313,487,340 | 307,905,635 | 287,359,471 |

Trinidad and Tobago

Head 07 - OTHER NON-TAX REVENUE

| Sub-Head / Receiver / Item / Sub-Item | | 2015 Actual | 2016 Estimates | 2016 Revised Estimates | 2017 Estimates |
|---------------------------------------|--|-------------------|-------------------|------------------------------|-------------------|
| 01 | Administrative Fees and Charges - Brought Forward | \$ 617,231,449 | \$ 313,487,340 | \$ 307,905,635 | \$ 287,359,471 |
| 003 | Certificate of Residence under Amnesty Programme - Application Fee (Chap 18:01) | - | - | 250 | - |
| 005 | Restoration of Citizenship - Application Fees (Chap 1:50) | 10,098 | 10,000 | 2,500 | 3,000 |
| 006 | Restoration of Citizenship - Certificate Fees (Chap 1:50) | 52,464 | 60,000 | 4,500 | 5,000 |
| 007 | Issue of Letters confirming Citizenship or Residence (Chap 18:01) | 40,712 | 40,000 | 10,000 | 10,000 |
| | | 54,244,454 | 45,510,000 | 44,717,250 | 53,318,000 |
| NS3 | COMMISSIONER OF POLICE TRINIDAD AND TOBAGO POLICE SERVICE | | | | |
| 001 | Clothing and Powder Cart | 148,700 | 500 | 2,000 | 2,000 |
| 003 | Miscellaneous | 9,339,940 | 9,300,000 | 9,500,000 | 9,500,000 |
| 004 | Fees for lodgement of firearms (Ch. 16:01) | 92,180 | 110,000 | 110,000 | 110,000 |
| | | 9,580,820 | 9,410,500 | 9,612,000 | 9,612,000 |
| NS4 | CHIEF FIRE OFFICER MINISTRY OF NATIONAL SECURITY | | | | |
| 001 | Special Services (Ch. 35:50) | 644,735 | 700,000 | 600,000 | 600,000 |
| 002 | Examination Fees (Ch. 35:50) | 1,000 | - | - | - |
| | | 645,735 | 700,000 | 600,000 | 600,000 |
| PA1 | PERMANENT SECRETARY MINISTRY OF PUBLIC ADMINISTRATION AND COMMUNICATIONS | | | | |
| 001 | Censor Cinematograph Film (Ch. 20:10) (Formerly CMI Ministry of Communications) | - | - | - | 30,000 |
| PL2 | DIRECTOR OF STATISTICS MINISTRY OF PLANNING AND DEVELOPMENT | | | | |
| 001 | Supply of Statistical Information (Ch. 19:02) | - | 75,000 | - | 80,000 |
| 002 | Computer Service (C. S. O.) (Ch. 19:02) | 435 | 24,000 | - | 26,000 |
| | | 435 | 99,000 | - | 106,000 |
| PUI | PERMANENT SECRETARY MINISTRY OF PUBLIC UTILITIES | | | | |
| 004 | Government Electrical Inspector's Fees (Ch. 54:72) | 5,397,194 | 5,000,000 | 5,000,000 | 5,000,000 |
| 005 | Specialized Services - Meteorological Services Division (Formerly EVI Ministry of the Environment and Water Resources) | - | 50,000 | 21,500 | 25,000 |
| | Administrative Fees and Charges Carried Forward | 632,958,907 | 328,856,840 | 323,156,385 | 302,750,471 |

Trinidad and Tobago

Head 07 - OTHER NON-TAX REVENUE

| Sub-Head / Receiver / Item / Sub-Item | | 2015 Actual | 2016 Estimates | 2016 Revised Estimates | 2017 Estimates |
|---------------------------------------|---|----------------|-------------------|------------------------------|-------------------|
| | | \$ | \$ | \$ | \$ |
| 01 | Administrative Fees and Charges - Brought Forward | 632,958,907 | 328,856,840 | 323,156,385 | 302,750,471 |
| 006 | Water Improvement Rates (Chop 54:41) (Formerly EVI Ministry of the Environment and Water Resources) | - | 290,000,000 | 260,000,000 | 242,200,000 |
| | | 5,397,194 | 295,050,000 | 265,021,500 | 247,225,000 |
| SC1 | DIRECTOR OF PERSONNEL ADMINISTRATION SERVICE COMMISSIONS DEPARTMENT | | | | |
| 001 | Civil Service Entrance Examination Fees (Ch. 23:01) | 75,765 | 526,250 | 45,000 | 500,000 |
| 002 | Fees for copies of judgement orders by the Police Service Commission (Ch. 01:01) | 50 | - | 285 | - |
| 003 | Legal Judgements in favour of Service Commissions Department | - | - | - | - |
| | | 75,815 | 526,250 | 45,285 | 500,000 |
| SD1 | PERMANENT SECRETARY MINISTRY OF SOCIAL DEVELOPMENT AND FAMILY SERVICES | | | | |
| 001 | Adult classes (Formerly CDI Ministry of Community Development) | - | 150 | 50 | 150 |
| SJ1 | REGISTRAR SUPREME COURT - JUDICIARY | | | | |
| 001 | Registrar, Supreme Court (Chap 4:01) | 2,008,874 | 2,600,000 | 2,000,000 | 2,000,000 |
| 002 | Commissioner, Workman's Compensation Ordinance (Chap 88:05) | - | - | - | - |
| 003 | Notaries Public Registration Fees (Chap 6:51) | 3,000 | 2,000 | - | 2,000 |
| 004 | Marshal (Chap 4:01) | 1,978 | 1,800 | 1,900 | 2,000 |
| | | 2,013,852 | 2,603,800 | 2,001,900 | 2,004,000 |
| SP1 | PERMANENT SECRETARY MINISTRY OF SPORT AND YOUTH AFFAIRS | | | | |
| 001 | Community Swimming Pools | 159,841 | 150,000 | 180,000 | 175,000 |
| TA1 | REGISTRAR TAX APPEAL BOARD | | | | |
| 001 | Appeal Board (Ch. 4:50) | 10 | - | - | - |
| TE1 | PERMANENT SECRETARY MINISTRY OF TERTIARY EDUCATION AND SKILLS TRAINING | | | | |
| 001 | Examination Fees | 15,110 | - | - | - |
| | Administrative Fees and Charges Carried Forward | 635,223,535 | 622,137,040 | 585,383,620 | 547,629,621 |

Trinidad and Tobago

Head 07 - OTHER NON-TAX REVENUE

| Sub-Head / Receiver / Item / Sub-Item | | 2015 Actual | 2016 Estimates | 2016 Revised Estimates | 2017 Estimates |
|---------------------------------------|---|-------------------|-------------------|------------------------------|-------------------|
| 01 | Administrative Fees and Charges - Brought Forward | \$ 635,223,535 | \$ 622,137,040 | \$ 585,383,620 | \$ 547,629,621 |
| TP2 | TRANSPORT COMMISSIONER MINISTRY OF TRANSPORT | | | | |
| 001 | Weighbridge Fees (Chap 48:50) | 760,370 | - | - | - |
| 002 | Miscellaneous | - | - | - | - |
| 003 | Registration Fee for Testing Station (Chap 48:50) | 3,000 | - | - | - |
| 004 | Renewal Fee for Testing Station (Chap 48:50) | 26,500 | - | - | - |
| 005 | Examiner Certificate Fee (Chap 48:50) | 8,900 | - | - | - |
| 006 | Renewal of Examiner Certificate Fee (Chap 48:50) | 3,600 | - | - | - |
| | | 802,370 | - | - | - |
| TP3 | DIRECTOR MARITIME SERVICES MINISTRY OF TRANSPORT | | | | |
| 001 | Shipping Office Fees (Chap 50:10) | 29,480 | - | - | - |
| TR1 | PERMANENT SECRETARY MINISTRY OF TRADE AND INDUSTRY | | | | |
| 001 | Events Centre - Fees for Service | - | - | - | - |
| 002 | Inspectors of Weights and Measures | 35,900 | 50,000 | - | - |
| 003 | Censor Cinematograph Film (Ch. 20:10) | 29,571 | - | - | - |
| | | 65,471 | 50,000 | - | - |
| WT2 | TRANSPORT COMMISSIONER MINISTRY OF WORKS AND TRANSPORT (FORMERLY TP2 MINISTRY OF TRANSPORT) | | | | |
| 001 | Weighbridge Fees (Chap 48:50) | - | 720,000 | 700,000 | 720,000 |
| 002 | Miscellaneous | - | - | - | - |
| 003 | Registration Fee for Testing Station (Chap 48:50) | - | 2,000 | 2,000 | 2,000 |
| 004 | Renewal Fee for Testing Station (Chap 48:50) | - | 35,000 | 30,000 | 35,000 |
| 005 | Examiner Certificate Fee (Chap 48:50) | - | 10,000 | 11,500 | 12,000 |
| 006 | Renewal of Examiner Certificate Fee (Chap 48:50) | - | 7,000 | 6,000 | 6,000 |
| | | - | 774,000 | 749,500 | 775,000 |
| WT3 | DIRECTOR MARITIME SERVICES MINISTRY OF WORKS AND TRANSPORT (FORMERLY TP3 MINISTRY OF TRANSPORT) | | | | |
| 001 | Shipping Office Fees (Chap 50:10) | - | 60,000 | 15,000 | 100,000 |
| 002 | Vessel lay up Fees | - | - | - | - |
| | | - | 60,000 | 15,000 | 100,000 |
| | Sub-Head Total | 636,120,856 | 623,021,040 | 586,148,120 | 548,504,621 |

Trinidad and Tobago

Head 07 - OTHER NON-TAX REVENUE

| Sub-Head / Receiver / Item / Sub-Item | | 2015 Actual | 2016 Estimates | 2016 Revised Estimates | 2017 Estimates |
|---------------------------------------|--|----------------|-------------------|------------------------------|-------------------|
| 02 | <u>Fines and Forfeitures</u> | \$ | \$ | \$ | \$ |
| CM1 | PERMANENT SECRETARY MINISTRY OF COMMUNICATIONS | | | | |
| 001 | Penalties and Fines - National Library and Information Services (NALIS) Formerly Central Library (Formerly ED1 Ministry of Education) | - | 3,000 | 15,500 | - |
| ED1 | PERMANENT SECRETARY MINISTRY OF EDUCATION | | | | |
| 001 | Penalties and Fines - National Library and Information Services (NALIS) Formerly Central Library | 11,016 | - | - | - |
| FN1 | COMPTROLLER OF ACCOUNTS MINISTRY OF FINANCE | | | | |
| 001 | Fines and Penalties under the Financial Institutions Act No 26 of 2008 (Ch. 79:09) | 130,598 | 300,000 | 126,000 | 150,000 |
| FN3 | COMPTROLLER OF CUSTOMS AND EXCISE MINISTRY OF FINANCE | | | | |
| 001 | Fines and Seizures (Ch. 78:50)(Ch. 78:01) | 2,883,044 | 7,000,000 | 4,714,980 | 4,500,000 |
| FN6 | PERMANENT SECRETARY MINISTRY OF FINANCE | | | | |
| 001 | Penalties - Securities & Exchange Commission (Chap 83:02) | 799,668 | 1,000,000 | 135,000 | 250,000 |
| IC1 | REGISTRAR INDUSTRIAL COURT | | | | |
| 001 | Fines (Ch. 88:01) | 344,000 | 100,000 | 250,000 | 200,000 |
| JT1 | COMMISSIONER OF PRISONS MINISTRY OF JUSTICE | | | | |
| 001 | Fines (Chap 13:01) | 1,379,059 | - | - | - |
| MJ1 | CHIEF MAGISTRATE MAGISTRACY - JUDICIARY | | | | |
| 001 | Magistrates' Courts (Chap 4:20) | 25,963,731 | 24,500,000 | 27,000,000 | 25,000,000 |
| | Fines and Forfeitures Carried forward | 31,511,116 | 32,903,000 | 32,241,480 | 30,100,000 |

Trinidad and Tobago

Head 07 - OTHER NON-TAX REVENUE

| Sub-Head / Receiver / Item / Sub-Item | | 2015 Actual | 2016 Estimates | 2016 Revised Estimates | 2017 Estimates |
|---------------------------------------|---|----------------|-------------------|------------------------------|-------------------|
| | | \$ | \$ | \$ | \$ |
| 02 | Fines and Forfeitures - Brought Forward | 31,511,116 | 32,903,000 | 32,241,480 | 30,100,000 |
| 002 | Petty Civil Courts (Chap 4:21) | 6 | 600 | 100 | 100 |
| 003 | Poundage Fees (Chap 67:03) | 8,200 | 3,500 | 1,000 | 1,200 |
| 004 | Miscellaneous | 84,265 | 80,000 | 15,500 | 80,000 |
| 005 | Motor Vehicles and Road Traffic (Fixed Penalty) (Amendment) Regulations, 1984 (Ticket System) (Chap 48:52) | 42,830,678 | 48,000,000 | 44,000,000 | 45,200,000 |
| | | 68,886,880 | 72,584,100 | 71,016,600 | 70,281,300 |
| NS2 | CHIEF IMMIGRATION OFFICER MINISTRY OF NATIONAL SECURITY | | | | |
| 001 | Fines (Chap 18:01) | 6,100 | 100,000 | - | 8,000 |
| NS4 | CHIEF FIRE OFFICER MINISTRY OF NATIONAL SECURITY | | | | |
| 001 | Fines (Chap 35:50) | 9,800 | 3,000 | - | 3,000 |
| NS5 | COMMISSIONER OF PRISONS MINISTRY OF NATIONAL SECURITY (FORMERLY JTI MINISTRY OF JUSTICE) | | | | |
| 001 | Fines (Chap 13:01) | - | 3,000 | 10,000 | 3,000 |
| PA1 | PERMANENT SECRETARY MINISTRY OF PUBLIC ADMINISTRATION AND COMMUNICATIONS | | | | |
| 001 | Penalties and Fines - National Library and Information Services (NALIS) Formerly Central Library (Formerly CMI Ministry of Communications) | - | - | - | 15,000 |
| SC1 | DIRECTOR OF PERSONNEL ADMINISTRATION SERVICE COMMISSIONS DEPARTMENT | | | | |
| 001 | Fines (Chap. 1:01) | 2,711 | 16,000 | - | 3,000 |
| SJ1 | REGISTRAR SUPREME COURT - JUDICIARY | | | | |
| 001 | Supreme Court (Chap 4:01) | 79,203 | 40,000 | 75,000 | 75,000 |
| 002 | Poundage Fees (Chap. 4:01) | 44,559 | 100,000 | 10,000 | 25,000 |
| | | 123,762 | 140,000 | 85,000 | 100,000 |
| | Fines and Forfeitures Carried Forward | 74,576,638 | 81,249,100 | 76,353,080 | 75,513,300 |

Trinidad and Tobago

Head 07 - OTHER NON-TAX REVENUE

| Sub-Head / Receiver / Item / Sub-Item | | 2015 Actual | 2016 Estimates | 2016 Revised Estimates | 2017 Estimates |
|---------------------------------------|---|------------------|-------------------|------------------------------|-------------------|
| 02 | Fines and Forfeitures - Brought Forward | \$ 74,576,638 | \$ 81,249,100 | \$ 76,353,080 | \$ 75,513,300 |
| TP2 | TRANSPORT COMMISSIONER MINISTRY OF TRANSPORT | | | | |
| 001 | Fines - Late Registration of Transfer (Used Motor Vehicles) (Chap. 48:50) | 66,455 | - | - | - |
| 002 | Penalty-Late Renewal of Driving Permits (Ch. 48:50) | 2,590,725 | - | - | - |
| | | 2,657,180 | - | - | - |
| TP3 | DIRECTOR MARITIME SERVICES MINISTRY OF TRANSPORT | | | | |
| 001 | Fines - Offences under the Shipping Act No. 24 of 1987 | - | - | - | - |
| WT2 | TRANSPORT COMMISSIONER MINISTRY OF WORKS AND TRANSPORT (FORMERLY TP2 MINISTRY OF TRANSPORT) | | | | |
| 001 | Fines - Late Registration of Transfer (Used Motor Vehicles) (Ch. 48:50) | - | 110,000 | 110,000 | 85,000 |
| 002 | Penalty-Late Renewal of Driving Permits (Ch. 48:50) | - | 2,200,000 | 4,400,000 | 2,700,000 |
| | | - | 2,310,000 | 4,510,000 | 2,785,000 |
| WT3 | DIRECTOR MARITIME SERVICES MINISTRY OF WORKS AND TRANSPORT (FORMERLY TP3 MINISTRY OF TRANSPORT) | | | | |
| 001 | Fines - Offences under the Shipping Act No. 24 of 1987 (Chap 50:10) | - | - | - | - |
| | Sub-Head Total | 77,233,818 | 83,559,100 | 80,863,080 | 78,298,300 |
| 03 | Pension Contributions | | | | |
| FN1 | COMPTROLLER OF ACCOUNTS MINISTRY OF FINANCE | | | | |
| 001 | Contributions to Widows' and Orphans' Pension Scheme (Chap. 23:54) | 742,802 | 850,000 | 671,286 | 750,000 |
| 002 | Police Service- Contribution to Superannuation Fund (Chap. 23:52) | 4,681,686 | 8,000,000 | 6,312,756 | 5,000,000 |
| 003 | Fire Services - Contribution to Superannuation Fund (Chap. 23:52) | 2,508,651 | 2,500,000 | 3,852,599 | 2,510,000 |
| | Pension Contributions Carried Forward | 7,933,139 | 11,350,000 | 10,836,641 | 8,260,000 |

Trinidad and Tobago

Head 07 - OTHER NON-TAX REVENUE

| Sub-Head / Receiver / Item / Sub-Item | 2015 Actual | 2016 Estimates | 2016 Revised Estimates | 2017 Estimates |
|--|----------------------|----------------------|------------------------------|----------------------|
| | \$ | \$ | \$ | \$ |
| 03 Pension Contributions - Brought Forward | 7,933,139 | 11,350,000 | 10,836,641 | 8,260,000 |
| 004 Provident Fund Bonus Surrendered and Forfeited (Chap. 23:57) | - | - | - | - |
| 005 Trinidad and Tobago Defence Force - Contribution to Superannuation Fund (Chap. 23:52) | 29,112,001 | 30,000,000 | 28,884,474 | 30,000,000 |
| 006 Members of Parliament | 1,448,678 | 1,500,000 | 877,934 | 1,500,000 |
| 007 Heads of Missions (Chap. 17:04) | 323,968 | 200,000 | 123,928 | 330,000 |
| 008 Officers on Secondment (Chap. 23:52) | | | | |
| 02 University of the West Indies | 229,875 | 150,000 | 170,028 | 230,000 |
| 03 Public Transport Service Corporation | - | - | - | - |
| 04 Commonwealth Caribbean Regional Secretariat | - | - | - | - |
| 08 Chaguaramas Development Authority | - | - | - | - |
| 09 National Insurance Property Development Company Limited | - | - | - | - |
| 11 Trinidad and Tobago Bureau of Standards | - | 15,000 | - | 15,000 |
| 12 Legal Aid and Advisory Authority | 2,039 | 15,000 | - | 3,000 |
| 13 Port Authority of Trinidad and Tobago | - | - | - | - |
| 15 Trinidad and Tobago Unified Teachers' Association | - | - | - | - |
| 16 Airports Authority of Trinidad and Tobago | - | - | 45,027 | - |
| 19 Caribbean Examinations Councils | - | - | - | - |
| 20 National Institute of Higher Education Research Science and Technology (NIHERST) | 56,708 | 45,000 | 50,201 | 60,000 |
| 23 Public Services Association | - | - | - | - |
| 26 National Helicopter Services Limited | - | - | - | - |
| 27 Youth Training and Employment Partnership Programme Limited (YTEPP) | - | - | - | - |
| 28 Eric Williams Medical Sciences Complex | - | - | - | - |
| 31 Environmental Management Authority | - | - | - | - |
| 32 National Training Agency | - | - | - | - |
| 33 Trinidad & Tobago Securities & Exchange Commission | 83,440 | 50,000 | - | 90,000 |
| 34 Trinidad & Tobago Industrial Development Corporation (TIDCO) | - | - | - | - |
| 35 National Agricultural Marketing and Development Corporation (NAMDEVCO) | 86,512 | 30,000 | 46,056 | 35,000 |
| 36 Central Bank of Trinidad and Tobago | - | - | - | - |
| 37 College of Science Technology and Applied Arts of Trinidad and Tobago | - | - | - | - |
| 38 Asa Wright Nature Centre | - | - | - | - |
| 39 Telecommunications Authority of T & T | - | 35,000 | 87,986 | 87,986 |
| 40 University of Trinidad and Tobago (UTT) | 205,519 | 120,000 | - | 210,000 |
| 41 Accreditation Council of Trinidad and Tobago (ACTT) | - | - | - | - |
| 009 Prison Service - Contribution to Superannuation Fund (Chap. 13:02) | 434,218 3,600,675 | 310,000 3,200,000 | 229,270 5,718,842 | 500,986 3,700,000 |
| Sub-Head Total | 43,082,554 | 46,710,000 | 46,841,117 | 44,520,986 |

Trinidad and Tobago

Head 07 - OTHER NON-TAX REVENUE

| Sub-Head / Receiver / Item / Sub-Item | | 2015 Actual | 2016 Estimates | 2016 Revised Estimates | 2017 Estimates |
|---------------------------------------|--|----------------|-------------------|------------------------------|-------------------|
| 04 | <u>Non-Industrial Sales</u> | \$ | \$ | \$ | \$ |
| AL1 | PERMANENT SECRETARY MINISTRY OF AGRICULTURE, LAND AND FISHERIES | | | | |
| 001 | Sale of Plants and Produce (Formerly FP1 Ministry of Food Production) | | | | |
| 01 | St. Augustine Station | - | 1,130,000 | 1,402,115 | 1,200,000 |
| 02 | La Reunion Station | - | 1,000,000 | 1,229,961 | 1,000,000 |
| 04 | Marper Farm | - | 800,000 | 784,220 | 600,000 |
| 004 | Central Experimental Station (Formerly FP1 Ministry of Food Production) | - | 2,930,000 | 3,416,296 | 2,800,000 |
| 005 | Extension Services Division (Formerly FP1 Ministry of Food Production) | - | 520,000 | 326,581 | 300,000 |
| 006 | St. Joseph Farm - Trinidad (Formerly FP1 Ministry of Food Production) | - | 100,000 | 112,117 | 50,000 |
| 008 | Fisheries - Sale of Fruits and Produce (Formerly FP1 Ministry of Food Production) | - | 380,000 | 645,911 | 400,000 |
| 009 | Sale of Apiary Products (Formerly FP1 Ministry of Food Production) | - | - | 4,463 | - |
| 010 | Choquaramas Estate (Formerly FP1 Ministry of Food Production) | - | 10,000 | 17,190 | 15,000 |
| 012 | Choquaramas Agricultural Development Project (Formerly FP1 Ministry of Food Production) | - | 10,000 | 240 | 5,000 |
| 014 | Choquaramas Agricultural Development Project (Formerly FP1 Ministry of Food Production) | - | 160,000 | 42,281 | 75,000 |
| 016 | State Lands Development Projects - Sale of Animals (Formerly FP1 Ministry of Food Production) | - | - | - | - |
| 018 | Sale of Drugs (Formerly FP1 Ministry of Food Production) | - | 100,000 | 103,342 | 100,000 |
| 021 | Hillside Station (St Michael Estate) (Formerly FP1 Ministry of Food Production) | - | 5,000 | 3,871 | 5,000 |
| 022 | La Pastora Station (Horticulture Division) (Formerly FP1 Ministry of Food Production) | - | 340,000 | 474,273 | 300,000 |
| 023 | Sale of fertilizer to Caribbean Chemicals and Projects Agencies Ltd. (Formerly FP1 Ministry of Food Production) | - | - | - | - |
| 024 | Forests - Miscellaneous (Formerly EV1 Ministry of the Environment and Water Resources) | - | 100,000 | 99,998 | 90,000 |
| 024 | Forests - Sale of Timber and Produce (Formerly EV1 Ministry of the Environment and Water Resources) | - | 9,500,000 | 2,586,084 | 8,000,000 |
| AL2 | DIRECTOR OF SURVEYS MINISTRY OF AGRICULTURE, LAND AND FISHERIES (FORMERLY LM2 MIN. OF LAND AND MARINE RESOURCES) | - | 14,155,000 | 7,832,647 | 12,140,000 |
| 001 | Hydrographic Unit - Sale of Nautical Documents | - | 5,100 | 6,037 | 5,000 |
| | Non-Industrial Sales Carried Forward | - | 14,160,100 | 7,838,684 | 12,145,000 |

Trinidad and Tobago

Head 07 - OTHER NON-TAX REVENUE

| Sub-Head / Receiver / Item / Sub-Item | | 2015 Actual | 2016 Estimates | 2016 Revised Estimates | 2017 Estimates |
|---------------------------------------|---|----------------|-------------------|------------------------------|-------------------|
| | | \$ | \$ | \$ | \$ |
| 04 | Non-Industrial Sales - Brought Forward | - | 14,160,100 | 7,838,684 | 12,145,000 |
| 002 | Surveys - Sale of Maps, cadastral information and Other related documents | - | 100,000 | 27,556 | 75,000 |
| 003 | Sale of Survey Control Information (Ch. 58:04) | - | 6,000 | 4,200 | 6,000 |
| 004 | Sale of Digital Products (Ch. 58:04) | - | 110,000 | 27,127 | 100,000 |
| | | - | 221,100 | 64,920 | 186,000 |
| AT5 | PERMANENT SECRETARY MINISTRY OF THE ATTORNEY GENERAL AND LEGAL AFFAIRS (FORMERLY LA3 MINISTRY OF LEGAL AFFAIRS) | | | | |
| 001 | Sale of Publications (Chap. 3:02) | - | 150,000 | 80,650 | 75,000 |
| CA1 | PERMANENT SECRETARY MINISTRY OF COMMUNITY DEVELOPMENT, CULTURE AND THE ARTS | | | | |
| 001 | Sale of Goods (Formerly CD1 Ministry of Community Development) | - | 300 | - | 300 |
| 002 | National Cultural Council - Sale of Literature (Formerly ND1 Ministry of National Diversity and Social Integration) | - | 4,000 | - | 4,000 |
| | | - | 4,300 | - | 4,300 |
| CD1 | PERMANENT SECRETARY MINISTRY OF COMMUNITY DEVELOPMENT | | | | |
| 001 | Sale of Goods | - | - | - | - |
| CM1 | PERMANENT SECRETARY MINISTRY OF COMMUNICATIONS | | | | |
| 001 | Printing and Stationery (Formerly PUI Ministry of Public Utilities) | - | 150,000 | 329,399 | - |
| EB1 | CHIEF ELECTION OFFICER ELECTIONS AND BOUNDARIES COMMISSION | | | | |
| 001 | Electoral - Sale of Lists (Chap 2:01) | 106,417 | 45,000 | 10,806 | 10,000 |
| 002 | Electoral - Sale of I.D. Cards and Loss of Original (Chap. 2:01) | 11,730 | - | 1,790 | - |
| 003 | Electoral Sale of Maps (Chap 2:01) | 29,613 | 35,000 | 5,673 | 25,000 |
| 004 | Electoral - Sale of Reports (Chap 2:01) | 7,691 | 7,000 | 1,710 | 5,000 |
| | | 155,451 | 87,000 | 19,979 | 40,000 |
| EN1 | PERMANENT SECRETARY MINISTRY OF ENERGY AND ENERGY INDUSTRIES | | | | |
| 001 | Sale of Reports and Maps | 110,334 | 50,000 | 900 | 10,000 |
| | Non-Industrial Sales Carried Forward | 265,785 | 14,817,400 | 8,328,495 | 12,455,300 |

Trinidad and Tobago

Head 07 - OTHER NON-TAX REVENUE

| Sub-Head / Receiver / Item / Sub-Item | | 2015 Actual | 2016 Estimates | 2016 Revised Estimates | 2017 Estimates |
|---------------------------------------|---|----------------|-------------------|------------------------------|-------------------|
| 04 | Non-Industrial Sales - Brought Forward | \$ 265,785 | \$ 14,817,400 | \$ 8,328,495 | \$ 12,455,300 |
| EV1 | PERMANENT SECRETARY MINISTRY OF THE ENVIRONMENT AND WATER RESOURCES | | | | |
| 002 | Forests - Miscellaneous | 128,132 | - | - | - |
| 003 | Forests - Sale of Timber and Produce | 11,877,998 | - | - | - |
| | | 12,006,130 | - | - | - |
| FN1 | COMPTROLLER OF ACCOUNTS MINISTRY OF FINANCE | | | | |
| | SALE OF GOVERNMENT STORES AND OTHER PROPERTY | | | | |
| 001 | Sale of obsolete, redundant and unserviceable Government Stores and Property (Ch. 71:91) | 5,087,272 | 5,000,000 | 7,186,562 | 5,000,000 |
| 002 | Sale of Safes, Vault Doors, etc | - | - | - | - |
| | | 5,087,272 | 5,000,000 | 7,186,562 | 5,000,000 |
| FN3 | COMPTROLLER OF CUSTOMS AND EXCISE MINISTRY OF FINANCE | | | | |
| 001 | Sale of Spirits Stock Books (Ch. 84:10) | 4,740 | 5,000 | 6,879 | 5,000 |
| 002 | Sale of Certificate Books (Spirit Removal) (Ch. 84:10) | 72,811 | 120,000 | 78,876 | 80,000 |
| 003 | Sale of Certificate Books (Petrol Removal) (Ch. 78:50) | 40,300 | 55,000 | 65,000 | 40,000 |
| 004 | Sale of Goods | - | 300 | 3 | 300 |
| | | 117,851 | 180,300 | 150,758 | 125,300 |
| FP1 | PERMANENT SECRETARY MINISTRY OF FOOD PRODUCTION | | | | |
| 001 | Sale of Plants and Produce | | | | |
| 01 | St. Augustine Station | 1,139,132 | - | - | - |
| 02 | Lo Reunion Station | 916,920 | - | - | - |
| 04 | Marper Farm | 849,542 | - | - | - |
| | | 2,905,594 | - | - | - |
| 004 | Central Experimental Station | 431,364 | - | - | - |
| 005 | Extension Services Division | 100,152 | - | - | - |
| 006 | St. Joseph Farm - Trinidad | 400,273 | - | - | - |
| 008 | Fisheries - Sale of Fruits and Produce | - | - | - | - |
| 009 | Sale of Apiary Products | 15,085 | - | - | - |
| 010 | Chaguaramas Estate | 8,206 | - | - | - |
| 012 | Chaguaramas Agricultural Development Project | 112,419 | - | - | - |
| | Non-Industrial Sales Carried Forward | 21,450,131 | 19,997,700 | 15,665,815 | 17,580,600 |

Trinidad and Tobago

Head 07 - OTHER NON-TAX REVENUE

| Sub-Head / Receiver / Item / Sub-Item | | 2015 Actual | 2016 Estimates | 2016 Revised Estimates | 2017 Estimates |
|---------------------------------------|--|------------------|-------------------|------------------------------|-------------------|
| 04 | Non-Industrial Sales - Brought Forward | \$ 21,450,131 | \$ 19,997,700 | \$ 15,665,815 | \$ 17,580,600 |
| 014 | State Lands Development Projects - Sale of Animals | - | - | - | - |
| 016 | Sale of Drugs | 88,579 | - | - | - |
| 018 | Hillside Station (St Michael Estate) | 2,321 | - | - | - |
| 021 | La Pastora Station (Horticulture Division) | 336,800 | - | - | - |
| 022 | Sale of Fertilizer to Caribbean Chemicals and Projects Agencies Limited | - | - | - | - |
| | | 4,400,793 | - | - | - |
| GY1 | PERMANENT SECRETARY MINISTRY OF GENDER, YOUTH AND CHILD DEVELOPMENT | | | | |
| 001 | Persto Praesto Estate - Sale of Produce | 17,073 | - | - | - |
| 002 | Chatham Youth Camp | 17,039 | - | - | - |
| | | 34,112 | - | - | - |
| HE1 | PERMANENT SECRETARY MINISTRY OF HEALTH | | | | |
| 003 | Sale of Stores | 281,394 | 1,200,000 | 43,187 | 100,000 |
| HS1 | PERMANENT SECRETARY MINISTRY OF HOUSING AND URBAN DEVELOPMENT | | | | |
| 001 | Sale of House Plans | - | - | - | - |
| IC1 | REGISTRAR INDUSTRIAL COURT | | | | |
| 001 | Sale of Publications | 206,785 | 150,000 | 204,863 | 100,000 |
| JT1 | COMMISSIONER OF PRISONS MINISTRY OF JUSTICE | | | | |
| 001 | Prison Industries | 154,788 | - | - | - |
| LA3 | PERMANENT SECRETARY MINISTRY OF LEGAL AFFAIRS | | | | |
| 001 | Sale of Publications (Chap. 3:02) | 77,270 | - | - | - |
| LM2 | DIRECTOR OF SURVEYS MINISTRY OF LAND AND MARINE RESOURCES | | | | |
| 001 | Hydrographic Unit - Sale of Nautical Documents (Chap. 58:04) | 5,840 | - | - | - |
| | Non-Industrial Sales Carried Forward | 22,638,020 | 21,347,700 | 15,913,865 | 17,780,600 |

Trinidad and Tobago

Head 07 - OTHER NON-TAX REVENUE

| Sub-Head / Receiver / Item / Sub-Item | | 2015 Actual | 2016 Estimates | 2016 Revised Estimates | 2017 Estimates |
|---------------------------------------|--|------------------|-------------------|------------------------------|-------------------|
| 04 | Non-Industrial Sales - Brought Forward | \$ 22,638,020 | \$ 21,347,700 | \$ 15,913,865 | \$ 17,780,600 |
| 002 | Surveys - Sale of Maps, cadastral information and Other related documents (Chap. 58: 04) | 78,036 | - | - | - |
| 003 | Sale of Survey Control Information (Ch. 58: 04) | 9,900 | - | - | - |
| 004 | Sale of Digital Products (Ch. 58: 04) | 62,480 | - | - | - |
| | | 156,256 | - | - | - |
| ND1 | PERMANENT SECRETARY MINISTRY OF NATIONAL DIVERSITY AND SOCIAL INTEGRATION | | | | |
| 001 | National Cultural Council - Sale of Literature | 3,545 | - | - | - |
| NS5 | COMMISSIONER OF PRISONS MINISTRY OF NATIONAL SECURITY (FORMERLY J11 MINISTRY OF JUSTICE) | | | | |
| 001 | Prison Industries | - | 200,000 | 118,843 | 100,000 |
| PA1 | PERMANENT SECRETARY MINISTRY OF PUBLIC ADMINISTRATION AND COMMUNICATIONS | | | | |
| 001 | Printing and Stationery (Formerly CM1 Ministry of Communications) | - | - | - | 150,000 |
| PL1 | PERMANENT SECRETARY MINISTRY OF PLANNING AND DEVELOPMENT | | | | |
| 002 | Sale of Documents | - | 10,000 | - | - |
| PUI | PERMANENT SECRETARY MINISTRY OF PUBLIC UTILITIES | | | | |
| 001 | Printing and Stationery | 141,508 | - | - | - |
| SJ1 | REGISTRAR SUPREME COURT - JUDICIARY | | | | |
| 001 | Sale of Annual Index | 168,367 | 320,000 | 290,016 | 200,000 |
| SP1 | PERMANENT SECRETARY MINISTRY OF SPORT AND YOUTH AFFAIRS | | | | |
| 001 | Persto Praesto Estate - Sole of Produce (Formerly GY1 Ministry of Gender, Youth and Child Development) | - | 22,000 | 19,239 | 22,000 |
| | Non-Industrial Sales Carried forward | 23,101,856 | 21,899,700 | 16,341,963 | 18,252,600 |

Trinidad and Tobago

Head 07 - OTHER NON-TAX REVENUE

| Sub-Head / Receiver / Item / Sub-Item | | 2015 Actual | 2016 Estimates | 2016 Revised Estimates | 2017 Estimates |
|---------------------------------------|---|------------------|-------------------|------------------------------|-------------------|
| 04 | Non-Industrial Sales - Brought Forward | \$ 23,101,856 | \$ 21,899,700 | \$ 16,341,963 | \$ 18,252,600 |
| 002 | Chatham Youth Camp (Formerly GYI Ministry of Gender, Youth and Child Development) | - | 2,500 | 17,116 | 2,500 |
| TA1 | REGISTRAR TAX APPEAL BOARD | - | 24,500 | 36,355 | 24,500 |
| 001 | Sale of Publications | - | 500 | - | - |
| TP2 | TRANSPORT COMMISSIONER MINISTRY OF TRANSPORT | | | | |
| 001 | Sale of Documents | - | - | - | - |
| 002 | Sale of Inspection Stickers (Chap. 48:50) | 3,322,500 | - | - | - |
| | | 3,322,500 | - | - | - |
| TP3 | DIRECTOR MARITIME SERVICES MINISTRY OF TRANSPORT | | | | |
| 001 | Sale of Records | 153,640 | - | - | - |
| 002 | Navigational Aids | - | - | - | - |
| | | 153,640 | - | - | - |
| WT2 | TRANSPORT COMMISSIONER MINISTRY OF WORKS AND TRANSPORT (FORMERLY TP2 MINISTRY OF TRANSPORT) | | | | |
| 001 | Sale of Documents | - | - | - | - |
| 002 | Sale of Inspection Stickers (Chap. 48:50) | - | 3,400,000 | 2,219,200 | 2,500,000 |
| | | - | 3,400,000 | 2,219,200 | 2,500,000 |
| WT3 | DIRECTOR MARITIME SERVICES MINISTRY OF WORKS AND TRANSPORT (FORMERLY TP3 MINISTRY OF TRANSPORT) | | | | |
| 001 | Sale of Records | - | 175,000 | 176,200 | 100,000 |
| 002 | Navigational Aids | - | - | - | - |
| | | - | 175,000 | 176,200 | 100,000 |
| | Sub-Head Total | 26,577,996 | 25,477,700 | 18,754,479 | 20,855,100 |

Trinidad and Tobago

Head 07 - OTHER NON-TAX REVENUE

| Sub-Head / Receiver / Item / Sub-Item | | 2015 Actual | 2016 Estimates | 2016 Revised Estimates | 2017 Estimates |
|---------------------------------------|---|----------------|-------------------|------------------------------|-------------------|
| 06 | <u>Other (Miscellaneous)</u> | \$ | \$ | \$ | \$ |
| AG1 | DEPUTY AUDITOR GENERAL AUDITOR GENERAL DEPARTMENT | | | | |
| | CONTRIBUTION FOR AUDIT ACCOUNTS | | | | |
| 001 | Port-of-Spain Corporation | - | 50,000 | - | 50,000 |
| 002 | San Fernando Corporation | - | 70,000 | - | - |
| 003 | Arima Borough Corporation | - | 200,000 | - | - |
| 004 | Point Fortin Borough Corporation | - | - | - | - |
| 005 | Agricultural Development Bank | - | - | 108,276 | 216,600 |
| 006 | Regional Corporations | 82,611 | 240,000 | - | 300,608 |
| 008 | Public Transport Service Corporation | - | - | - | 210,000 |
| 009 | Other Authorities | 1,226,720 | 2,469,900 | 1,568,379 | 2,062,852 |
| 010 | Chaguanas Borough Corporation | - | 145,000 | - | 8,185 |
| | | 1,309,331 | 3,174,900 | 1,676,655 | 2,848,245 |
| AT4 | CHIEF STATE SOLICITOR MINISTRY OF THE ATTORNEY GENERAL AND LEGAL AFFAIRS | | | | |
| 001 | Recovery of Cost | 198,186 | 200,000 | 490,032 | 400,000 |
| CA1 | PERMANENT SECRETARY MINISTRY OF COMMUNITY DEVELOPMENT, CULTURE AND THE ARTS | | | | |
| 002 | Proceeds from Best Village (Formerly CDI Ministry of Community Development) | - | 100,000 | 60,520 | 100,000 |
| CD1 | PERMANENT SECRETARY MINISTRY OF COMMUNITY DEVELOPMENT | | | | |
| 002 | Proceeds from Best Village | 96,990 | - | - | - |
| ED1 | PERMANENT SECRETARY MINISTRY OF EDUCATION | | | | |
| 001 | Recoveries of Expenses from Government Scholars (Formerly PA1 Ministry of Public Administration) | - | 2,500,000 | 8,102,934 | 2,500,000 |
| EN1 | PERMANENT SECRETARY MINISTRY OF ENERGY AND ENERGY INDUSTRIES | | | | |
| 001 | Seismographic Surveys | - | 1,500,000 | 391,290 | 1,000,000 |
| 002 | Surplus Income from the Sale of Petroleum Products (Chap 62:02) | 11,550,462 | 64,348,200 | 114,472,726 | 69,206,760 |
| | Other (Miscellaneous) Carried Forward | 13,154,969 | 71,823,100 | 125,194,157 | 76,055,005 |

Trinidad and Tobago

Head 07 - OTHER NON-TAX REVENUE

| Sub-Head / Receiver / Item / Sub-Item | | 2015 Actual | 2016 Estimates | 2016 Revised Estimates | 2017 Estimates |
|---------------------------------------|--|------------------|-------------------|------------------------------|-------------------|
| 06 | Other (Miscellaneous) - Brought Forward | \$ 13,154,969 | \$ 71,823,100 | \$ 125,194,157 | \$ 76,055,005 |
| 003 | Charge for relinquishing licensed area (Chap 62:01) | - | - | - | - |
| EVI | PERMANENT SECRETARY MINISTRY OF THE ENVIRONMENT AND WATER RESOURCES | 11,550,462 | 65,848,200 | 114,864,016 | 70,206,760 |
| 001 | Contribution by West Indian Governments towards cost of Meteorological Services at Rawinsonde Station, Piarc | - | - | - | - |
| 002 | Radar Contribution from Caribbean Meteorological Organisation | - | - | - | - |
| 003 | Damages and Recovery of Cost - Environmental Management Authority | - | - | - | - |
| FA1 | PERMANENT SECRETARY MINISTRY OF FOREIGN AND CARICOM AFFAIRS | - | - | - | - |
| 001 | Contribution of Overseas Staff towards the Cost of Living Accommodation (Chap.23:01) | 992,915 | 1,300,000 | 814,160 | 1,000,000 |
| FNI | COMPTROLLER OF ACCOUNTS MINISTRY OF FINANCE | | | | |
| 001 | Gain on Sale of Investments | 51,951 | 60,000 | 590 | 50,000 |
| 002 | Recoveries of Overpayments relating to previous years (Chap 69:01) | 45,846,246 | 40,000,000 | 55,788,626 | 40,000,000 |
| 005 | Life Insurance Companies Salary Deduction Plan | 513,436 | 500,000 | 511,182 | 520,000 |
| 008 | Telephone, Telegram and Cablegram Charges | 104,973 | 110,000 | 20,347 | 100,000 |
| 009 | Government Vehicles Insurance Fund | 884,265 | 100,000 | 1,031,401 | 100,000 |
| 010 | Sundry | 85,553,087 | 1,500,000 | 717,763 | 1,000,000 |
| 011 | Unclaimed Deposits | 67,174,047 | 20,000,000 | 15,001,940 | 20,000,000 |
| 012 | In-operative Accounts at Commercial Banks (Chap 79:09) | 14,218,092 | 18,000,000 | 16,872,841 | 18,000,000 |
| 013 | Recoveries of Expenses from Government Scholars | - | - | - | - |
| 016 | Fees - Payment for the use of Caption - "Brokers to the Government of Trinidad and Tobago." | 10,000 | 10,000 | - | 10,000 |
| 020 | Gain on Treasury Bills | - | 100,000 | - | 100,000 |
| 023 | Net Settlement on Swap Transaction - Loan - Citibank N.A. | 656,295,384 | 200,000,000 | 144,119,996 | 200,000,000 |
| 024 | Commitment Fee-Postal Services Reform Loan No. 44580TR | - | - | - | - |
| 025 | Recovery of Expenses - Items issued to Public Officers for personal use | 77,406 | 40,000 | 121,279 | 80,000 |
| | | 870,728,887 | 280,420,000 | 234,185,965 | 279,960,000 |
| | Other (Miscellaneous) Carried Forward | 884,876,771 | 353,543,100 | 360,194,282 | 357,015,005 |

Trinidad and Tobago

Head 07 - OTHER NON-TAX REVENUE

| Sub-Head / Receiver / Item / Sub-Item | 2015 Actual | 2016 Estimates | 2016 Revised Estimates | 2017 Estimates |
|--|-------------------|-------------------|------------------------------|-------------------|
| 06 Other (Miscellaneous) - Brought Forward | \$ 884,876,771 | \$ 353,543,100 | \$ 360,194,282 | \$ 357,015,005 |
| FN3 COMPTROLLER OF CUSTOMS AND EXCISE MINISTRY OF FINANCE | | | | |
| 001 Excise Warehouse (Ch. 78:50) | 458,320 | 600,000 | 233,762 | 400,000 |
| FN5 PERMANENT SECRETARY MINISTRY OF FINANCE (INVESTMENT DIVISION) | | | | |
| 002 Recovery of Expenses - National Enterprises Limited (NEL) | - | - | - | - |
| M31 CHIEF MAGISTRATE MAGISTRACY - JUDICIARY | | | | |
| 001 Costs Recovered | - | - | - | - |
| NS2 CHIEF IMMIGRATION OFFICER MINISTRY OF NATIONAL SECURITY | | | | |
| 001 Refund of Repatriation Expenses (Chap 18:01) | - | 450 | - | 500 |
| PA1 PERMANENT SECRETARY MINISTRY OF PUBLIC ADMINISTRATION AND COMMUNICATIONS | | | | |
| 001 Recoveries of Expenses from Government Scholars | 4,525,224 | - | - | - |
| PL1 PERMANENT SECRETARY MINISTRY OF PLANNING AND DEVELOPMENT | | | | |
| 003 Damages and Recovery of Cost - Environmental Management Authority (Chap 35:05) (Formerly EVI Ministry of the Environment and Water Resources) | - | - | - | 9,320,381 |
| PUI PERMANENT SECRETARY MINISTRY OF PUBLIC UTILITIES | | | | |
| 001 Contribution by West Indian Governments towards Cost of Meteorological Services at Rawinsonde Station, Piarcu (Formerly EVI Ministry of the Environment and Water Resources) | - | - | - | - |
| Other (Miscellaneous) Carried Forward | 889,860,315 | 354,143,550 | 360,428,044 | 366,735,886 |

Trinidad and Tobago

Head 07 - OTHER NON-TAX REVENUE

| Sub-Head / Receiver / Item / Sub-Item | | 2015 Actual | 2016 Estimates | 2016 Revised Estimates | 2017 Estimates |
|---------------------------------------|---|----------------|-------------------|------------------------------|-------------------|
| | | \$ | \$ | \$ | \$ |
| 06 | Other (Miscellaneous) - Brought Forward | 889,860,315 | 354,143,550 | 360,428,044 | 366,735,886 |
| 002 | Radar Contribution from Caribbean Meteorological Organisation (Formerly EVI Ministry of the Environment and Water Resources) | - | - | - | - |
| TP3 | DIRECTOR MARITIME SERVICES MINISTRY OF TRANSPORT | - | - | - | - |
| 001 | Overtime to Maritime Services Division | 45,200 | - | - | - |
| 002 | Navigational Aids Dues (formerly Operation and Maintenance of Navigational Aids) (Ch. 50:10) | 8,364,378 | - | - | - |
| 003 | Surveys and Examinations (Chap. 50:08) | 80,657 | - | - | - |
| 004 | Overtime to Shipping Master Organisation | - | - | - | - |
| | | 8,490,235 | - | - | - |
| W11 | PERMANENT SECRETARY MINISTRY OF WORKS AND INFRASTRUCTURE | - | - | - | - |
| 001 | Forfeiture of Performance Deposit Bond | - | - | - | - |
| WT1 | PERMANENT SECRETARY MINISTRY OF WORKS AND TRANSPORT | - | - | - | - |
| 001 | Forfeiture of Performance Deposit Bond (Formerly W11 Ministry of Works and Infrastructure) | - | - | - | - |
| WT3 | DIRECTOR MARITIME SERVICES MINISTRY OF WORKS AND TRANSPORT (FORMERLY TP3 MINISTRY OF TRANSPORT) | - | - | - | - |
| 001 | Overtime to Maritime Services Division | - | 35,000 | 88,723 | 40,000 |
| 002 | Navigational Aids Dues (formerly Operation and Maintenance of Navigational Aids) (Chap. 50:10) | - | 8,000,000 | 8,026,309 | 8,000,000 |
| 003 | Surveys and Examinations (Chap. 50:08) | - | 75,000 | 54,557 | 75,000 |
| 004 | Overtime to Shipping Master Organisation | - | - | - | - |
| | | - | 8,110,000 | 8,169,589 | 8,115,000 |
| | Sub-Head Total | 898,350,550 | 362,253,550 | 368,597,633 | 374,850,886 |

Trinidad and Tobago

Head 08 - REPAYMENT OF PAST LENDING

| Sub-Head / Receiver / Item / Sub-Item | | 2015 Actual | 2016 Estimates | 2016 Revised Estimates | 2017 Estimates |
|---------------------------------------|--|----------------|-------------------|------------------------------|-------------------|
| 03 | Repayment of Loans by Public Enterprises | \$ 14,812,424 | \$ 16,858,812 | \$ 2,665,415,615 | \$ 17,353,114 |
| 04 | Repayment of Loans by Other Enterprises | - | - | - | - |
| 06 | Repayment of Other Loans | 12,896,053 | 30,658,420 | 14,352,800 | 19,268,800 |
| 07 | Repayment of International Loans | - | - | - | - |
| Total | | 27,708,477 | 47,517,232 | 2,679,768,415 | 36,621,914 |

| | |
|------------------------|---------------|
| Estimates 2017 | 36,621,914 |
| Revised Estimates 2016 | 2,679,768,415 |
| Decrease | 2,643,146,501 |

| Sub-Head / Receiver / Item / Sub-Item | | 2015 Actual | 2016 Estimates | 2016 Revised Estimates | 2017 Estimates |
|---------------------------------------|--|----------------|-------------------|------------------------------|-------------------|
| 03 | Repayment of Loans by Public Enterprises | \$ | \$ | \$ | \$ |
| FNI | COMPTROLLER OF ACCOUNTS MINISTRY OF FINANCE | | | | |
| 002 | Trinidad and Tobago Mortgage Finance Company Limited | 9,009,696 | 9,858,812 | 9,858,812 | 9,010,000 |
| 025 | Trinidad and Tobago Postal Corporation | - | - | - | - |
| 026 | Sugar Manufacturing Company Limited (SMCL) | - | - | - | - |
| 027 | National Energy Skills Centre | - | - | - | - |
| 028 | Trinidad Generation Unlimited | - | - | 2,649,079,538 | - |
| | | 9,009,696 | 9,858,812 | 2,658,938,350 | 9,010,000 |
| HS1 | PERMANENT SECRETARY MINISTRY OF HOUSING AND URBAN DEVELOPMENT | | | | |
| 003 | Shelter Construction Financing Facility | 5,802,728 | 7,000,000 | 6,477,265 | 8,343,114 |
| Sub-Head Total | | 14,812,424 | 16,858,812 | 2,665,415,615 | 17,353,114 |

Trinidad and Tobago

Head 08 - REPAYMENT OF PAST LENDING

| Sub-Head / Receiver / Item / Sub-Item | | 2015 Actual | 2016 Estimates | 2016 Revised Estimates | 2017 Estimates |
|---------------------------------------|--|----------------|-------------------|------------------------------|-------------------|
| 04 | <u>Repayment of Loans by Other Enterprises</u> | \$ | \$ | \$ | \$ |
| FN1 | COMPTROLLER OF ACCOUNTS MINISTRY OF FINANCE | | | | |
| 013 | Naparima Star Lodge and Pride of Naparima Lodge | - | - | - | - |
| 015 | Holy Trinity Cathedral | - | - | - | - |
| | Sub-Head Total | - | - | - | - |
| 06 | <u>Repayment of Other Loans</u> | | | | |
| FN1 | COMPTROLLER OF ACCOUNTS MINISTRY OF FINANCE | | | | |
| 006 | Government of Belize | - | - | - | - |
| 008 | Caribbean Development Bank | - | - | - | - |
| 011 | Government of St Lucia | 6,343,150 | 6,352,800 | 6,352,800 | 6,400,000 |
| 012 | Government of Grenada | - | 5,868,800 | - | 5,868,800 |
| 013 | Government of St. Vincent | - | - | - | - |
| 014 | Government of Guyana | 6,552,903 | 18,436,820 | 8,000,000 | 7,000,000 |
| 015 | Shareholder Governments of LIAT (1974) Ltd in the Eastern Caribbean | - | - | - | - |
| 01 | Government of Antigua and Barbuda | - | - | - | - |
| 02 | Government of Barbados | - | - | - | - |
| 03 | Government of St Vincent and The Grenadines | - | - | - | - |
| | Sub-Head Total | 12,896,053 | 30,658,420 | 14,352,800 | 19,268,800 |
| 07 | <u>Repayment of International Loans</u> | | | | |
| FN1 | COMPTROLLER OF ACCOUNTS MINISTRY OF FINANCE | | | | |
| 001 | Business Expansion and Industrial Restructuring Loan-BEIRL | - | - | - | - |
| | Sub-Head Total | - | - | - | - |

Trinidad and Tobago

Head 09 - CAPITAL REVENUE

| Sub-Head / Receiver / Item / Sub-Item | | 2015 Actual | 2016 Estimates | 2016 Revised Estimates | 2017 Estimates |
|---------------------------------------|--|----------------|-------------------|------------------------------|-------------------|
| | | \$ | \$ | \$ | \$ |
| 02 | Sale of Assets | 3,339,684 | 2,003,570,000 | 3,200,000 | 503,296,935 |
| 07 | Unspent Balances Stat. Boards & Similar Bodies | 39,964,446 | 30,000,000 | 29,100,000 | 40,000,000 |
| 09 | Grants | 92,284,983 | 19,300,000 | 114,900,000 | 6,800,000 |
| 10 | Extraordinary | 4,853,641,652 | 7,300,000,000 | 3,600,014,713 | 8,190,000,000 |
| 11 | Transfers From Student Revolving Loan Fund | - | - | - | - |
| 12 | Transfers from Funds | - | 225,000,000 | 168,000,000 | - |
| Total | | 4,989,230,765 | 9,577,870,000 | 3,915,214,713 | 8,740,096,935 |

| | | |
|------------------------|-----|---------------|
| Estimates 2017 | ... | 8,740,096,935 |
| Revised Estimates 2016 | ... | 3,915,214,713 |
| Increase | ... | 4,824,882,222 |

| Sub-Head / Receiver / Item / Sub-Item | | 2015 Actual | 2016 Estimates | 2016 Revised Estimates | 2017 Estimates |
|---------------------------------------|--|----------------|-------------------|------------------------------|-------------------|
| | | \$ | \$ | \$ | \$ |
| 02 | Sale of Assets | | | | |
| AL3 | COMMISSIONER OF STATE LANDS MINISTRY OF AGRICULTURE, LAND AND FISHERIES (FORMERLY LMI MIN. OF LAND AND MARINE RESOURCES) | | | | |
| 001 | Sale of Lands, Formerly owned by Caroni (1975) Ltd | - | 3,570,000 | 3,200,000 | 3,296,935 |
| FN1 | COMPTROLLER OF ACCOUNTS MINISTRY OF FINANCE | | | | |
| 001 | Sale of Other Assets | - | - | - | - |
| FN5 | PERMANENT SECRETARY MINISTRY OF FINANCE (INVESTMENT DIVISION) | | | | |
| 001 | Sale of Shares in Methanol Holding International Limited (MHIL) | - | 2,000,000,000 | - | - |
| 002 | Sale of Other Assets | - | - | - | 500,000,000 |
| | | - | 2,000,000,000 | - | 500,000,000 |
| HS1 | PERMANENT SECRETARY MINISTRY OF HOUSING AND URBAN DEVELOPMENT | | | | |
| 001 | Sale of Housing Lots Developed by NHA | - | - | - | - |
| | Sale of Assets Carried Forward | - | 2,003,570,000 | 3,200,000 | 503,296,935 |

Trinidad and Tobago

Head 09 - CAPITAL REVENUE

| Sub-Head / Receiver / Item / Sub-Item | | 2015 Actual | 2016 Estimates | 2016 Revised Estimates | 2017 Estimates |
|---------------------------------------|---|----------------|-------------------|------------------------------|-------------------|
| | | \$ | \$ | \$ | \$ |
| 02 | Sale of Assets - Brought Forward | - | 2,003,570,000 | 3,200,000 | 503,296,935 |
| 002 | Sale of Government Buildings | 2,000 | - | - | - |
| 003 | Sale of Quarters of former Defence Officers - Diamond Vale | 40,750 | - | - | - |
| 004 | Sale of Leasehold Interest in the Property Situated off the Uriah Butler Highway, Chaguanas | - | - | - | - |
| | | 42,750 | - | - | - |
| LM1 | COMMISSIONER STATE LANDS MINISTRY OF LAND AND MARINE RESOURCES | | | | |
| 001 | Sale of Lands, Formerly owned by Carani (1975) Ltd | 3,296,934 | - | - | - |
| PA1 | PERMANENT SECRETARY MINISTRY OF PUBLIC ADMINISTRATION AND COMMUNICATIONS | | | | |
| 001 | Sale of Government Buildings | - | - | - | - |
| 002 | Sale of Quarters of former Defence Officers - Diamond Vale (Formerly HSI Ministry of Housing and Urban Development) | - | - | - | - |
| 003 | Sale of Leasehold Interest in the Property situated off the Uriah Butler Highway, Chaguanas (Formerly HSI Ministry of Housing and Urban Development) | - | - | - | - |
| | | - | - | - | - |
| | Sub-Head Total | 3,339,684 | 2,003,570,000 | 3,200,000 | 503,296,935 |
| 07 | <u>Unspent Balances Stat. Boards & Similar Bodies</u> | | | | |
| FN1 | COMPTROLLER OF ACCOUNTS MINISTRY OF FINANCE | | | | |
| 001 | Unspent Balances Stat. Boards & Similar Bodies | 39,964,446 | 30,000,000 | 29,100,000 | 40,000,000 |
| | Sub-Head Total | 39,964,446 | 30,000,000 | 29,100,000 | 40,000,000 |

Trinidad and Tobago

Head 09 - CAPITAL REVENUE

| Sub-Head / Receiver / Item / Sub-Item | | 2015 Actual | 2016 Estimates | 2016 Revised Estimates | 2017 Estimates |
|---------------------------------------|--|----------------|-------------------|------------------------------|-------------------|
| 09 | Grants | \$ | \$ | \$ | \$ |
| FN1 | COMPTROLLER OF ACCOUNTS MINISTRY OF FINANCE | | | | |
| 001 | Grants | 92,284,983 | 19,300,000 | 114,900,000 | 6,800,000 |
| | Sub-Head Total | 92,284,983 | 19,300,000 | 114,900,000 | 6,800,000 |
| 10 | Extraordinary | | | | |
| FN1 | COMPTROLLER OF ACCOUNTS MINISTRY OF FINANCE | | | | |
| 001 | Proceeds from Litigation | - | - | - | - |
| 002 | Transfer of Balance in Central Bank Account Re: Cooperative Republic of Guyana | - | - | - | - |
| 003 | Proceeds from Judgement Debt | - | - | - | - |
| 004 | Termination of Offshore Patrol Project:- Net Receipts | - | - | - | - |
| 01 | Addendum and Termination of Government Contract relating to the Offshore Patrol Project | - | - | - | - |
| 02 | Deed of Settlement between the BAE Systems Surface Ships and BAE Systems PLC and the GORTT | - | - | - | - |
| 005 | Inflows from Multilateral Financial Institutions | - | - | - | - |
| 01 | Share of the Windfall of Gold Sale Profits within the IMF | - | - | - | - |
| 006 | Residual Balance from NIPDEC Bond issue re: Funding of Programme for Upgrading Road Efficiency (PURE) 2012 - 2015 | - | - | - | - |
| 007 | Winding up of the Counter Drug Crime Task Force | - | - | - | - |
| 008 | Residual Balance from UDeCOTT Bond Facilities with the Home Mortgage Bank | - | - | - | - |
| 009 | Transfer of Revenue collected by the Tobago House of Assembly in excess of its Provision in the 2013 Financial year | - | - | - | - |
| 010 | Extraordinary Receipts | 4,816,051,212 | 5,800,000,000 | 3,600,000,000 | 8,190,000,000 |
| 011 | Residual balance from the Bank Account of the Former SAUTT. | 168,544 | - | - | - |
| 012 | Residual balance held by WISE Re: Ex-gratia payments to minority shareholders of BWIA West Indies Airways Ltd (New BWIA) | - | - | 14,713 | - |
| | Extraordinary Carried Forward | 4,816,219,756 | 5,800,000,000 | 3,600,014,713 | 8,190,000,000 |

Trinidad and Tobago

Head 09 - CAPITAL REVENUE

| Sub-Head / Receiver / Item / Sub-Item | 2015 Actual | 2016 Estimates | 2016 Revised Estimates | 2017 Estimates |
|---|----------------|-------------------|------------------------------|-------------------|
| | \$ | \$ | \$ | \$ |
| 10 Extraordinary - Brought Forward | 4,816,219,756 | 5,800,000,000 | 3,600,014,713 | 8,190,000,000 |
| 013 Residual Balance from the Bank Account of the Caricom Trade Support Programme of Trinidad and Tobago | - | - | - | - |
| | 4,816,219,756 | 5,800,000,000 | 3,600,014,713 | 8,190,000,000 |
| FN2 CHAIRMAN BOARD OF INLAND REVENUE MINISTRY OF FINANCE | | | | |
| 002 Regulated Industries Commission - Deposits of amounts appropriated in the financial years 2006 and 2007 | - | - | - | - |
| FN5 PERMANENT SECRETARY MINISTRY OF FINANCE (INVESTMENT DIVISION) | | | | |
| 001 Winding up of the T&T Revenue Authority Management CO. Ltd | - | - | - | - |
| 002 Winding up of the CMC World Cup | - | - | - | - |
| 003 Winding up of the Sugar Industry Control Board | - | - | - | - |
| 004 Liquidation of the National Broadcasting Network Limited | - | - | - | - |
| 005 Winding up of the Investment Recoveries Company Limited | - | - | - | - |
| 006 Winding up of the Iron & Steel Company of Trinidad and Tobago | - | - | - | - |
| 007 Winding up of the Orange Grove National Company Limited | - | - | - | - |
| 008 Winding up of the Caribbean Hotel Development Company Limited | - | - | - | - |
| 009 Liquidation of Rum Distillers of Trinidad and Tobago Limited | - | - | - | - |
| 010 2013 Initial Public Offering for First Citizens Bank Limited | - | - | - | - |
| 011 Liquidation of Trinidad and Tobago Forest Products Company Limited (TANTEAK) | - | - | - | - |
| 012 Net Proceeds from Phoenix Park Gas Processors Ltd. Initial Public Offering | - | 1,500,000,000 | - | - |
| 013 Dissolution of Atrius Life Insurance Company Limited | 14,615,885 | - | - | - |
| 014 Winding up of the Cocoa and Coffee Industry Board (CCIB) | 22,400,665 | - | - | - |
| 015 Dissolution of Trinidad & Tobago Entertainment Company Limited. | 405,346 | - | - | - |
| | 37,421,896 | 1,500,000,000 | - | - |
| Sub-Head Total | 4,853,641,652 | 7,300,000,000 | 3,600,014,713 | 8,190,000,000 |

Trinidad and Tobago

Head 09 - CAPITAL REVENUE

| Sub-Head / Receiver / Item / Sub-Item | | 2015 Actual | 2016 Estimates | 2016 Revised Estimates | 2017 Estimates |
|---------------------------------------|---|----------------|-------------------|------------------------------|-------------------|
| 11 | Transfers From Student Revolving Loan Fund | \$ | \$ | \$ | \$ |
| FN1 | COMPTROLLER OF ACCOUNTS MINISTRY OF FINANCE | | | | |
| 001 | Transfers from Student Revolving Loan Fund | - | - | - | - |
| | Sub-Head Total | - | - | - | - |
| 12 | Transfers from Funds | | | | |
| FN1 | COMPTROLLER OF ACCOUNTS MINISTRY OF FINANCE | | | | |
| 001 | Transfer of Balance from the Road Improvement Fund | - | - | - | - |
| 002 | Transfer from Caroni Reserve Fund | - | 225,000,000 | 168,000,000 | - |
| 003 | Transfer of Balance from the CARICOM Trade Support Fund | - | - | - | - |
| | | - | 225,000,000 | 168,000,000 | - |
| FN5 | PERMANENT SECRETARY MINISTRY OF FINANCE (INVESTMENT DIVISION) | | | | |
| 001 | Transfer of the Balance from Footwear Fund | - | - | - | - |
| 002 | Transfer of the Balance from Hotel Industry Fund | - | - | - | - |
| | | - | - | - | - |
| | Sub-Head Total | - | 225,000,000 | 168,000,000 | - |

Trinidad and Tobago

Head 10 - BORROWING

| Sub-Head / Receiver / Item / Sub-Item | | 2015 Actual | 2016 Estimates | 2016 Revised Estimates | 2017 Estimates |
|---------------------------------------|--|----------------|-------------------|------------------------------|-------------------|
| | | \$ | \$ | \$ | \$ |
| FNI | COMPTROLLER OF ACCOUNTS MINISTRY OF FINANCE | | | | |
| 01 | Domestic | 3,831,825,252 | 4,300,000,000 | 6,468,400,000 | 3,500,000,000 |
| 02 | Foreign | 391,402,663 | 1,786,100,000 | 7,812,900,000 | 2,132,200,000 |
| Total | | 4,223,227,915 | 6,086,100,000 | 14,281,300,000 | 5,632,200,000 |

| | | | | |
|------------------------|-----|-----|-----|----------------------|
| Estimates 2017 | ... | ... | ... | 5,632,200,000 |
| Revised Estimates 2016 | ... | ... | ... | 14,281,300,000 |
| Decrease | ... | ... | ... | <u>8,649,100,000</u> |

Trinidad and Tobago

Head 11 - EXTRAORDINARY RECEIPTS

| Sub-Head / Receiver / Item / Sub-Item | | 2015 Actual | 2016 Estimates | 2016 Revised Estimates | 2017 Estimates |
|---------------------------------------|--|----------------|-------------------|------------------------------|-------------------|
| | | \$ | \$ | \$ | \$ |
| FNI | COMPTROLLER OF ACCOUNTS MINISTRY OF FINANCE | | | | |
| 02 | Transfers from the Heritage and Stabilisation Fund | - | - | 2,498,400,000 | - |
| Total | | - | - | 2,498,400,000 | - |

| | | | | | |
|------------------------|-----|-----|-----|-----|----------------------|
| Estimates 2017 | ... | ... | ... | ... | - |
| Revised Estimates 2016 | ... | ... | ... | ... | 2,498,400,000 |
| Decrease | ... | ... | ... | ... | <u>2,498,400,000</u> |

ESTIMATES OF REVENUE

TOBAGO

2017

ALSO INCLUDED IN MAIN REVENUE ESTIMATES

ESTIMATES, TOBAGO, FOR 2017

Abstract of Estimated Revenue for the year ending 30th September 2017, Revised Estimates of Revenue, 2016 and Actual Revenue, 2015

| Head | 2015 Actual | 2016 Estimates | 2016 Revised Estimates | 2017 Estimates |
|----------------------------------|--------------------|--------------------|------------------------------|--------------------|
| | \$ | \$ | \$ | \$ |
| TAX REVENUE | | | | |
| 01. TAXES ON INCOME AND PROFITS | 201,463,175 | 159,240,000 | 141,370,000 | 126,875,000 |
| 02. TAXES ON PROPERTY | 467,659 | 450,000 | 200,000 | 450,000 |
| 03. TAXES ON GOODS AND SERVICES | 66,519,811 | 66,345,425 | 69,440,825 | 69,969,625 |
| 04. TAXES ON INTERNATIONAL TRADE | 3,516,408 | 3,701,620 | 3,700,620 | 3,700,620 |
| 05. OTHER TAXES | 5,097,677 | 7,000,000 | 5,200,000 | 5,200,000 |
| TOTAL TAX REVENUE | 277,064,730 | 236,737,045 | 219,911,445 | 206,195,245 |
| NON-TAX REVENUE | | | | |
| 06. PROPERTY INCOME | 217,966 | 185,487 | 97,451 | 94,451 |
| 07. OTHER NON-TAX REVENUE | 8,123,149 | 7,870,800 | 7,717,630 | 8,136,650 |
| TOTAL NON-TAX REVENUE | 8,341,115 | 8,056,287 | 7,815,081 | 8,231,101 |
| GRAND TOTAL | 285,405,845 | 244,793,332 | 227,726,526 | 214,426,346 |

Head 01 - TAXES ON INCOME AND PROFITS

| Sub-Head / Receiver / Item / Sub-Item | | 2015 Actual | 2016 Estimates | 2016 Revised Estimates | 2017 Estimates |
|---------------------------------------|---|----------------|-------------------|------------------------------|-------------------|
| | | \$ | \$ | \$ | \$ |
| FN2 | CHAIRMAN BOARD OF INLAND REVENUE MINISTRY OF FINANCE | | | | |
| 02 | Other Companies (Ch. 75:02) | 12,160,636 | 13,000,000 | 13,000,000 | 13,000,000 |
| 03 | Individuals (Ch. 75:01) | 176,421,365 | 135,000,000 | 115,000,000 | 100,000,000 |
| 04 | Withholding Tax (Ch. 75:01) | 34,623 | 40,000 | 70,000 | 75,000 |
| 07 | Business Levy (Ch. 75:02) | 3,130,763 | 2,400,000 | 5,000,000 | 5,500,000 |
| 09 | Health Surcharge (Ch. 75:05) | 9,715,788 | 8,800,000 | 8,300,000 | 8,300,000 |
| Total | | 201,463,175 | 159,240,000 | 141,370,000 | 126,875,000 |

| | | | | |
|------------------------|-----|-----|-----|-------------------|
| Estimates 2017 | ... | ... | ... | 126,875,000 |
| Revised Estimates 2016 | ... | ... | ... | 141,370,000 |
| Decrease | ... | ... | ... | <u>14,495,000</u> |

Head 02 - TAXES ON PROPERTY

| Sub-Head / Receiver / Item / Sub-Item | | 2015 Actual | 2016 Estimates | 2016 Revised Estimates | 2017 Estimates |
|---------------------------------------|---------------------------------------|----------------|-------------------|------------------------------|-------------------|
| 01 | Lands and Buildings Taxes (Ch. 76:04) | \$ 467,659 | \$ 450,000 | \$ 200,000 | \$ 450,000 |
| 03 | Property Tax | - | - | - | - |
| 04 | Industrial Land Tax | - | - | - | - |
| Total | | 467,659 | 450,000 | 200,000 | 450,000 |

| | | |
|------------------------|-----|---------|
| Estimates 2017 | ... | 450,000 |
| Revised Estimates 2016 | ... | 200,000 |
| Increase | ... | 250,000 |

| Sub-Head / Receiver / Item / Sub-Item | | 2015 Actual | 2016 Estimates | 2016 Revised Estimates | 2017 Estimates |
|---------------------------------------|---|----------------|-------------------|------------------------------|-------------------|
| 01 | Lands and Buildings Taxes (Ch. 76:04) | \$ | \$ | \$ | \$ |
| R08 | REVENUE OFFICER IV TOBAGO | | | | |
| 001 | Lands and Buildings Taxes (Ch. 76:04) | 467,659 | 450,000 | 200,000 | 450,000 |
| Sub-Head Total | | 467,659 | 450,000 | 200,000 | 450,000 |
| 03 | Property Tax | | | | |
| FN2 | CHAIRMAN BOARD OF INLAND REVENUE MINISTRY OF FINANCE | | | | |
| 001 | Property Tax (Act No. 18 of 2009) | - | - | - | - |
| Sub-Head Total | | - | - | - | - |

Head 02 - TAXES ON PROPERTY

| Sub-Head / Receiver / Item / Sub-Item | | 2015 Actual | 2016 Estimates | 2016 Revised Estimates | 2017 Estimates |
|---------------------------------------|---|----------------|-------------------|------------------------------|-------------------|
| 04 | Industrial Land Tax | \$ | \$ | \$ | \$ |
| FN2 | CHAIRMAN BOARD OF INLAND REVENUE MINISTRY OF FINANCE | | | | |
| 001 | Industrial Land Tax | - | - | - | - |
| | Sub-Head Total | - | - | - | - |

Head 03 - TAXES ON GOODS AND SERVICES

| Sub-Head / Receiver / Item / Sub-Item | | 2015 Actual | 2016 Estimates | 2016 Revised Estimates | 2017 Estimates |
|---------------------------------------|--|----------------|-------------------|------------------------------|-------------------|
| | | \$ | \$ | \$ | \$ |
| 04 | Liquor & Miscellaneous Business Licences & Fees | 939,554 | 1,006,525 | 941,975 | 980,475 |
| 05 | Motor Vehicles Taxes and Duties (Chap. 48:50) | 4,871,607 | 4,399,200 | 7,257,250 | 7,747,300 |
| 06 | Other | 14,080,101 | 13,937,700 | 14,239,600 | 14,238,850 |
| 07 | Value Added Tax (Ch. 75:06 - Act No. 37 of 1989) | 46,626,990 | 47,000,000 | 47,000,000 | 47,000,000 |
| 08 | Alcohol and Tobacco Taxes (Ch. 77:01) | 1,559 | 2,000 | 2,000 | 3,000 |
| Total | | 66,519,811 | 66,345,425 | 69,440,825 | 69,969,625 |

| | | | | |
|------------------------|-----|-----|-----|------------|
| Estimates 2017 | ... | ... | ... | 69,969,625 |
| Revised Estimates 2016 | ... | ... | ... | 69,440,825 |
| Increase | ... | ... | ... | 528,800 |

| Sub-Head / Receiver / Item / Sub-Item | | 2015 Actual | 2016 Estimates | 2016 Revised Estimates | 2017 Estimates |
|---------------------------------------|--|----------------|-------------------|------------------------------|-------------------|
| | | \$ | \$ | \$ | \$ |
| 04 | Liquor & Miscellaneous Business Licences & Fees | | | | |
| FN3 | COMPTROLLER OF CUSTOMS AND EXCISE MINISTRY OF FINANCE | | | | |
| 003 | Spirit Retailers, Towns (Ch. 84:10) | 20,306 | 17,000 | 22,000 | 22,000 |
| 004 | Spirit Retailers, Elsewhere (Ch. 84:10) | 140,063 | 153,000 | 130,000 | 140,000 |
| 007 | Spirit Grocers, Elsewhere (Ch. 84:10) | 210,600 | 220,000 | 200,000 | 220,000 |
| 008 | Spirit Dealers (Ch. 84:10) | - | 5,400 | - | - |
| 009 | Special Hotel up to 15 bedrooms (Ch. 84:10) | 9,000 | 15,000 | 9,000 | 9,000 |
| 010 | Special Hotel, 16-49 bedrooms (Ch. 84:10) | 64,688 | 78,750 | 70,000 | 70,000 |
| 011 | Special Hotel, 50-150 bedrooms (Ch. 84:10) | 47,250 | 54,000 | 54,000 | 54,000 |
| 012 | Special Hotel, more than 150 bedrooms (Ch. 84:10) | 9,000 | 9,000 | 9,000 | 12,000 |
| 013 | Hotel Spirit, up to 15 bedrooms (Ch. 84:10) | 2,250 | 2,250 | 2,250 | 2,250 |
| 014 | Hotel Spirit, 16-49 bedrooms (Ch. 84:10) | - | 4,500 | 4,500 | 4,500 |
| 015 | Hotel Spirit, 50 - 150 bedrooms (Ch. 84:10) | 2,250 | - | - | - |
| 019 | Restaurant, Elsewhere (Ch. 84:10) | 6,750 | 4,500 | 6,750 | 6,750 |
| 022 | Special Restaurant, Elsewhere (Ch. 84:10) | 367,875 | 365,000 | 365,000 | 370,000 |
| 025 | Night Bar, Elsewhere (Ch. 84:10) | 4,500 | 4,500 | 4,500 | 5,000 |
| 028 | Wine Retailers, Elsewhere (Ch. 84:10) | 2,363 | 3,375 | 3,375 | 3,375 |
| 029 | Wine Merchants (Ch. 84:10) | 675 | - | 1,350 | 1,350 |
| 038 | Clubs (Chap. 21:01) | 18,000 | 23,000 | 23,000 | 23,000 |
| | | 905,570 | 959,275 | 904,725 | 943,225 |
| MJ1 | CHIEF MAGISTRATE MAGISTRACY - JUDICIARY | | | | |
| 001 | Occasional (Chap. 84:10) | 33,790 | 47,000 | 37,000 | 37,000 |
| | Liquor & Miscellaneous Business Licences & Fees Carried Forward | 939,360 | 1,006,275 | 941,725 | 980,225 |

Head 03 - TAXES ON GOODS AND SERVICES

| Sub-Head / Receiver / Item / Sub-Item | | 2015 Actual | 2016 Estimates | 2016 Revised Estimates | 2017 Estimates |
|---------------------------------------|--|----------------|-------------------|------------------------------|-------------------|
| 04 | Liquor & Miscellaneous Business Licences & Fees - Brought Forward | \$ 939,360 | \$ 1,006,275 | \$ 941,725 | \$ 980,225 |
| 002 | Transfer Fees (Chap. 84:10) | 194 | 250 | 250 | 250 |
| | | 33,984 | 47,250 | 37,250 | 37,250 |
| | Sub-Head Total | 939,554 | 1,006,525 | 941,975 | 980,475 |
| 05 | Motor Vehicles Taxes and Duties (Chap. 48:50) | | | | |
| FN2 | CHAIRMAN BOARD OF INLAND REVENUE MINISTRY OF FINANCE | | | | |
| 001 | Motor Vehicles Taxes (Ch. 48:50) | 8,019 | - | 8,500 | 8,500 |
| 003 | Tax on Transfer of Used Motor Vehicles (Ch. 48:50) | 814,660 | 1,300,000 | 950,000 | 1,000,000 |
| | | 822,679 | 1,300,000 | 958,500 | 1,008,500 |
| FN3 | COMPTROLLER OF CUSTOMS AND EXCISE MINISTRY OF FINANCE | | | | |
| 001 | Motor Vehicles Taxes (Ch. 48:50) | 1,196,792 | 900,000 | 1,200,000 | 1,200,000 |
| TP2 | TRANSPORT COMMISSIONER MINISTRY OF TRANSPORT | | | | |
| 002 | 3-year Driving Permits (Ch. 48:50) | 2,340 | - | - | - |
| 003 | 1-year Driving Permits (Ch. 48:50) | 4,200 | - | - | - |
| 004 | Provisional Driving Permits (Ch. 48:50) | 72,450 | - | - | - |
| 005 | Conductors Permits | - | - | - | - |
| 006 | Duplicate Permits (Ch. 48:50) | 52,850 | - | - | - |
| 007 | Taxi Drivers' Licences (Ch. 48:50) | 1,420 | - | - | - |
| 008 | Examination of Drivers (Ch. 48:50) | 436,625 | - | - | - |
| 009 | Road Permits (Ch. 48:50) | 15,750 | - | - | - |
| 010 | Inspection Fees (Ch. 48:50) | 714,161 | - | - | - |
| 011 | Driving Certificates (Ch. 48:50) | 31,555 | - | - | - |
| 012 | Dealers' Licences (Ch. 48:50) | 75,000 | - | - | - |
| 013 | Registration of Motor Vehicles (Ch. 48:50) | 147,100 | - | - | - |
| 014 | Certified Extracts of Register (Ch. 48:50) | 149,500 | - | - | - |
| 015 | Changes of Ownership (Ch. 48:50) | 8,270 | - | - | - |
| 016 | Amendments to Register (Ch. 48:50) | 45,500 | - | - | - |
| 018 | Examination Study Guides (Ch. 48:50) | 26,190 | - | - | - |
| 019 | Refund of Travelling Expenses | 2,340 | - | - | - |
| 020 | Miscellaneous | - | - | - | - |
| 022 | Licence Endorsements (Ch. 48:50) | 6,475 | - | - | - |
| 023 | Processing of H-Vehicles Applications (Ch. 48:50) | 6,310 | - | - | - |
| 025 | Renewal of Taxi Driver Licence/Badge (Ch. 48:50) | 13,920 | - | - | - |
| | Motor Vehicles Taxes and Duties (Chap. 48:50) Carried Forward | 3,831,427 | 2,200,000 | 2,158,500 | 2,208,500 |

Head 03 - TAXES ON GOODS AND SERVICES

| Sub-Head / Receiver / Item / Sub-Item | | 2015 Actual | 2016 Estimates | 2016 Revised Estimates | 2017 Estimates |
|---------------------------------------|---|-----------------|-------------------|------------------------------|-------------------|
| 05 | Motor Vehicles Taxes and Duties (Chap. 48:50) - Brought Forward | \$ 3,831,427 | \$ 2,200,000 | \$ 2,158,500 | \$ 2,208,500 |
| 026 | Application for Maxi-Taxi Licence (Ch. 48:53) | 200 | - | - | - |
| 031 | 5 Year Driving Permits (Ch. 48:50) | 1,014,500 | - | - | - |
| 032 | 4 Year Driving Permits (Ch. 48:50) | 3,040 | - | - | - |
| 033 | 2 Year Driving Permits (Ch. 48:50) | 1,240 | - | - | - |
| 034 | Subsequent Duplicate of a licence or permit (Ch. 48:50) | 18,600 | - | - | - |
| 035 | Duplicate licence\badge for taxi drivers (Ch. 48:50) | - | - | - | - |
| 036 | Subsequent duplicate licence\badge for taxi drivers (Ch. 48:50) | 600 | - | - | - |
| 037 | 10 Year Driving Permit (Chap 48:50) | 2,000 | - | - | - |
| | | 2,852,136 | - | - | - |
| WT2 | TRANSPORT COMMISSIONER MINISTRY OF WORKS AND TRANSPORT (FORMERLY TP2 MINISTRY OF TRANSPORT) | | | | |
| 002 | 3-year Driving Permits (Ch. 48:50) | - | 2,000 | 4,000 | 4,500 |
| 003 | 1-year Driving Permits (Ch. 48:50) | - | 5,000 | 1,500 | 2,000 |
| 004 | Provisional Driving Permits (Ch. 48:50) | - | 78,000 | 73,500 | 75,000 |
| 005 | Conductors Permits | - | - | - | - |
| 006 | Duplicate Permits (Ch. 48:50) | - | 50,000 | 39,000 | 40,000 |
| 007 | Taxi Drivers' Licences (Ch. 48:50) | - | 2,000 | 2,800 | 2,000 |
| 008 | Examination of Drivers (Ch. 48:50) | - | 415,000 | 410,000 | 420,000 |
| 009 | Road Permits (Ch. 48:50) | - | 16,500 | 16,500 | 16,500 |
| 010 | Inspection Fees (Ch. 48:50) | - | 600,000 | 600,000 | 650,000 |
| 011 | Driving Certificates (Ch. 48:50) | - | 40,000 | 40,000 | 40,000 |
| 012 | Dealers' Licences (Ch. 48:50) | - | 40,000 | 42,000 | 60,000 |
| 013 | Registration of Motor Vehicles (Ch. 48:50) | - | 120,000 | 110,000 | 120,000 |
| 014 | Certified Extracts of Register (Ch. 48:50) | - | 100,000 | 110,000 | 130,000 |
| 015 | Changes of Ownership (Ch. 48:50) | - | 10,000 | 6,500 | 8,000 |
| 016 | Amendments to Register (Ch. 48:50) | - | 40,000 | 42,500 | 45,000 |
| 018 | Examination Study Guides (Ch. 48:50) | - | 25,000 | 20,000 | 25,000 |
| 019 | Refund of Travelling Expenses | - | 2,500 | 2,500 | 2,500 |
| 020 | Miscellaneous | - | - | - | - |
| 022 | Licence Endorsements (Ch. 48:50) | - | 10,000 | 9,000 | 10,000 |
| 023 | Processing of H-Vehicles Applications (Ch. 48:50) | - | 7,000 | 7,000 | 7,000 |
| 025 | Renewal of Taxi Driver Licence/Badge (Ch. 48:50) | - | 12,000 | 15,000 | 15,000 |
| 026 | Application for Maxi-Taxi Licence (Ch. 48:53) | - | 600 | 600 | 600 |
| 031 | 5 Year Driving Permits (Ch. 48:50) | - | 600,000 | 3,200,000 | 3,500,000 |
| 032 | 4 Year Driving Permits (Ch. 48:50) | - | 400 | 4,500 | 4,500 |
| 033 | 2 Year Driving Permits (Ch. 48:50) | - | 500 | 2,150 | 2,500 |
| 034 | Subsequent Duplicate of a licence or permit (Ch. 48:50) | - | 12,000 | 7,000 | 8,000 |
| 035 | Duplicate licence\badge for taxi drivers (Ch. 48:50) | - | 200 | 200 | 200 |
| | Motor Vehicles Taxes and Duties (Chap. 48:50) Carried Forward | 4,871,607 | 4,388,700 | 6,924,750 | 7,396,800 |

Head 03 - TAXES ON GOODS AND SERVICES

| Sub-Head / Receiver / Item / Sub-Item | | 2015 Actual | 2016 Estimates | 2016 Revised Estimates | 2017 Estimates |
|---------------------------------------|--|-----------------|-------------------|------------------------------|-------------------|
| 05 | Motor Vehicles Taxes and Duties (Chap. 48:50) - Brought Forward | \$ 4,871,607 | \$ 4,388,700 | \$ 6,924,750 | \$ 7,396,800 |
| 036 | Subsequent duplicate licence\badge for taxi Drivers (Ch. 48:50) | - | 500 | 500 | 500 |
| 037 | 10 Year Driving Permit (Chap 48:50) | - | 10,000 | 332,000 | 350,000 |
| | | - | 2,199,200 | 5,098,750 | 5,538,800 |
| | Sub-Head Total | 4,871,607 | 4,399,200 | 7,257,250 | 7,747,300 |
| 06 | Other | | | | |
| AL1 | PERMANENT SECRETARY MINISTRY OF AGRICULTURE, LAND AND FISHERIES | | | | |
| 001 | Sawmills (Chap 66:02) (Formerly EVI Ministry of the Environment and Water Resources) | - | - | - | - |
| 002 | Wild Animals and Birds (Chap.67:01) (Formerly EVI Ministry of the Environment and Water Resources) | - | 5,000 | 6,700 | 6,700 |
| | | - | 5,000 | 6,700 | 6,700 |
| AT4 | CHIEF STATE SOLICITOR MINISTRY OF THE ATTORNEY GENERAL AND LEGAL AFFAIRS | | | | |
| 001 | Commissioners of Affidavits (Chap 6:52) | 500 | 400 | 600 | 600 |
| EN1 | PERMANENT SECRETARY MINISTRY OF ENERGY AND ENERGY INDUSTRIES | | | | |
| 001 | Marketing Licences (Retail at Petrol Stations.etc) (Chap. 62:01) | 11,000 | 14,000 | 14,000 | 14,000 |
| 003 | Pipe Lines Licences (Ch. 62:01) | - | - | - | - |
| 006 | Marketing Licences for Petroleum By-products (Chapter 62:01) | - | 3,000 | - | - |
| | | 11,000 | 17,000 | 14,000 | 14,000 |
| EVI | PERMANENT SECRETARY MINISTRY OF THE ENVIRONMENT AND WATER RESOURCES | | | | |
| 001 | Sawmills (Chap 66:02) | - | - | - | - |
| 002 | Wild Animals and Birds (Chap.67:01) | 6,600 | - | - | - |
| | | 6,600 | - | - | - |
| FN2 | CHAIRMAN BOARD OF INLAND REVENUE MINISTRY OF FINANCE | | | | |
| 004 | Tax Clearance Certificates (Ch.75:01 and Ch.75:06) | 33,600 | 31,000 | 34,000 | 34,000 |
| | Other | | | | |
| | Carried Forward | 51,700 | 53,400 | 55,300 | 55,300 |

Head 03 - TAXES ON GOODS AND SERVICES

| Sub-Head / Receiver / Item / Sub-Item | | 2015 Actual | 2016 Estimates | 2016 Revised Estimates | 2017 Estimates |
|---------------------------------------|---|----------------|-------------------|------------------------------|-------------------|
| 06 | Other | \$ | \$ | \$ | \$ |
| | - Brought Forward | 51,700 | 53,400 | 55,300 | 55,300 |
| 005 | Moneylenders (Chap. 84:04) | 500 | 1,000 | 1,000 | 1,000 |
| 006 | Pawnbrokers (Chap. 84:05) | 2,000 | - | - | 1,000 |
| 015 | Hotel Room Tax (Chap. 77:01) | 11,540,531 | 11,500,000 | 11,600,000 | 11,600,000 |
| 019 | Transaction Tax on Financial Services (Chap. 77:01) | 333,489 | 300,000 | 334,000 | 335,000 |
| 020 | Insurance Premium Tax (Chap. 77:01) | 6,622 | 4,700 | 6,700 | 6,700 |
| 021 | Club Gaming Tax (Chap. 21:01) | 2,057,834 | 2,000,000 | 2,150,000 | 2,150,000 |
| | | 13,974,576 | 13,836,700 | 14,125,700 | 14,127,700 |
| FN3 | COMPTROLLER OF CUSTOMS AND EXCISE MINISTRY OF FINANCE | | | | |
| 003 | Dealers Licences- Wireless Telegraphy (Chap. 26:27) | - | - | - | - |
| HE1 | PERMANENT SECRETARY MINISTRY OF HEALTH | | | | |
| 003 | Application for Registration of a Pesticide (Ch. 30:03) | 800 | 400 | 800 | 800 |
| 005 | Application for Licensing of Premises for Pesticides (Ch. 30:03) | 4,250 | 2,500 | 4,300 | 4,300 |
| 006 | Application for Shopkeeper licence to sell drugs (Chap 29:52) | 650 | 800 | 800 | 800 |
| | | 5,700 | 3,700 | 5,900 | 5,900 |
| MJ1 | CHIEF MAGISTRATE MAGISTRACY - JUDICIARY | | | | |
| 002 | Cinema - (Chap. 20:10) | 3,000 | 3,000 | 3,000 | 3,000 |
| 003 | Explosives (Chap 16:02) | 1,000 | 1,750 | 1,750 | 1,500 |
| 004 | Sale of Old Metal and Marine Stores (Chap. 84:07) | 400 | - | 450 | 450 |
| 005 | Hucksters and Pedlars (Chap. 84:09) | 1,170 | 1,100 | 1,300 | 1,300 |
| 006 | Precious Metals and Stones (Chap. 84:06) | 2,000 | 3,000 | 3,000 | 3,000 |
| 007 | Produce - Sale of (Chap. 63:52) | - | - | - | - |
| 008 | Theatres and Dance Halls (Chap. 21:03) | 650 | 850 | 850 | 850 |
| 009 | Tourist Guides (Chap. 11:02) | 340 | 300 | 350 | 350 |
| | | 8,560 | 10,000 | 10,700 | 10,450 |
| NS2 | CHIEF IMMIGRATION OFFICER MINISTRY OF NATIONAL SECURITY | | | | |
| 001 | Departure Tax - Parts other than Airports (Ch. 77:01) | 6,825 | 8,000 | 8,000 | 8,000 |
| NS3 | COMMISSIONER OF POLICE TRINIDAD AND TOBAGO POLICE SERVICE | | | | |
| 001 | Firearms and Ammunition (Chap. 16:01) | 46,890 | 46,000 | 47,500 | 48,000 |
| | Other | | | | |
| | Carried Forward | 14,060,651 | 13,926,800 | 14,219,100 | 14,221,350 |

Head 03 - TAXES ON GOODS AND SERVICES

| Sub-Head / Receiver / Item / Sub-Item | | 2015 Actual | 2016 Estimates | 2016 Revised Estimates | 2017 Estimates |
|---------------------------------------|---|------------------|-------------------|------------------------------|-------------------|
| 06 | Other - Brought Forward | \$ 14,060,651 | \$ 13,926,800 | \$ 14,219,100 | \$ 14,221,350 |
| PU1 | PERMANENT SECRETARY MINISTRY OF PUBLIC UTILITIES | | | | |
| 007 | Housing Electricians (Chap 54:71) | 8,850 | 6,400 | 9,000 | 9,000 |
| SJ1 | REGISTRAR SUPREME COURT - JUDICIARY | | | | |
| 001 | Bailiffs - (Ch. 4:61 - Act No.58 of 2000) | - | - | - | - |
| TP3 | DIRECTOR MARITIME SERVICES MINISTRY OF TRANSPORT | | | | |
| 001 | Certificates of Competence (Ch. 50:08) (Ch. 50:10) | - | - | - | - |
| 003 | Motor Launches (Ch. 50:08) | 10,300 | - | - | - |
| 005 | Registration of Ships (Ch. 50:10) | - | - | - | - |
| 008 | Boatmasters and Boat Engineers Licences (Ch. 50:10) | 300 | - | - | - |
| | | 10,600 | - | - | - |
| WT3 | DIRECTOR MARITIME SERVICES MINISTRY OF WORKS AND TRANSPORT (FORMERLY TP3 MINISTRY OF TRANSPORT) | | | | |
| 001 | Certificates of Competence (Ch. 50:08) (Ch. 50:10) | - | - | - | - |
| 003 | Motor Launches (Ch. 50:08) | - | 4,000 | 11,000 | 8,000 |
| 005 | Registration of Ships (Ch. 50:10) | - | - | - | - |
| 008 | Boatmasters and Boat Engineers Licences (Ch. 50:10) | - | 500 | 500 | 500 |
| | | - | 4,500 | 11,500 | 8,500 |
| | Sub-Head Total | 14,080,101 | 13,937,700 | 14,239,600 | 14,238,850 |
| 07 | Value Added Tax (Ch. 75:06 - Act No. 37 of 1989) | | | | |
| FN2 | CHAIRMAN BOARD OF INLAND REVENUE MINISTRY OF FINANCE | | | | |
| 001 | Value Added Tax (Ch. 75:06) Act No. 37 of 1989 | 46,626,990 | 47,000,000 | 47,000,000 | 47,000,000 |
| | Sub-Head Total | 46,626,990 | 47,000,000 | 47,000,000 | 47,000,000 |

Head 03 - TAXES ON GOODS AND SERVICES

| Sub-Head / Receiver / Item / Sub-Item | | 2015 Actual | 2016 Estimates | 2016 Revised Estimates | 2017 Estimates |
|---------------------------------------|--|----------------|-------------------|------------------------------|-------------------|
| 08 | Alcohol and Tobacco Taxes (Ch. 77:01) | \$ | \$ | \$ | \$ |
| FNB | COMPTROLLER OF CUSTOMS AND EXCISE MINISTRY OF FINANCE | | | | |
| 001 | Alcohol and Other Beverages Tax (Chap 77:01) | - | - | - | - |
| 002 | Tobacco Tax (Ch. 77:01) | 1,559 | 2,000 | 2,000 | 3,000 |
| | Sub-Head Total | 1,559 | 2,000 | 2,000 | 3,000 |

Head 04 - TAXES ON INTERNATIONAL TRADE

| Sub-Head / Receiver / Item / Sub-Item | | 2015 Actual | 2016 Estimates | 2016 Revised Estimates | 2017 Estimates |
|---------------------------------------|---------------|----------------|-------------------|------------------------------|-------------------|
| 01 | Import Duties | \$ 3,516,408 | \$ 3,701,620 | \$ 3,700,620 | \$ 3,700,620 |
| 02 | Other | - | - | - | - |
| Total | | 3,516,408 | 3,701,620 | 3,700,620 | 3,700,620 |

| | | | | | |
|------------------------|-----|-----|-----|-----|------------|
| Estimates 2017 | ... | ... | ... | ... | 3,700,620 |
| Revised Estimates 2016 | ... | ... | ... | ... | 3,700,620 |
| | | | | | <u>Nil</u> |

| Sub-Head / Receiver / Item / Sub-Item | | 2015 Actual | 2016 Estimates | 2016 Revised Estimates | 2017 Estimates |
|---------------------------------------|--|----------------|-------------------|------------------------------|-------------------|
| 01 | Import Duties | \$ | \$ | \$ | \$ |
| FN3 | COMPTROLLER OF CUSTOMS AND EXCISE MINISTRY OF FINANCE | | | | |
| 001 | Import Duties (Chap. 78:01) | 3,516,107 | 3,700,000 | 3,700,000 | 3,700,000 |
| 002 | Stamp Duty on Bills of Entry | - | - | - | - |
| 004 | Special Tax - Household Effects (Ch. 77:01) | - | 1,000 | - | - |
| 005 | Import Surcharge (Ch. 77:01) | 301 | 620 | 620 | 620 |
| Sub-Head Total | | 3,516,408 | 3,701,620 | 3,700,620 | 3,700,620 |

Head 05 - OTHER TAXES

| Sub-Head / Receiver / Item / Sub-Item | | 2015 Actual | 2016 Estimates | 2016 Revised Estimates | 2017 Estimates |
|---------------------------------------|---|----------------|-------------------|------------------------------|-------------------|
| | | \$ | \$ | \$ | \$ |
| FN2 | CHAIRMAN BOARD OF INLAND REVENUE MINISTRY OF FINANCE | | | | |
| 01 | Stamp Duties (Chap. 76:01) | 5,097,677 | 7,000,000 | 5,200,000 | 5,200,000 |
| Total | | 5,097,677 | 7,000,000 | 5,200,000 | 5,200,000 |

| | | | | | |
|------------------------|------|------|------|------|------------|
| Estimates 2017 | | | | | 5,200,000 |
| Revised Estimates 2016 | | | | | 5,200,000 |
| | | | | | <u>NIL</u> |

Head 06 - PROPERTY INCOME

| Sub-Head / Receiver / Item / Sub-Item | | 2015 Actual | 2016 Estimates | 2016 Revised Estimates | 2017 Estimates |
|---------------------------------------|-----------------|----------------|-------------------|------------------------------|-------------------|
| 01 | Rental Income | \$ 167,708 | \$ 166,451 | \$ 90,451 | \$ 87,451 |
| 02 | Interest Income | 50,258 | 19,036 | 7,000 | 7,000 |
| Total | | 217,966 | 185,487 | 97,451 | 94,451 |

| | | | | |
|------------------------|-----|-----|-----|--------------|
| Estimates 2017 | ... | ... | ... | 94,451 |
| Revised Estimates 2016 | ... | ... | ... | 97,451 |
| Decrease | ... | ... | ... | <u>3,000</u> |

| Sub-Head / Receiver / Item / Sub-Item | | 2015 Actual | 2016 Estimates | 2016 Revised Estimates | 2017 Estimates |
|---------------------------------------|--|----------------|-------------------|------------------------------|-------------------|
| 01 | Rental Income | \$ | \$ | \$ | \$ |
| AL3 | COMMISSIONER OF STATE LANDS MINISTRY OF AGRICULTURE, LAND AND FISHERIES (FORMERLY LMI MIN. OF LAND AND MARINE RESOURCES) | | | | |
| 001 | Ground Rents (excluding Quarries, Sand and Gravel Pits (Chapter 57:01)) | - | 1,500 | 4,500 | 4,000 |
| 002 | Wayleave for oil pipes along roads | - | - | - | - |
| 005 | Rents of Housing Lots - Trinidad & Tobago Housing Development Corporation (formerly N. H. A.) | - | 15,000 | 6,000 | 5,500 |
| | | - | 16,500 | 10,500 | 9,500 |
| HS1 | PERMANENT SECRETARY MINISTRY OF HOUSING AND URBAN DEVELOPMENT | | | | |
| 001 | Lease Payments / Rents of Government Buildings | 109,375 | - | - | - |
| LM1 | COMMISSIONER OF STATE LANDS MINISTRY OF LAND AND MARINE RESOURCES | | | | |
| 001 | Ground Rents (excluding Quarries, Sand and Gravel | 4,609 | - | - | - |
| 002 | Wayleave for oil pipes along roads | - | - | - | - |
| 005 | Rents of Housing Lots - Trinidad & Tobago Housing Development Corporation (Formerly N. H. A.) | 28,354 | - | - | - |
| | | 32,963 | - | - | - |
| PA1 | PERMANENT SECRETARY MINISTRY OF PUBLIC ADMINISTRATION AND COMMUNICATIONS | | | | |
| 001 | Lease Payment/Rents of Government Buildings (Formerly HS1 Min of Housing and Urban Dev) | - | 64,951 | 64,951 | 64,951 |
| | Rental Income | | | | |
| | Carried Forward | 142,338 | 81,451 | 75,451 | 74,451 |

Head 06 - PROPERTY INCOME

| Sub-Head / Receiver / Item / Sub-Item | | 2015 Actual | 2016 Estimates | 2016 Revised Estimates | 2017 Estimates |
|---------------------------------------|---|----------------|-------------------|------------------------------|-------------------|
| 01 | Rental Income - Brought Forward | \$ 142,338 | \$ 81,451 | \$ 75,451 | \$ 74,451 |
| SP1 | PERMANENT SECRETARY MINISTRY OF SPORT AND YOUTH AFFAIRS | | | | |
| 012 | Proceeds from Dwight Yorke Stadium -Bacolet | 25,370 | 85,000 | 15,000 | 13,000 |
| TP3 | DIRECTOR MARITIME SERVICES MINISTRY OF TRANSPORT | | | | |
| 001 | Rental of Vessels - Maritime Services | - | - | - | - |
| WT3 | DIRECTOR MARITIME SERVICES MINISTRY OF WORKS AND TRANSPORT (FORMERLY TP3 MINISTRY OF TRANSPORT) | | | | |
| 001 | Rental of Vessels - Maritime Services | - | - | - | - |
| | Sub-Head Total | 167,708 | 166,451 | 90,451 | 87,451 |
| 02 | Interest Income | | | | |
| FN1 | COMPTROLLER OF ACCOUNTS MINISTRY OF FINANCE | | | | |
| 003 17 | Interest on Loans and Advances Interest on Loans to Public Servants | 50,258 | 19,036 | 7,000 | 7,000 |
| | Sub-Head Total | 50,258 | 19,036 | 7,000 | 7,000 |

Head 07 - OTHER NON-TAX REVENUE

| Sub-Head / Receiver / Item / Sub-Item | | 2015 Actual | 2016 Estimates | 2016 Revised Estimates | 2017 Estimates |
|---------------------------------------|---------------------------------|----------------|-------------------|------------------------------|-------------------|
| 01 | Administrative Fees and Charges | \$ 4,510,230 | \$ 4,350,250 | \$ 4,326,580 | \$ 4,485,350 |
| 02 | Fines and Forfeitures | 3,399,172 | 3,419,000 | 3,192,000 | 3,534,200 |
| 03 | Pension Contribution | 27,080 | 24,000 | 24,000 | 24,000 |
| 04 | Non-Industrial Soles | 36,554 | 24,000 | 24,500 | 16,000 |
| 06 | Other (Miscellaneous) | 150,113 | 53,550 | 150,550 | 77,100 |
| Total | | 8,123,149 | 7,870,800 | 7,717,630 | 8,136,650 |

| | | | | |
|------------------------|------|------|------|-----------|
| Estimates 2017 | | | | 8,136,650 |
| Revised Estimates 2016 | | | | 7,717,630 |
| Increase | | | | 419,020 |

| Sub-Head / Receiver / Item / Sub-Item | | 2015 Actual | 2016 Estimates | 2016 Revised Estimates | 2017 Estimates |
|---------------------------------------|---|----------------|-------------------|------------------------------|-------------------|
| 01 | Administrative Fees and Charges | \$ | \$ | \$ | \$ |
| AL1 | PERMANENT SECRETARY MINISTRY OF AGRICULTURE, LAND AND FISHERIES | | | | |
| 002 | Veterinary Officers' Fees (Ch. 67:04) (Formerly FPI Ministry of Food Production) | - | 50 | 50 | 50 |
| 005 | Import Permits (Ch. 67:02) (Formerly FPI Ministry of Food Production) | - | - | - | - |
| AT6 | REGISTRAR GENERAL MINISTRY OF ATTORNEY GENERAL AND LEGAL AFFAIRS (FORMERLY LA1 MINISTRY OF LEGAL AFFAIRS) | | | | |
| 001 | Registrar General (Chap 19:03) | - | 1,300,000 | 1,700,000 | 1,500,000 |
| 002 | Application for Marriage Officers' Licence (Chap 45:01) | - | 300 | 4,500 | 2,500 |
| 003 | Marriage Officers' Licence Fee (Chap 45:01) | - | - | - | - |
| 004 | Renewal of Marriage Officers' Licence (Chap 45:01) | - | 200 | 400 | 300 |
| EB1 | CHIEF ELECTION OFFICER ELECTIONS AND BOUNDARIES COMMISSION | | | | |
| 001 | Fees for the replacement of Identification Cards (Chap 2:01) | 7,540 | 9,600 | 10,500 | 11,500 |
| | Administrative Fees and Charges Carried Forward | 7,540 | 1,310,150 | 1,715,450 | 1,514,350 |

Head 07 - OTHER NON-TAX REVENUE

| Sub-Head / Receiver / Item / Sub-Item | | 2015 Actual | 2016 Estimates | 2016 Revised Estimates | 2017 Estimates |
|---------------------------------------|--|----------------|-------------------|------------------------------|-------------------|
| 01 | Administrative Fees and Charges - Brought Forward | \$ 7,540 | \$ 1,310,150 | \$ 1,715,450 | \$ 1,514,350 |
| E01 | PERMANENT SECRETARY MINISTRY OF EDUCATION | | | | |
| 004 | External Examination - Local Fees for Candidates | 11,921 | 11,000 | 12,000 | 11,000 |
| 012 | Registration of Teachers | 360 | 400 | 350 | 400 |
| 013 | Examination Fees not Elsewhere Classified | 121,698 | 30,000 | 82,000 | 50,000 |
| 014 | Sale of Dictionary of Occupational Titles | - | - | 20 | - |
| 015 | Fees - Certified Examinations Statements and Transcripts | 190 | 300 | 160 | 200 |
| 016 | Textbook Rental Programme - Fees | - | 3,000 | 800 | 1,500 |
| 017 | Examination Fees (Formerly TEI Ministry of Tertiary Education and Skills Training) | - | 500 | - | - |
| | | 134,169 | 45,200 | 95,330 | 63,100 |
| FN2 | CHAIRMAN BOARD OF INLAND REVENUE MINISTRY OF FINANCE | | | | |
| 002 | Warden's Search Fees | 3,305 | 3,000 | 2,100 | 2,500 |
| FN3 | COMPTROLLER OF CUSTOMS AND EXCISE MINISTRY OF FINANCE | | | | |
| 001 | Comptroller of Customs and Excise (Ch. 78:01) | 23,489 | 31,400 | 18,000 | 22,000 |
| 002 | Processing of Bills of Sight (Ch. 78:01) | - | 400 | - | - |
| 003 | Container Processing Fees (Ch. 78:01) | 20,700 | 25,000 | 20,000 | 25,000 |
| 004 | Customs Declaration Transaction User Fee(Ch.78:01) | 12,390 | 12,000 | 11,500 | 12,000 |
| | | 56,579 | 68,800 | 49,500 | 59,000 |
| FP1 | PERMANENT SECRETARY MINISTRY OF FOOD PRODUCTION | | | | |
| 002 | Veterinary Officers' Fees (Ch. 67:04) | 30 | - | - | - |
| 005 | Import Permits (Ch. 67:02) | - | - | - | - |
| | | 30 | - | - | - |
| HE1 | PERMANENT SECRETARY MINISTRY OF HEALTH | | | | |
| 002 | Hospital - Miscellaneous | - | - | - | - |
| 003 | Chemist (Chap. 30:01)(Chap. 30:03) | - | 300 | - | - |
| 004 | Pathology | - | - | - | - |
| 005 | Hospital - X-ray Electrical Treatment and Physiotherapy | - | - | - | - |
| 006 | Hospital - Maintenance of Patients and Operation Fees | - | - | - | - |
| | | - | 300 | - | - |
| | Administrative Fees and Charges Carried Forward | 201,623 | 1,427,450 | 1,862,380 | 1,638,950 |

Head 07 - OTHER NON-TAX REVENUE

| Sub-Head / Receiver / Item / Sub-Item | | 2015 Actual | 2016 Estimates | 2016 Revised Estimates | 2017 Estimates |
|---------------------------------------|--|----------------|-------------------|------------------------------|-------------------|
| 01 | Administrative Fees and Charges - Brought Forward | \$ 201,623 | \$ 1,427,450 | \$ 1,862,380 | \$ 1,638,950 |
| LAI | REGISTRAR GENERAL MINISTRY OF LEGAL AFFAIRS | | | | |
| 001 | Registrar General (Chap 19:03) | 1,286,149 | - | - | - |
| 002 | Application for Marriage Officers' Licence | 6,490 | - | - | - |
| 003 | Marriage Officers' Licence Fee (Chap 45:01) | - | - | - | - |
| 004 | Renewal of Marriage Officers' Licence (Chap 45:01) | 100 | - | - | - |
| | | 1,292,739 | - | - | - |
| MJI | CHIEF MAGISTRATE MAGISTRACY - JUDICIARY | | | | |
| 001 | District and Petty Civil Courts (Chap 4:21) | 1,524 | 1,500 | 2,200 | 2,000 |
| 002 | Magistrates' Courts (Chap 4:20) | 8,137 | 8,000 | 7,000 | 8,000 |
| 003 | Liquor Licences - Application Fees (Chap 84:10) | 1,635 | 1,800 | 1,100 | 1,500 |
| 004 | Magistrates' Notes of Evidence (Chap 4:20) | 10,782 | 11,900 | 14,000 | 12,500 |
| | | 22,078 | 23,200 | 24,300 | 24,000 |
| NS1 | PERMANENT SECRETARY MINISTRY OF NATIONAL SECURITY | | | | |
| 004 | Work Permits Duration Fees (Chap 18:01) | - | - | - | - |
| NS2 | CHIEF IMMIGRATION OFFICER MINISTRY OF NATIONAL SECURITY | | | | |
| 001 | Passport and Permit Fees (Chap 18:01) | 2,123,750 | 2,000,000 | 1,700,000 | 2,000,000 |
| 002 | Immigration-Boarding and Clearing Fees (Chap 18:01) | 18,200 | 22,000 | 16,000 | 20,000 |
| 005 | Restoration of Citizenship - Application Fees (Chap 1:50) | 50 | 300 | 100 | 200 |
| 006 | Restoration of Citizenship - Certificate Fees (Chap 1:50) | 500 | 700 | - | 200 |
| 007 | Issue of Letters confirming Citizenship or Residence (Chap 18:01) | 600 | 1,000 | 300 | 500 |
| | | 2,143,100 | 2,024,000 | 1,716,400 | 2,020,900 |
| NS3 | COMMISSIONER OF POLICE TRINIDAD AND TOBAGO POLICE SERVICE | | | | |
| 001 | Clothing and Powder Cart | - | - | - | - |
| 003 | Miscellaneous | 251,386 | 244,000 | 290,000 | 275,000 |
| 004 | Fees for lodgement of firearms (Ch. 16:01) | 850 | - | - | - |
| | | 252,236 | 244,000 | 290,000 | 275,000 |
| NS4 | CHIEF FIRE OFFICER MINISTRY OF NATIONAL SECURITY | | | | |
| 001 | Special Services (Ch. 35:50) | 52,770 | 50,000 | 27,500 | 30,000 |
| | Administrative Fees and Charges Carried Forward | 3,964,546 | 3,768,650 | 3,920,580 | 3,988,850 |

Head 07 - OTHER NON-TAX REVENUE

| Sub-Head / Receiver / Item / Sub-Item | | 2015 Actual | 2016 Estimates | 2016 Revised Estimates | 2017 Estimates |
|---------------------------------------|---|-----------------|-------------------|------------------------------|-------------------|
| 01 | Administrative Fees and Charges - Brought Forward | \$ 3,964,546 | \$ 3,768,650 | \$ 3,920,580 | \$ 3,988,850 |
| PUI | PERMANENT SECRETARY MINISTRY OF PUBLIC UTILITIES | | | | |
| 004 | Government Electrical Inspectors' Fees (Ch. 54:72) | 456,311 | 480,000 | 335,000 | 400,000 |
| SC1 | DIRECTOR OF PERSONNEL ADMINISTRATION SERVICE COMMISSIONS DEPARTMENT | | | | |
| 001 | Civil Service Entrance Examination Fees (Ch. 23:01) | 4,165 | 10,000 | 2,700 | 10,000 |
| SJ1 | REGISTRAR SUPREME COURT - JUDICIARY | | | | |
| 001 | Registrar, Supreme Court (Chap 4:01) | 56,340 | 60,000 | 45,000 | 60,000 |
| 004 | Marshal (Chap 4:01) | 1,778 | 1,600 | 1,300 | 1,500 |
| | | 58,118 | 61,600 | 46,300 | 61,500 |
| TE1 | PERMANENT SECRETARY MINISTRY OF TERTIARY EDUCATION AND SKILLS TRAINING | | | | |
| 001 | Examination Fees | - | - | - | - |
| TP2 | TRANSPORT COMMISSIONER MINISTRY OF TRANSPORT | | | | |
| 001 | Weighbridge Fees (Ch. 48:50) | 27,090 | - | - | - |
| 002 | Miscellaneous | - | - | - | - |
| 003 | Registration Fee for Testing Station (Ch. 48:50) | - | - | - | - |
| 004 | Renewal Fee for Testing Station (Ch. 48:50) | - | - | - | - |
| 005 | Examiner Certificate Fee (Ch. 48:50) | - | - | - | - |
| 006 | Renewal of Examiner Certificate Fee (Ch. 48:50) | - | - | - | - |
| | | 27,090 | - | - | - |
| TR1 | PERMANENT SECRETARY MINISTRY OF TRADE AND INDUSTRY | | | | |
| 002 | Inspectors of Weights and Measures | - | - | - | - |
| WT2 | TRANSPORT COMMISSIONER MINISTRY OF WORKS AND TRANSPORT (FORMERLY TP2 MINISTRY OF TRANSPORT) | | | | |
| 001 | Weighbridge Fees (Ch. 48:50) | - | 30,000 | 22,000 | 25,000 |
| 002 | Miscellaneous | - | - | - | - |
| 003 | Registration Fee for Testing Station (Ch. 48:50) | - | - | - | - |
| 004 | Renewal Fee for Testing Station (Ch. 48:50) | - | - | - | - |
| | Administrative Fees and Charges Carried Forward | 4,510,230 | 4,350,250 | 4,326,580 | 4,485,350 |

Head 07 - OTHER NON-TAX REVENUE

| Sub-Head / Receiver / Item / Sub-Item | | 2015 Actual | 2016 Estimates | 2016 Revised Estimates | 2017 Estimates |
|---------------------------------------|---|-----------------|-------------------|------------------------------|-------------------|
| 01 | Administrative Fees and Charges - Brought Forward | \$ 4,510,230 | \$ 4,350,250 | \$ 4,326,580 | \$ 4,485,350 |
| 005 | Examiner Certificate Fee (Ch. 48:50) | - | - | - | - |
| 006 | Renewal of Examiner Certificate Fee (Ch. 48:50) | - | - | - | - |
| | | - | 30,000 | 22,000 | 25,000 |
| | Sub-Head Total | 4,510,230 | 4,350,250 | 4,326,580 | 4,485,350 |
| 02 | <u>Fines and Forfeitures</u> | | | | |
| CM1 | PERMANENT SECRETARY MINISTRY OF COMMUNICATIONS | | | | |
| 001 | Penalties and Fines National Library and Information Services (NALIS) Formerly Central Library (Formerly ED1 Ministry of Education) | - | 2,500 | 15,000 | - |
| ED1 | PERMANENT SECRETARY MINISTRY OF EDUCATION | | | | |
| 001 | Penalties and Fines National Library and Information Services (NALIS) Formerly Central Library | 11,015 | - | - | - |
| FN3 | COMPTROLLER OF CUSTOMS AND EXCISE MINISTRY OF FINANCE | | | | |
| 001 | Fines and Seizures (Ch. 78:50)(Ch. 78:01) | 3,500 | 5,500 | 7,500 | 8,000 |
| MJ1 | CHIEF MAGISTRATE MAGISTRACY - JUDICIARY | | | | |
| 001 | Magistrates' Courts (Chap 4:20) | 1,313,105 | 1,200,000 | 1,210,000 | 1,200,000 |
| 002 | Petty Civil Courts (Chap 4:21) | - | - | - | - |
| 003 | Poundage Fees (Chap 67:03) | 7,600 | 3,000 | 1,500 | 200 |
| 004 | Miscellaneous | - | - | - | - |
| 005 | Motor Vehicle and Road Traffic (Fixed Penalty) (Amendment) Regulation, 1984(Ticket System) (Chap 48:52) | 1,892,500 | 2,000,000 | 1,600,000 | 2,000,000 |
| | | 3,213,205 | 3,203,000 | 2,811,500 | 3,200,200 |
| NS2 | CHIEF IMMIGRATION OFFICER MINISTRY OF NATIONAL SECURITY | | | | |
| 001 | Fines (Chap 18:01) | - | - | - | - |
| | Fines and Forfeitures Carried Forward | 3,227,720 | 3,211,000 | 2,834,000 | 3,208,200 |

Head 07 - OTHER NON-TAX REVENUE

| Sub-Head / Receiver / Item / Sub-Item | | 2015 Actual | 2016 Estimates | 2016 Revised Estimates | 2017 Estimates |
|---------------------------------------|---|----------------|-------------------|------------------------------|-------------------|
| | | \$ | \$ | \$ | \$ |
| 02 | Fines and Forfeitures - Brought Forward | 3,227,720 | 3,211,000 | 2,834,000 | 3,208,200 |
| PA1 | PERMANENT SECRETARY MINISTRY OF PUBLIC ADMINISTRATION AND COMMUNICATIONS | | | | |
| 001 | Penalties and Fines - National Library and Information Services (NALIS) Formerly Central Library (Formerly CMI Ministry of Communications) | - | - | - | 6,000 |
| SJ1 | REGISTRAR SUPREME COURT - JUDICIARY | | | | |
| 001 | Supreme Court (Chap. 4:01) | - | - | - | 12,000 |
| 002 | Poundage Fees (Chap. 4:01) | 147 | - | - | - |
| | | 147 | - | - | 12,000 |
| TP2 | TRANSPORT COMMISSIONER MINISTRY OF TRANSPORT | | | | |
| 001 | Fines - Late Registration of Transfer (Used Motor Vehicles) (Ch. 48:50) | 8,355 | - | - | - |
| 002 | Penalty-Late Renewal of Driving Permits (Ch. 48:50) | 162,950 | - | - | - |
| | | 171,305 | - | - | - |
| WT2 | TRANSPORT COMMISSIONER MINISTRY OF WORKS AND TRANSPORT (FORMERLY TP2 MINISTRY OF TRANSPORT) | | | | |
| 001 | Fines - Late Registration of Transfer (Used Motor Vehicles) (Ch. 48:50) | - | 8,000 | 8,000 | 8,000 |
| 002 | Penalty-Late Renewal of Driving Permits (Ch. 48:50) | - | 200,000 | 350,000 | 300,000 |
| | | - | 208,000 | 358,000 | 308,000 |
| | Sub-Head Total | 3,399,172 | 3,419,000 | 3,192,000 | 3,534,200 |

Head 07 - OTHER NON-TAX REVENUE

| Sub-Head / Receiver / Item / Sub-Item | | 2015 Actual | 2016 Estimates | 2016 Revised Estimates | 2017 Estimates |
|---------------------------------------|--|----------------|-------------------|------------------------------|-------------------|
| 03 | Pension Contribution | \$ | \$ | \$ | \$ |
| FN1 | COMPTROLLER OF ACCOUNTS MINISTRY OF FINANCE | | | | |
| 006 | Members of Parliament | 27,080 | 24,000 | 24,000 | 24,000 |
| | Sub-Head Total | 27,080 | 24,000 | 24,000 | 24,000 |
| 04 | Non-Industrial Sales | | | | |
| AL1 | PERMANENT SECRETARY MINISTRY OF AGRICULTURE, LAND AND FISHERIES | | | | |
| 012 | Chaguaramas Agricultural Development Project (Formerly FP1 Ministry of Food Production) | - | - | - | - |
| 016 | Sale of Drugs (Formerly FP1 Ministry of Food Production) | - | - | - | - |
| CM1 | PERMANENT SECRETARY MINISTRY OF COMMUNICATIONS | | | | |
| 001 | Printing and Stationery (Formerly PUI Ministry of Public Utilities) | - | 10,000 | 10,000 | - |
| EB1 | CHIEF ELECTION OFFICER ELECTIONS AND BOUNDARIES COMMISSION | | | | |
| 001 | Electoral - Sale of Lists (Chap 2:01) | 4,450 | 500 | 1,000 | 400 |
| 002 | Electoral - Sale of I.D. Cards and Loss of Original | 11,730 | 2,200 | 2,200 | - |
| 003 | Electoral - Sale of Maps (Chap 2:01) | 964 | 500 | 500 | 200 |
| 004 | Electoral - Sale of Reports (Chap 2:01) | 215 | 1,000 | 1,000 | - |
| | | 17,359 | 4,200 | 4,700 | 600 |
| FN3 | COMPTROLLER OF CUSTOMS AND EXCISE MINISTRY OF FINANCE | | | | |
| 001 | Sale of Spirits Stock Books (Chap. 84:10) | 370 | 800 | 800 | 400 |
| 002 | Sale of Certificate Books (Spirit Removal) (Chap. 84:10) | 6,000 | 9,000 | 9,000 | 7,000 |
| | | 6,370 | 9,800 | 9,800 | 7,400 |
| FP1 | PERMANENT SECRETARY MINISTRY OF FOOD PRODUCTION | | | | |
| 012 | Chaguaramas Agricultural Development Project | - | - | - | - |
| | Non-Industrial Sales Carried Forward | 23,729 | 24,000 | 24,500 | 8,000 |

Head 07 - OTHER NON-TAX REVENUE

| Sub-Head / Receiver / Item / Sub-Item | | 2015 Actual | 2016 Estimates | 2016 Revised Estimates | 2017 Estimates |
|---------------------------------------|---|----------------|-------------------|------------------------------|-------------------|
| 04 | Non-Industrial Sales - Brought Forward | \$ 23,729 | \$ 24,000 | \$ 24,500 | \$ 8,000 |
| 016 | Sale of Drugs | - | - | - | - |
| PA1 | PERMANENT SECRETARY MINISTRY OF PUBLIC ADMINISTRATION AND COMMUNICATIONS | - | - | - | - |
| 001 | Printing and Stationery (Formerly CMI Ministry of Communications) | - | - | - | 8,000 |
| PUI | PERMANENT SECRETARY MINISTRY OF PUBLIC UTILITIES | - | - | - | - |
| 001 | Printing and Stationery | 12,825 | - | - | - |
| SJ1 | REGISTRAR SUPREME COURT - JUDICIARY | - | - | - | - |
| 001 | Sale of Annual Index | - | - | - | - |
| TP2 | TRANSPORT COMMISSIONER MINISTRY OF TRANSPORT | - | - | - | - |
| 002 | Sale of Inspection Stickers (Ch. 48:50) | - | - | - | - |
| WT2 | TRANSPORT COMMISSIONER MINISTRY OF WORKS AND TRANSPORT (FORMERLY TP2 MINISTRY OF TRANSPORT) | - | - | - | - |
| 002 | Sale of Inspection Stickers (Ch. 48:50) | - | - | - | - |
| | Sub-Head Total | 36,554 | 24,000 | 24,500 | 16,000 |
| 06 | Other (Miscellaneous) | - | - | - | - |
| FN1 | COMPTROLLER OF ACCOUNTS MINISTRY OF FINANCE | - | - | - | - |
| 002 | Recoveries of Overpayments relating to previous years (Chap 69:01) | 113,290 | 16,000 | 100,000 | 50,000 |
| 005 | Life Insurance Companies Salary Deduction Plan | 783 | 1,000 | 1,000 | 600 |
| 008 | Telephone, Telegram and Cablegram Charges | - | 50 | 50 | - |
| 010 | Sundry | - | 1,000 | 1,000 | 500 |
| | Other (Miscellaneous) Carried Forward | 114,073 | 18,050 | 102,050 | 51,100 |

Head 07 - OTHER NON-TAX REVENUE

| Sub-Head / Receiver / Item / Sub-Item | | 2015 Actual | 2016 Estimates | 2016 Revised Estimates | 2017 Estimates |
|---------------------------------------|---|----------------|-------------------|------------------------------|-------------------|
| 06 | Other (Miscellaneous) - Brought Forward | \$ 114,073 | \$ 18,050 | \$ 102,050 | \$ 51,100 |
| 025 | Recovery of Expenses - Items issued to Public Officers for personal use | 1,225 | 1,000 | 14,000 | 2,000 |
| | | 115,298 | 19,050 | 116,050 | 53,100 |
| MJ1 | CHIEF MAGISTRATE MAGISTRACY - JUDICIARY | | | | |
| 001 | Costs Recovered | - | - | - | - |
| TP3 | DIRECTOR MARITIME SERVICES MINISTRY OF TRANSPORT | | | | |
| 001 | Overtime to Maritime Services Division | 365 | - | - | - |
| 002 | Navigational Aids Dues (formerly Operation and Maintenance of Navigational Aids) (Chap. 50:10) | 30,950 | - | - | - |
| 003 | Surveys and Examinations (Chap. 50:08) | 3,500 | - | - | - |
| | | 34,815 | - | - | - |
| WT3 | DIRECTOR MARITIME SERVICES MINISTRY OF WORKS AND TRANSPORT (FORMERLY TP3 MINISTRY OF TRANSPORT) | | | | |
| 001 | Overtime to Maritime Services Division | - | 1,500 | 1,500 | 1,000 |
| 002 | Navigational Aids Dues (formerly Operation and Maintenance of Navigational Aids) (Ch. 50:10) | - | 30,000 | 30,000 | 21,000 |
| 003 | Surveys and Examinations (Chap. 50:08) | - | 3,000 | 3,000 | 2,000 |
| | | - | 34,500 | 34,500 | 24,000 |
| | Sub-Head Total | 150,113 | 53,550 | 150,550 | 77,100 |

APPENDIX –RECEIVERS OF REVENUE AND CODES

RECEIVERS OF REVENUE AND CODES

| | | HEAD/SUB HEAD/ITEM |
|-----|--|--|
| AG1 | DEPUTY AUDITOR GENERAL AUDITOR GENERAL DEPARTMENT | 07/06(001-010) |
| AL1 | PERMANENT SECRETARY MINISTRY OF AGRICULTURE, LAND AND FISHERIES | 03/06(001-007) 07/01(001-010) 07/04(001-024) |
| AL2 | DIRECTOR OF SURVEYS MINISTRY OF AGRICULTURE, LAND AND FISHERIES (FORMERLY LM2 MIN. OF LAND AND MARINE RESOURCES) | 07/04(001-004) |
| AL3 | COMMISSIONER OF STATE LANDS MINISTRY OF AGRICULTURE, LAND AND FISHERIES (FORMERLY LM1 MIN. OF LAND AND MARINE RESOURCES) | 06/01(001-006) 06/06(001-004) 07/01(001-007) 09/02(001) |
| AM1 | PERMANENT SECRETARY MINISTRY OF THE ARTS AND MULTICULTURALISM | 07/01(001) |
| AT4 | CHIEF STATE SOLICITOR MINISTRY OF THE ATTORNEY GENERAL AND LEGAL AFFAIRS | 03/06(001) 07/01(001-004) 07/06(001) |
| AT5 | PERMANENT SECRETARY MINISTRY OF THE ATTORNEY GENERAL AND LEGAL AFFAIRS (FORMERLY LA3 MINISTRY OF LEGAL AFFAIRS) | 07/04(001) |

Receivers of Revenue should note that:

- (i) Items shown give the range of items under their jurisdiction;
- (ii) As a result of the changes in Ministerial portfolios, some items of revenue would appear under two (2) different Receivers of Revenue i.e. the former Receivers where only historical data would be shown and the new Receiver under whose portfolio the collection of the relevant revenue now falls; and
- (iii) Where the 2017 Draft Estimates of Revenue reflect sums under the relevant Sub-Head Receiver/Item/Sub-Item, these Receivers would have jurisdiction for all aspects of the administration, collection and reporting of the respective sums.

RECEIVERS OF REVENUE AND CODES

| | | HEAD/SUB HEAD/ITEM |
|-----|---|--|
| AT6 | REGISTRAR GENERAL MINISTRY OF THE ATTORNEY GENERAL AND LEGAL AFFAIRS (FORMERLY LA1 MINISTRY OF LEGAL AFFAIRS) | 07/01(001-004) |
| AT7 | CONTROLLER INTELLECTUAL PROPERTY OFFICE MINISTRY OF THE ATTORNEY GENERAL AND LEGAL AFFAIRS (FORMERLY LA2 MINISTRY OF LEGAL AFFAIRS) | 07/01(001) |
| CA1 | PERMANENT SECRETARY MINISTRY OF COMMUNITY DEVELOPMENT, CULTURE AND THE ARTS | 06/01(001-003) 07/01(001) 07/04(001-002) 07/06(002) |
| CD1 | PERMANENT SECRETARY MINISTRY OF COMMUNITY DEVELOPMENT | 06/01(001-002) 07/01(001) 07/04(001) 07/06(002) |
| CM1 | PERMANENT SECRETARY MINISTRY OF COMMUNICATIONS | 07/01(003) 07/02(001) 07/04(001) |
| EB1 | CHIEF ELECTION OFFICER ELECTIONS AND BOUNDARIES COMMISSION | 07/01(001) 07/04(001-004) |

Receivers of Revenue should note that:

- (i) Items shown give the range of items under their jurisdiction;
- (ii) As a result of the changes in Ministerial portfolios, some items of revenue would appear under two (2) different Receivers of Revenue i.e. the former Receivers where only historical data would be shown and the new Receiver under whose portfolio the collection of the relevant revenue now falls, and;
- (iii) Where the 2017 Draft Estimates of Revenue reflect sums under the relevant Sub-Head Receiver/Item/Sub-Item, these Receivers would have jurisdiction for all aspects of the administration, collection and reporting of the respective sums.

RECEIVERS OF REVENUE AND CODES

| | | HEAD/SUB HEAD/ITEM |
|-----|--|--|
| ED1 | PERMANENT SECRETARY MINISTRY OF EDUCATION | 06/01(001) 07/01(003-017) 07/02(001) 07/06(001) |
| EN1 | PERMANENT SECRETARY MINISTRY OF ENERGY AND ENERGY INDUSTRIES | 03/06(001-017) 06/03(001-003) 06/06(001) 07/01(001-018) 07/04(001) 07/06(001-003) |
| ET1 | REGISTRAR EQUAL OPPURTUNITY TRIBUNAL | 07/01(001) |
| EV1 | PERMANENT SECRETARY MINISTRY OF THE ENVIRONMENT AND WATER RESOURCES | 03/06(001-006) 07/01(001-005) 07/04(002-003) 07/06(001-003) |
| FA1 | PERMANENT SECRETARY MINISTRY OF FOREIGN AND CARICOM AFFAIRS | 07/01(002-004) 07/06(001) |

Receivers of Revenue should note that:

- (i) Items shown give the range of items under their jurisdiction;
- (ii) As a result of the changes in Ministerial portfolios, some items of revenue would appear under two (2) different Receivers of Revenue i.e. the former Receivers where only historical data would be shown and the new Receiver under whose portfolio the collection of the relevant revenue now falls, and;
- (iii) Where the 2017 Draft Estimates of Revenue reflect sums under the relevant Sub-Head Receiver/Item/Sub-Item, these Receivers would have jurisdiction for all aspects of the administration, collection and reporting of the respective sums.

RECEIVERS OF REVENUE AND CODES

| | | HEAD/SUB HEAD/ITEM |
|-----|--|--|
| FN1 | COMPTROLLER OF ACCOUNTS MINISTRY OF FINANCE | 03/03(001-003) 03/06(001-002) 06/02(001-004) 06/04(001-002) 06/05(001) 07/01(001) 07/02(001) 07/03(001-009) 07/04(001-002) 07/06(001-025) 08/03(002-028) 08/04(013-015) 08/06(006-015) 08/07(001) 09/02(001) 09/07(001) 09/09(001) 09/10(001-013) 09/11(001) 09/12(001-003) 10/01-02 11/02(001) |
| FN2 | CHAIRMAN BOARD OF INLAND REVENUE MINISTRY OF FINANCE | 01/01-09 02/03(001) 02/04(001) 03/05(001-003) 03/06(001-021) 03/07(001) 05/01 07/01(001-003) 09/10(002) |
| FN3 | COMPTROLLER OF CUSTOMS AND EXCISE MINISTRY OF FINANCE | 03/01(001) 03/02(001-007) 03/04(001-038) 03/05(001) 03/06(003-004) 03/08(001-002) 03/09(001) 04/01(001-005) 04/02(001-003) 07/01(001-004) 07/02(001) 07/04(001-004) 07/06(001) |

Receivers of Revenue should note that:

- (i) Items shown give the range of items under their jurisdiction;
- (ii) As a result of the changes in Ministerial portfolios, some items of revenue would appear under two (2) different Receivers of Revenue i.e. the former Receivers where only historical data would be shown and the new Receiver under whose portfolio the collection of the relevant revenue now falls, and;
- (iii) Where the 2017 Draft Estimates of Revenue reflect sums under the relevant Sub-Head Receiver/Item/Sub-Item, these Receivers would have jurisdiction for all aspects of the administration, collection and reporting of the respective sums.

RECEIVERS OF REVENUE AND CODES

| | | HEAD/SUB HEAD/ITEM |
|-----|--|--|
| FN5 | PERMANENT SECRETARY MINISTRY OF FINANCE (INVESTMENT DIVISION) | 06/04(002-003) 06/05(001) 07/06(002) 09/02(001-002) 09/10(001-015) 09/12(001-002) |
| FN6 | PERMANENT SECRETARY MINISTRY OF FINANCE | 07/02(001) |
| FN7 | SUPERVISOR OF INSOLVENCY OFFICE OF THE SUPERVISOR OF INSOLVENCY | 07/01(001) |
| FP1 | PERMANENT SECRETARY MINISTRY OF FOOD PRODUCTION | 03/06(001) 07/01(001-008) 07/04(001-022) |
| GY1 | PERMANENT SECRETARY MINISTRY OF GENDER, YOUTH AND CHILD DEVELOPMENT | 06/01(001-003) 07/04(001-002) |
| HE1 | PERMANENT SECRETARY MINISTRY OF HEALTH | 03/06(002-006) 07/01(002-009) 07/04(003) |

Receivers of Revenue should note that:

- (i) Items shown give the range of items under their jurisdiction;
- (ii) As a result of the changes in Ministerial portfolios, some items of revenue would appear under two (2) different Receivers of Revenue i.e. the former Receivers where only historical data would be shown and the new Receiver under whose portfolio the collection of the relevant revenue now falls, and;
- (iii) Where the 2017 Draft Estimates of Revenue reflect sums under the relevant Sub-Head Receiver/Item/Sub-Item, these Receivers would have jurisdiction for all aspects of the administration, collection and reporting of the respective sums.

RECEIVERS OF REVENUE AND CODES

| | | HEAD/SUB HEAD/ITEM |
|-----|---|--|
| HS1 | PERMANENT SECRETARY MINISTRY OF HOUSING AND URBAN DEVELOPMENT | 06/01(001-003) 06/06(003-005) 07/04(001) 08/03(003) 09/02(001-004) |
| IC1 | REGISTRAR INDUSTRIAL COURT | 07/02(001) 07/04(001) |
| IC2 | REGISTRAR INTEGRITY COMMISSION | 07/01(001) |
| JT1 | COMMISSIONER OF PRISONS MINISTRY OF JUSTICE | 07/02(001) 07/04(001) |
| LA1 | REGISTRAR GENERAL MINISTRY OF LEGAL AFFAIRS | 07/01(001-004) |
| LA2 | CONTROLLER, INTELLECTUAL PROPERTY OFFICE MINISTRY OF LEGAL AFFAIRS | 07/01(001) |

Receivers of Revenue should note that:

- (i) Items shown give the range of items under their jurisdiction;
- (ii) As a result of the changes in Ministerial portfolios, some items of revenue would appear under two (2) different Receivers of Revenue i.e. the former Receivers where only historical data would be shown and the new Receiver under whose portfolio the collection of the relevant revenue now falls; and;
- (iii) Where the 2017 Draft Estimates of Revenue reflect sums under the relevant Sub-Head Receiver/Item/Sub-Item, these Receivers would have jurisdiction for all aspects of the administration, collection and reporting of the respective sums.

RECEIVERS OF REVENUE AND CODES

| | | HEAD/SUB HEAD/ITEM |
|-----|---|--|
| LA3 | PERMANENT SECRETARY MINISTRY OF LEGAL AFFAIRS | 07/04(001) |
| LE1 | PERMANENT SECRETARY MINISTRY OF LABOUR AND SMALL ENTERPRISE DEVELOPMENT | 07/01(001-003) |
| LM1 | COMMISSIONER STATE LANDS MINISTRY OF LAND AND MARINE RESOURCES | 06/01(001-006) 06/06(001-004) 07/01(001-007) 09/02(001) |
| LM2 | DIRECTOR OF SURVEYS MINISTRY OF LAND AND MARINE RESOURCES | 07/04(001-004) |
| MJ1 | CHIEF MAGISTRATE MAGISTRACY - JUDICIARY | 03/04(001-002) 03/06(001-009) 07/01(001-004) 07/02(001-005) 07/06(001) |
| ND1 | PERMANENT SECRETARY MINISTRY OF NATIONAL DIVERSITY AND SOCIAL INTEGRATION | 07/04(001) |

Receivers of Revenue should note that:

- (i) Items shown give the range of items under their jurisdiction;
- (ii) As a result of the changes in Ministerial portfolios, some items of revenue would appear under two (2) different Receivers of Revenue i.e. the former Receivers where only historical data would be shown and the new Receiver under whose portfolio the collection of the relevant revenue now falls, and;
- (iii) Where the 2017 Draft Estimates of Revenue reflect sums under the relevant Sub-Head Receiver/Item/Sub-Item, these Receivers would have jurisdiction for all aspects of the administration, collection and reporting of the respective sums.

RECEIVERS OF REVENUE AND CODES

| | | HEAD/SUB HEAD/ITEM |
|-----|--|--|
| NS1 | PERMANENT SECRETARY MINISTRY OF NATIONAL SECURITY | 07/01(001-008) |
| NS2 | CHIEF IMMIGRATION OFFICER MINISTRY OF NATIONAL SECURITY | 03/06(001) 07/01(001-007) 07/02(001) 07/06(001) |
| NS3 | COMMISSIONER OF POLICE TRINIDAD AND TOBAGO POLICE SERVICE | 03/06(001) 07/01(001-004) |
| NS4 | CHIEF FIRE OFFICER MINISTRY OF NATIONAL SECURITY | 07/01(001-002) 07/02(001) |
| NS5 | COMMISSIONER OF PRISONS MINISTRY OF NATIONAL SECURITY (FORMERLY JTI MINISTRY OF JUSTICE) | 07/02(001) 07/04(001) |
| PA1 | PERMANENT SECRETARY MINISTRY OF PUBLIC ADMINISTRATION AND COMMUNICATIONS | 06/01(001-003) 06/06(001) 07/01(001) 07/02(001) 07/04(001) 07/06(001) 09/02(001-003) |

Receivers of Revenue should note that:

- (i) Items shown give the range of items under their jurisdiction;
- (ii) As a result of the changes in Ministerial portfolios, some items of revenue would appear under two (2) different Receivers of Revenue i.e. the former Receivers where only historical data would be shown and the new Receiver under whose portfolio the collection of the relevant revenue now falls, and;
- (iii) Where the 2017 Draft Estimates of Revenue reflect sums under the relevant Sub-Head Receiver/Item/Sub-Item, these Receivers would have jurisdiction for all aspects of the administration, collection and reporting of the respective sums.

RECEIVERS OF REVENUE AND CODES

| | | HEAD/SUB HEAD/ITEM |
|-----|--|--|
| PL1 | PERMANENT SECRETARY MINISTRY OF PLANNING AND DEVELOPMENT | 07/04(002) 07/06(003) |
| PL2 | DIRECTOR OF STATISTICS MINISTRY OF PLANNING AND DEVELOPMENT | 07/01(001-002) |
| PUI | PERMANENT SECRETARY MINISTRY OF PUBLIC UTILITIES | 03/06(007) 07/01(004-006) 07/04(001) 07/06(001-002) |
| R01 | REVENUE OFFICER V ST GEORGE WEST MINISTRY OF FINANCE | 02/01(001) |
| R02 | REVENUE OFFICER IV ST GEORGE EAST MINISTRY OF FINANCE | 02/01(001) |
| R03 | REVENUE OFFICER IV CARONI / CHAGUANAS MINISTRY OF FINANCE | 02/01(001) |
| R04 | REVENUE OFFICER IV ST ANDREW/ ST DAVID MINISTRY OF FINANCE | 02/01(001) |

Receivers of Revenue should note that:

- (i) Items shown give the range of items under their jurisdiction;
- (ii) As a result of the changes in Ministerial portfolios, some items of revenue would appear under two (2) different Receivers of Revenue i.e. the former Receivers where only historical data would be shown and the new Receiver under whose portfolio the collection of the relevant revenue now falls, and;
- (iii) Where the 2017 Draft Estimates of Revenue reflect sums under the relevant Sub-Head Receiver/Item/Sub-Item, these Receivers would have jurisdiction for all aspects of the administration, collection and reporting of the respective sums.

RECEIVERS OF REVENUE AND CODES

| | | HEAD/SUB HEAD/ITEM |
|-----|---|--|
| R05 | REVENUE OFFICER IV ST PATRICK MINISTRY OF FINANCE | 02/01(001) |
| R06 | REVENUE OFFICER IV NARIVA / MAYARO MINISTRY OF FINANCE | 02/01(001) |
| R07 | REVENUE OFFICER IV VICTORIA MINISTRY OF FINANCE | 02/01(001) |
| R08 | REVENUE OFFICER IV TOBAGO | 02/01(001) |
| SC1 | DIRECTOR OF PERSONNEL ADMINISTRATION SERVICE COMMISSIONS DEPARTMENT | 07/01(001-003) 07/02(001) |
| SD1 | PERMANENT SECRETARY MINISTRY OF SOCIAL DEVELOPMENT AND FAMILY SERVICES | 07/01(001) |
| SJ1 | REGISTRAR SUPREME COURT - JUDICIARY | 03/06(001) 07/01(001-004) 07/02(001-002) 07/04(001) |

- Receivers of Revenue should note that:
- (i) Items shown give the range of items under their jurisdiction;
 - (ii) As a result of the changes in Ministerial portfolios, some items of revenue would appear under two (2) different Receivers of Revenue i.e. the former Receivers where only historical data would be shown and the new Receiver under whose portfolio the collection of the relevant revenue now falls, and;
 - (iii) Where the 2017 Draft Estimates of Revenue reflect sums under the relevant Sub-Head Receiver/Item/Sub-Item, these Receivers would have jurisdiction for all aspects of the administration, collection and reporting of the respective sums.

RECEIVERS OF REVENUE AND CODES

| | | HEAD/SUB HEAD/ITEM |
|-----|--|--|
| SP1 | PERMANENT SECRETARY MINISTRY OF SPORT AND YOUTH AFFAIRS | 06/01(001-015) 07/01(001) 07/04(001-002) |
| TA1 | REGISTRAR TAX APPEAL BOARD | 07/01(001) 07/04(001) |
| TE1 | PERMANENT SECRETARY MINISTRY OF TERTIARY EDUCATION AND SKILLS TRAINING | 07/01(001) |
| TM1 | PERMANENT SECRETARY MINISTRY OF TOURISM | 06/01(001) |
| TP2 | TRANSPORT COMMISSIONER MINISTRY OF TRANSPORT | 03/05(001-037) 07/01(001-006) 07/02(001-002) 07/04(001-002) |
| TP3 | DIRECTOR MARITIME SERVICES MINISTRY OF TRANSPORT | 03/06(001-008) 06/01(001) 07/01(001) 07/02(001) 07/04(001-002) 07/06(001-004) |

Receivers of Revenue should note that:

- (i) Items shown give the range of items under their jurisdiction;
- (ii) As a result of the changes in Ministerial portfolios, some items of revenue would appear under two (2) different Receivers of Revenue i.e. the former Receivers where only historical data would be shown and the new Receiver under whose portfolio the collection of the relevant revenue now falls, and;
- (iii) Where the 2017 Draft Estimates of Revenue reflect sums under the relevant Sub-Head Receiver/Item/Sub-Item, these Receivers would have jurisdiction for all aspects of the administration, collection and reporting of the respective sums.

RECEIVERS OF REVENUE AND CODES

| | | HEAD/SUB HEAD/ITEM |
|-----|---|--|
| TR1 | PERMANENT SECRETARY MINISTRY OF TRADE AND INDUSTRY | 03/03(001-003) 03/06(001-002) 06/01(001) 07/01(001-003) |
| W11 | PERMANENT SECRETARY MINISTRY OF WORKS AND INFRASTRUCTURE | 07/06(001) |
| WT1 | PERMANENT SECRETARY MINISTRY OF WORKS AND TRANSPORT | 07/06(001) |
| WT2 | TRANSPORT COMMISSIONER MINISTRY OF WORKS AND TRANSPORT (FORMERLY TP2 MINISTRY OF TRANSPORT) | 03/05(001-037) 07/01(001-006) 07/02(001-002) 07/04(001-002) |
| WT3 | DIRECTOR MARITIME SERVICES MINISTRY OF WORKS AND TRANSPORT (FORMERLY TP3 MINISTRY OF TRANSPORT) | 03/06(001-008) 06/01(001) 07/01(001-002) 07/02(001) 07/04(001-002) 07/06(001-004) |

Receivers of Revenue should note that:

- (i) Items shown give the range of items under their jurisdiction;
- (ii) As a result of the changes in Ministerial portfolios, some items of revenue would appear under two (2) different Receivers of Revenue i.e. the former Receivers where only historical data would be shown and the new Receiver under whose portfolio the collection of the relevant revenue now falls; and;
- (iii) Where the 2017 Draft Estimates of Revenue reflect sums under the relevant Sub-Head Receiver/Item/Sub-Item, these Receivers would have jurisdiction for all aspects of the administration, collection and reporting of the respective sums.

