



**REPUBLIC OF  
TRINIDAD AND TOBAGO**

**DRAFT ESTIMATES**

**OF REVENUE FOR THE**

**FINANCIAL YEAR**

**2018**



## CONTENTS

## ESTIMATES OF REVENUE FOR THE FINANCIAL YEAR, 2018

<b>ABSTRACTS</b>	<b>PAGE</b>
Financial Statement 2018 and Comparative Statements 2017 (Original and Revised Estimates) and 2016 Actual	iv
Abstract of the Estimated Revenue for the Financial Year ending 30th September, 2018 Revised Estimates of Revenue for 2017 and Actual Revenue 2016 ... ..	v
Revenue 2018 by classification ... ..	vi
Abstract of the Estimated Tax Revenue for the Financial year ending 30th September, 2018 Revised Estimates of Revenue for 2017 and Actual Revenue 2016 ... ..	vii
Abstract of the Estimated Non-Tax Revenue for the Financial year ending 30th September, 2018 Revised Estimates of Revenue for 2017 and Actual Revenue 2016 ... ..	viii
Abstract of the Estimated Capital Receipts for the Financial year ending 30th September, 2018 Revised Estimates of Revenue for 2017 and Actual Revenue 2016 ... ..	ix
Abstract of the Estimated Financing for the Financial year ending 30th September, 2018 Revised Estimates of Revenue for 2017 and Actual Revenue 2016 ... ..	x
 <b>HEADS OF REVENUE</b>	
01. Taxes on Income and Profits ... ..	1
02. Taxes on Property ... ..	2
03. Taxes on Goods and Services ... ..	4
04. Taxes on International Trade ... ..	12
05. Other Taxes ... ..	13
06. Property Income ... ..	14
07. Other Non-Tax Revenue ... ..	19
08. Repayment of Past Lending ... ..	34
09. Capital Revenue ... ..	36
10. Borrowing ... ..	39
11. Extraordinary Receipts ... ..	40
 Abstract of the Estimated Revenue for Tobago for the Financial year ending 30th September, 2018 Revised Estimates of Revenue for 2017 and Actual Revenue 2016	
 <b>TOBAGO HEADS OF REVENUE (included in main Revenue Estimates)</b>	
01. Taxes on Income and Profits ... ..	43
02. Taxes on Property ... ..	44
03. Taxes on Goods and Services ... ..	46
04. Taxes on International Trade ... ..	51
05. Other Taxes ... ..	52
06. Property Income ... ..	53
07. Other Non-Tax Revenue ... ..	55
 <b>APPENDIX</b>	
Receivers of Revenue and Codes ... ..	62

## ESTIMATES OF REVENUE 2018

## TRINIDAD AND TOBAGO FINANCIAL STATEMENT 2018 AND COMPARATIVE STATEMENTS 2017 (ORIGINAL AND REVISED ESTIMATES) AND 2016 ACTUAL

CURRENT ACCOUNT									
REVENUE	2016	2017	2017	2018	EXPENDITURE	2016	2017	2017	2018
	Actual	Estimates	Revised	Estimates		Actual	Estimates	Revised	Estimates
	\$Mn	\$Mn	\$Mn	\$Mn		\$Mn	\$Mn	\$Mn	\$Mn
Tax Revenue	28,990.6	29,933.4	26,974.5	30,839.7	Personnel Expenditure	9,525.1	10,312.4	9,717.5	9,096.5
Income and Profits	16,926.2	15,948.2	16,135.8	18,501.6	Salaries	6,533.9	7,124.1	6,807.2	6,447.6
Goods and Services	8,716.2	10,171.4	7,937.7	9,080.7	Wages	577.4	594.6	567.2	567.7
International Trade	3,016.3	2,965.8	2,582.9	2,679.2	Other	2,413.8	2,593.7	2,343.1	2,081.2
Other	331.9	848.0	318.1	578.2	Goods and Services	6,090.4	5,711.7	5,211.8	5,832.8
Non-Tax Revenue	11,405.2	8,120.3	8,310.9	7,561.9	Minor Equipment	157.5	107.8	52.4	211.1
Property Income	7,752.4	7,016.7	6,584.3	6,492.0	Interest and Other Debt Charges	4,840.5	4,643.3	5,187.5	4,157.7
Other Non-Tax Revenue	971.6	1,067.0	1,694.6	1,033.8	Transfers and Subsidies	22,212.7	22,927.7	20,379.5	21,829.0
Repayment of Past Lending	2,681.2	36.6	32.0	36.1	Transfers to Statutory Bodies	7,292.5	6,862.2	6,803.8	6,526.8
					Acquisition of Physical Assets	0.0	0.0	0.0	0.0
					Sub-Total	50,118.7	50,565.1	47,352.5	47,653.9
					Current Surplus/(Deficit)	(9,722.9)	(12,511.4)	(12,067.1)	(9,252.3)
	40,395.8	38,053.7	35,285.4	38,401.6		40,395.8	38,053.7	35,285.4	38,401.6
CAPITAL ACCOUNT									
	2016	2017	2017	2018		2016	2017	2017	2018
	Actual	Estimates	Revised	Estimates		Actual	Estimates	Revised	Estimates
	\$Mn	\$Mn	\$Mn	\$Mn		\$Mn	\$Mn	\$Mn	\$Mn
Current Surplus/(Deficit)	(9,722.9)	(12,511.4)	(12,067.1)	(9,252.3)	Development Programme	2,927.2	2,471.0	1,874.7	2,447.7
Capital Revenue	3,813.7	8,740.1	1,700.2	6,420.0	Capital Repayment and Sinking	3,801.0	3,535.2	6,371.2	4,853.6
Surplus/(Deficit)	(5,909.2)	(3,771.3)	(10,366.9)	(2,832.3)	Fund Contributions				
Financing	16,104.3	5,632.2	12,017.0	6,560.8					
Changes in Cash Balances	(3,466.9)	4,145.3	6,595.8	3,572.8					
	6,728.2	6,006.2	8,245.9	7,301.3		6,728.2	6,006.2	8,245.9	7,301.3

Revenue and expenditure exclude the Unemployment and Green Funds

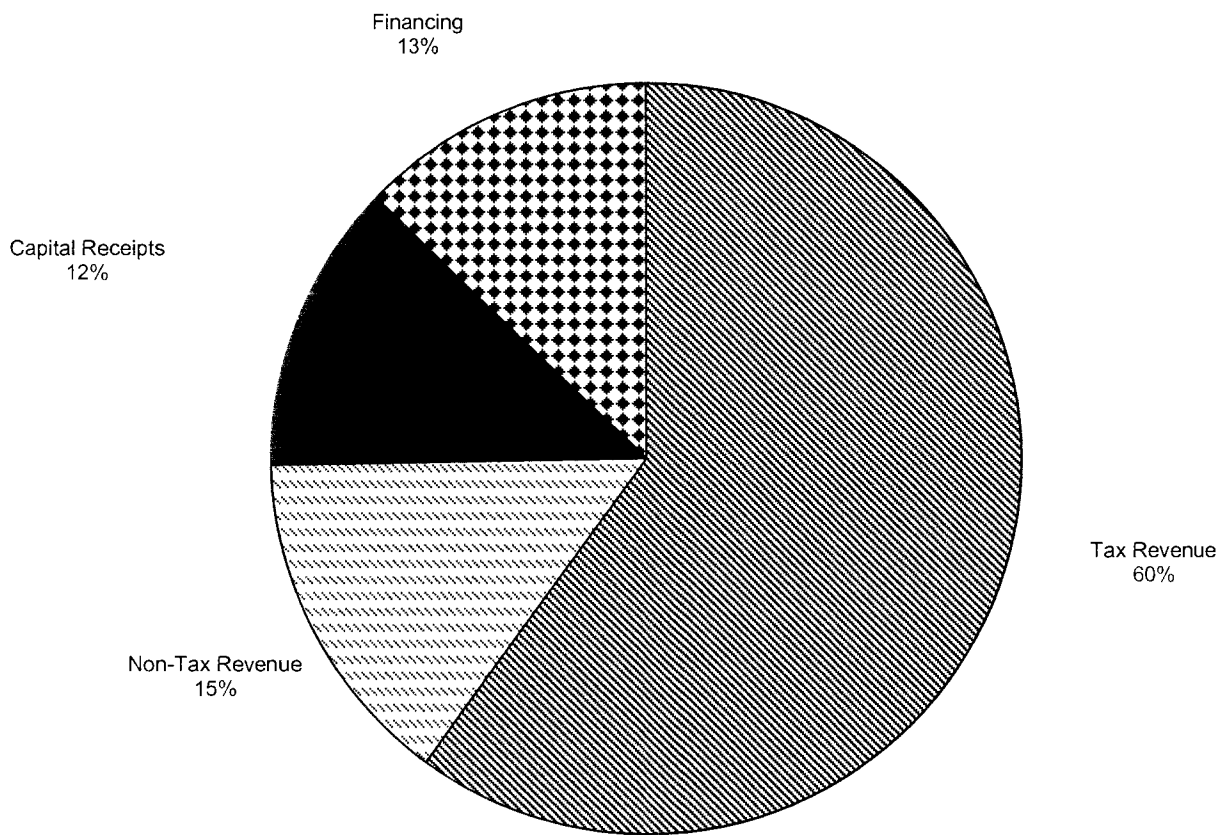
Financing includes withdrawals from the Heritage and Stabilisation Fund in 2016 and 2017

## DRAFT ESTIMATES, TRINIDAD &amp; TOBAGO, FOR 2018

Abstract of Estimated Revenue for the financial year ending 30th September 2018, Revised Estimates of Revenue, 2017 and Actual Revenue, 2016

Head	2016 Actual	2017 Estimates	2017 Revised Estimates	2018 Estimates
	\$	\$	\$	\$
<b>TAX REVENUE</b>				
01. TAXES ON INCOME AND PROFITS	16,926,228,757	15,948,180,035	16,135,802,746	18,501,592,756
02. TAXES ON PROPERTY	3,247,975	503,000,000	3,100,000	253,200,000
03. TAXES ON GOODS AND SERVICES	8,716,178,885	10,171,350,450	7,937,671,685	9,080,701,850
04. TAXES ON INTERNATIONAL TRADE	3,016,349,327	2,965,817,500	2,582,926,510	2,679,161,800
05. OTHER TAXES	328,624,061	345,000,000	315,000,000	325,000,000
<b>TOTAL TAX REVENUE</b>	<b>28,990,629,005</b>	<b>29,933,347,985</b>	<b>26,974,500,941</b>	<b>30,839,656,406</b>
<b>NON-TAX REVENUE</b>				
06. PROPERTY INCOME	7,752,364,780	7,016,709,291	6,584,283,288	6,491,982,377
07. OTHER NON-TAX REVENUE	971,591,636	1,067,029,893	1,694,644,550	1,033,809,000
08. REPAYMENT OF PAST LENDING	2,681,216,534	36,621,914	32,037,457	36,068,800
<b>TOTAL NON-TAX REVENUE</b>	<b>11,405,172,950</b>	<b>8,120,361,098</b>	<b>8,310,965,295</b>	<b>7,561,860,177</b>
<b>SUB-TOTAL</b>	<b>40,395,801,955</b>	<b>38,053,709,083</b>	<b>35,285,466,236</b>	<b>38,401,516,583</b>
<b>CAPITAL RECEIPTS</b>				
09. CAPITAL REVENUE	3,813,716,410	8,740,096,935	1,700,193,211	6,419,950,000
<b>TOTAL CAPITAL RECEIPTS</b>	<b>3,813,716,410</b>	<b>8,740,096,935</b>	<b>1,700,193,211</b>	<b>6,419,950,000</b>
<b>SUB-TOTAL</b>	<b>44,209,518,365</b>	<b>46,793,806,018</b>	<b>36,985,659,447</b>	<b>44,821,466,583</b>
<b>FINANCING</b>				
10. BORROWING	13,605,874,012	5,632,200,000	10,304,810,929	6,560,800,000
11. EXTRAORDINARY RECEIPTS	2,498,363,800	-	1,712,200,000	-
<b>TOTAL FINANCING</b>	<b>16,104,237,812</b>	<b>5,632,200,000</b>	<b>12,017,010,929</b>	<b>6,560,800,000</b>
<b>GRAND TOTAL</b>	<b>60,313,756,177</b>	<b>52,426,006,018</b>	<b>49,002,670,376</b>	<b>51,382,266,583</b>

## REVENUE 2018 BY CLASSIFICATION

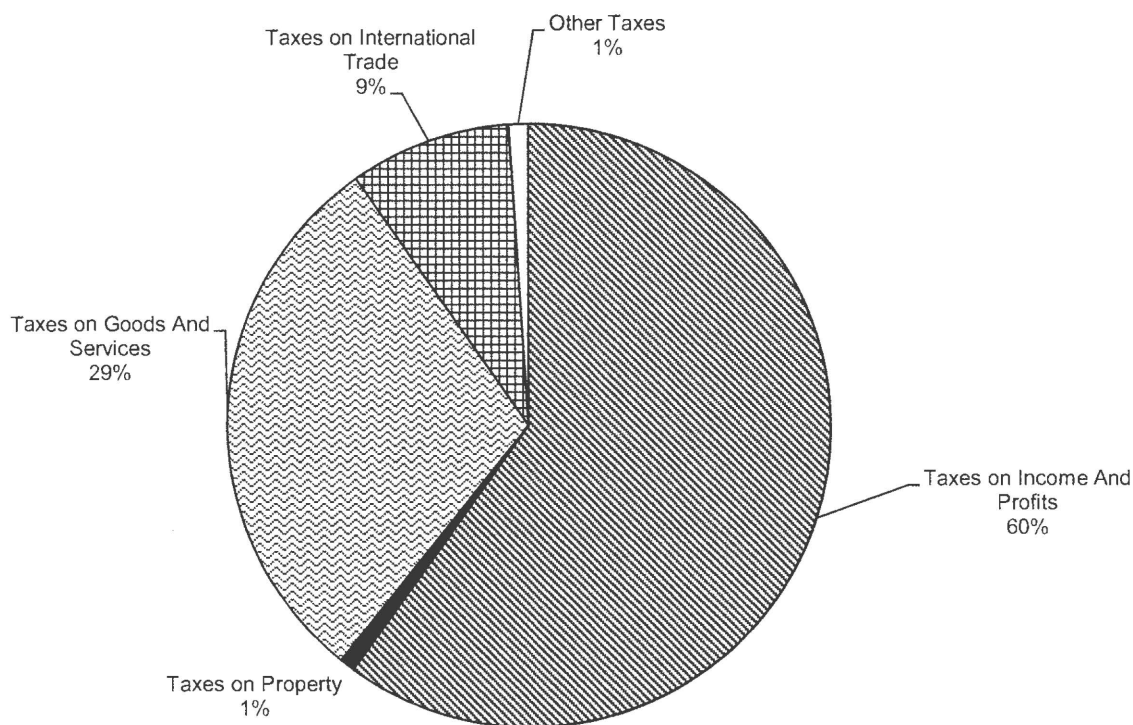


## DRAFT ESTIMATES, TRINIDAD &amp; TOBAGO, FOR 2018

Abstract of Estimated TAX REVENUE for the financial year ending 30th September 2018, Revised Estimates of Revenue, 2017 and Actual Revenue, 2016

Head	2016 Actual	2017 Estimates	2017 Revised Estimates	2018 Estimates
	\$	\$	\$	\$
<b>TAX REVENUE</b>				
01. TAXES ON INCOME AND PROFITS	16,926,228,757	15,948,180,035	16,135,802,746	18,501,592,756
02. TAXES ON PROPERTY	3,247,975	503,000,000	3,100,000	253,200,000
03. TAXES ON GOODS AND SERVICES	8,716,178,885	10,171,350,450	7,937,671,685	9,080,701,850
04. TAXES ON INTERNATIONAL TRADE	3,016,349,327	2,965,817,500	2,582,926,510	2,679,161,800
05. OTHER TAXES	328,624,061	345,000,000	315,000,000	325,000,000
<b>TOTAL TAX REVENUE</b>	<b>28,990,629,005</b>	<b>29,933,347,985</b>	<b>26,974,500,941</b>	<b>30,839,656,406</b>

## TAX REVENUE 2018

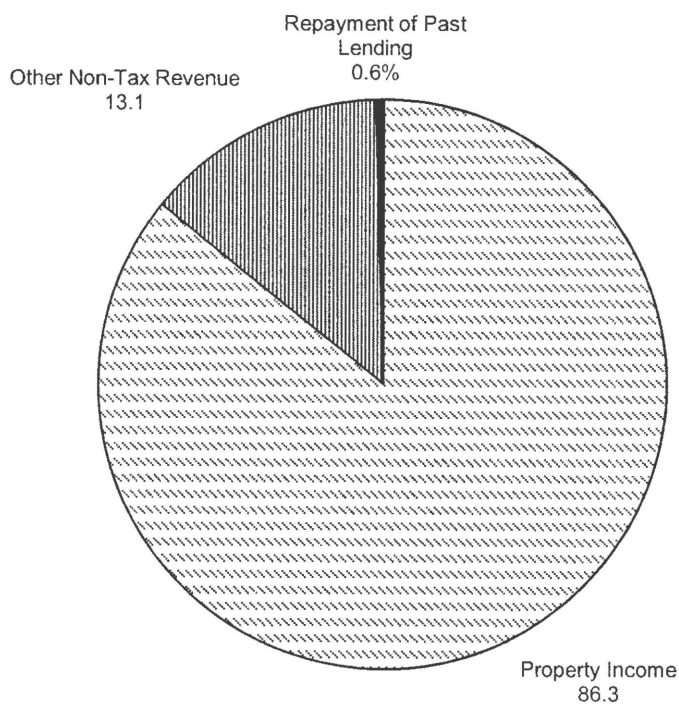


## DRAFT ESTIMATES, TRINIDAD &amp; TOBAGO, FOR 2018

Abstract of Estimated NON-TAX REVENUE for the financial year ending 30th September 2018, Revised Estimates of Revenue, 2017 and Actual Revenue, 2016

Head	2016 Actual	2017 Estimates	2017 Revised Estimates	2018 Estimates
	\$	\$	\$	\$
<b>NON-TAX REVENUE</b>				
06. PROPERTY INCOME	7,752,364,780	7,016,709,291	6,584,283,288	6,491,982,377
07. OTHER NON-TAX REVENUE	971,591,636	1,067,029,893	1,694,644,550	1,033,809,000
08. REPAYMENT OF PAST LENDING	2,681,216,534	36,621,914	32,037,457	36,068,800
<b>TOTAL NON-TAX REVENUE</b>	<b>11,405,172,950</b>	<b>8,120,361,098</b>	<b>8,310,965,295</b>	<b>7,561,860,177</b>
<b>SUB-TOTAL</b>	<b>40,395,801,955</b>	<b>38,053,709,083</b>	<b>35,285,466,236</b>	<b>38,401,516,583</b>

## NON-TAX REVENUE 2018





## DRAFT ESTIMATES, TRINIDAD &amp; TOBAGO, FOR 2018

Abstract of Estimated CAPITAL RECEIPTS for the financial year ending 30th September 2018, Revised Estimates of Revenue, 2017 and Actual Revenue, 2016

Head	2016 Actual	2017 Estimates	2017 Revised Estimates	2018 Estimates
	\$	\$	\$	\$
CAPITAL RECEIPTS				
09. CAPITAL REVENUE	3,813,716,410	8,740,096,935	1,700,193,211	6,419,950,000
TOTAL CAPITAL RECEIPTS	3,813,716,410	8,740,096,935	1,700,193,211	6,419,950,000
SUB-TOTAL	44,209,518,365	46,793,806,018	36,985,659,447	44,821,466,583

## DRAFT ESTIMATES, TRINIDAD &amp; TOBAGO, FOR 2018

Abstract of Estimated FINANCING for the financial year ending 30th September 2018, Revised Estimates of Revenue, 2017 and Actual Revenue, 2016

Head	2016 Actual	2017 Estimates	2017 Revised Estimates	2018 Estimates
	\$	\$	\$	\$
FINANCING				
10. BORROWING	13,605,874,012	5,632,200,000	10,304,810,929	6,560,800,000
11. EXTRAORDINARY RECEIPTS	2,498,363,800	-	1,712,200,000	-
TOTAL FINANCING	16,104,237,812	5,632,200,000	12,017,010,929	6,560,800,000
GRAND TOTAL	60,313,756,177	52,426,006,018	49,002,670,376	51,382,266,583

DRAFT ESTIMATES OF REVENUE, 2018

Head : 01

## Trinidad and Tobago

## Head 01 - TAXES ON INCOME AND PROFITS

Sub-Head / Receiver / Item / Sub-Item		2016 Actual	2017 Estimates	2017 Revised Estimates	2018 Estimates
		\$	\$	\$	\$
FN2	CHAIRMAN BOARD OF INLAND REVENUE MINISTRY OF FINANCE				
01	Oil Companies (Chap 75:04)	1,036,449,894	472,026,160	1,078,116,925	2,101,592,756
02	Other Companies (Chap 75:02)	7,003,122,029	6,807,700,000	6,907,100,000	7,704,400,000
03	Individuals (Chap 75:01)	7,186,510,135	7,034,307,631	6,403,339,577	6,962,000,000
04	Withholding Tax (Chap 75:01)	989,959,344	739,000,000	854,800,000	810,500,000
05	Insurance Surrender Tax (Chap 75:01)	46,174,563	46,000,000	47,400,000	46,100,000
07	Business Levy (Chap 75:02)	438,233,199	643,546,244	643,546,244	692,000,000
09	Health Surcharge (Chap 75:05)	225,779,593	205,600,000	201,500,000	185,000,000
Total		16,926,228,757	15,948,180,035	16,135,802,746	18,501,592,756

Estimates 2018	...	...	...	18,501,592,756
Revised Estimates 2017	...	...	...	16,135,802,746
Increase	...	...	...	2,365,790,010

DRAFT ESTIMATES OF REVENUE, 2018

Head : 02

Trinidad and Tobago  
Head 02 - TAXES ON PROPERTY

Sub-Head / Receiver / Item / Sub-Item		2016 Actual	2017 Estimates	2017 Revised Estimates	2018 Estimates
01	Lands and Buildings Taxes	\$ 3,247,975	\$ 3,000,000	\$ 3,100,000	\$ 3,200,000
03	Property Tax	-	500,000,000	-	250,000,000
04	Industrial and Land Tax	-	-	-	-
Total		3,247,975	503,000,000	3,100,000	253,200,000

Estimates 2018	...	...	...	253,200,000
Revised Estimates 2017	...	...	...	3,100,000
Increase	...	...	...	<u>250,100,000</u>

Sub-Head / Receiver / Item / Sub-Item		2016 Actual	2017 Estimates	2017 Revised Estimates	2018 Estimates
01	Lands and Buildings Taxes	\$	\$	\$	\$
R01	REVENUE OFFICER V ST GEORGE WEST, MINISTRY OF FINANCE				
001	Lands and Buildings Taxes (Ch. 76:04)	650,009	600,000	650,000	650,000
R02	REVENUE OFFICER IV ST GEORGE EAST, MINISTRY OF FINANCE				
001	Lands and Buildings Taxes (Ch. 76:04)	595,035	600,000	675,000	730,000
R03	REVENUE OFFICER IV CARONI / CHAGUANAS, MINISTRY OF FINANCE				
001	Lands and Buildings Taxes (Ch. 76:04)	527,734	450,000	330,000	375,000
R04	REVENUE OFFICER IV ST ANDREW/ ST DAVID, MINISTRY OF FINANCE				
001	Lands and Buildings Taxes (Ch. 76:04)	371,039	300,000	300,000	300,000
R05	REVENUE OFFICER IV ST PATRICK, MINISTRY OF FINANCE				
001	Lands and Buildings Taxes (Ch. 76:04)	370,804	250,000	270,000	275,000
Lands and Buildings Taxes Carried Forward		2,514,621	2,200,000	2,225,000	2,330,000

DRAFT ESTIMATES OF REVENUE, 2018

Head : 02

Trinidad and Tobago  
Head 02 - TAXES ON PROPERTY

Sub-Head / Receiver / Item / Sub-Item		2016 Actual	2017 Estimates	2017 Revised Estimates	2018 Estimates
01	Lands and Buildings Taxes - Brought Forward	\$ 2,514,621	\$ 2,200,000	\$ 2,225,000	\$ 2,330,000
R06	REVENUE OFFICER IV NARIVA / MAYARO, MINISTRY OF FINANCE				
001	Lands and Buildings Taxes (Ch. 76:04)	77,263	100,000	100,000	120,000
R07	REVENUE OFFICER IV VICTORIA, MINISTRY OF FINANCE				
001	Lands and Buildings Taxes (Ch. 76:04)	254,518	250,000	375,000	300,000
R08	REVENUE OFFICER IV TOBAGO				
001	Lands and Buildings Taxes (Ch. 76:04)	401,573	450,000	400,000	450,000
	Sub-Head Total	3,247,975	3,000,000	3,100,000	3,200,000
03	Property Tax				
FN2	CHAIRMAN BOARD OF INLAND REVENUE MINISTRY OF FINANCE				
001	Property Tax (Act No. 18 of 2009)	-	500,000,000	-	250,000,000
	Sub-Head Total	-	500,000,000	-	250,000,000
04	Industrial and Land Tax				
FN2	CHAIRMAN BOARD OF INLAND REVENUE MINISTRY OF FINANCE				
001	Industrial Land Tax	-	-	-	-
	Sub-Head Total	-	-	-	-

DRAFT ESTIMATES OF REVENUE, 2018

Head : 03

## Trinidad and Tobago

## Head 03 - TAXES ON GOODS AND SERVICES

Sub-Head / Receiver / Item / Sub-Item		2016 Actual	2017 Estimates	2017 Revised Estimates	2018 Estimates
		\$	\$	\$	\$
01	Purchase Tax	117,982	50,000	845,400	100,000
02	Excise Duties	711,343,956	987,500,000	691,889,000	709,500,000
03	Betting and Entertainment Taxes	-	77,874,487	-	11,857,000
04	Liquor & Miscellaneous Business Licences & Fees	10,563,068	10,219,600	10,271,450	10,510,850
05	Motor Vehicles Taxes and Duties (Chap. 48:50)	568,994,642	604,597,500	414,954,955	429,470,000
06	Other	397,295,210	585,308,863	376,549,510	771,260,000
07	Value Added Tax	7,004,687,446	7,825,000,000	6,400,000,000	7,100,000,000
08	Alcohol and Tobacco Taxes	23,176,581	10,800,000	19,318,920	20,004,000
09	Tax on online purchases	-	70,000,000	23,842,450	28,000,000
Total		8,716,178,885	10,171,350,450	7,937,671,685	9,080,701,850

Estimates 2018	...	...	...	9,080,701,850
Revised Estimates 2017	...	...	...	7,937,671,685
Increase	...	...	...	<u>1,143,030,165</u>

Sub-Head / Receiver / Item / Sub-Item		2016 Actual	2017 Estimates	2017 Revised Estimates	2018 Estimates
		\$	\$	\$	\$
01	Purchase Tax				
FN3	COMPTROLLER OF CUSTOMS AND EXCISE MINISTRY OF FINANCE				
001	Purchase Tax (Ch. 77:01)	117,982	50,000	845,400	100,000
Sub-Head Total		117,982	50,000	845,400	100,000

DRAFT ESTIMATES OF REVENUE, 2018

Head : 03

Trinidad and Tobago

## Head 03 - TAXES ON GOODS AND SERVICES

Sub-Head / Receiver / Item / Sub-Item		2016 Actual	2017 Estimates	2017 Revised Estimates	2018 Estimates
02	<u>Excise Duties</u>	\$	\$	\$	\$
FN3	COMPTROLLER OF CUSTOMS AND EXCISE MINISTRY OF FINANCE				
001	Rum and Spirits (Ch. 78:50)	168,196,316	205,300,000	142,842,800	156,000,000
002	Beer Duty (Chap. 78:50)	180,872,224	217,500,000	191,844,800	192,000,000
003	Oil (Petrol)(Chap. 78:50)	131,852,554	136,000,000	101,627,400	102,000,000
006	Cigarettes (Ch. 78:50)	202,918,941	400,200,000	227,074,000	230,000,000
007	Malta Beverage (Ch. 78:50)	27,503,921	28,500,000	28,500,000	29,500,000
	Sub-Head Total	711,343,956	987,500,000	691,889,000	709,500,000
03	<u>Betting and Entertainment Taxes</u>				
TR1	PERMANENT SECRETARY MINISTRY OF TRADE AND INDUSTRY				
001	Tote and Forecast (Chap.11:19)	-	35,308,935	-	4,837,000
003	Betting Office Levy (Ch. 21:53)	-	42,565,552	-	7,020,000
	Sub-Head Total	-	77,874,487	-	11,857,000
04	<u>Liquor &amp; Miscellaneous Business Licences &amp; Fees</u>				
FN3	COMPTROLLER OF CUSTOMS AND EXCISE MINISTRY OF FINANCE				
001	Spirit Retailers, Port-of-Spain (Ch. 84:10)	295,988	300,000	300,000	300,000
002	Spirit Retailers, San Fernando (Ch. 84:10)	177,400	185,000	190,000	195,000
003	Spirit Retailers, Towns (Ch. 84:10)	314,212	275,000	275,000	275,000
004	Spirit Retailers, Elsewhere (Ch. 84:10)	2,378,220	2,400,000	2,400,000	2,400,000
005	Spirit Grocers, Port-of-Spain (Ch. 84:10)	243,675	250,000	252,000	253,000
006	Spirit Grocers, San Fernando (Ch. 84:10)	189,000	200,000	206,000	206,000
007	Spirit Grocers, Elsewhere (Ch. 84:10)	1,519,125	1,400,000	1,450,000	1,450,000
008	Spirit Dealers (Ch. 84:10)	48,600	53,000	53,000	53,000
009	Special Hotel up to 15 bedrooms (Ch. 84:10)	157,500	180,000	180,000	180,000
010	Special Hotel, 16-49 bedrooms (Ch. 84:10)	154,688	120,000	120,000	120,000
011	Special Hotel, 50-150 bedrooms (84:10)	83,250	75,000	116,000	116,000
012	Special Hotel, more than 150 bedrooms (Ch. 84:10)	24,750	23,000	29,000	29,000
013	Hotel Spirit, up to 15 bedrooms (Ch. 84:10)	30,937	25,000	25,000	25,000
014	Hotel Spirit, 16-49 bedrooms (Ch. 84:10)	23,625	13,500	13,500	13,500
015	Hotel Spirit, 50-150 bedrooms (84:10)	20,250	13,500	13,900	14,000
016	Hotel Spirit, more than 150 bedrooms (Ch. 84:10)	9,000	9,000	20,700	21,000
	Liquor & Miscellaneous Business Licences & Fees Carried Forward	5,670,220	5,522,000	5,644,100	5,650,500

DRAFT ESTIMATES OF REVENUE, 2018

Head : 03

## Trinidad and Tobago

## Head 03 - TAXES ON GOODS AND SERVICES

Sub-Head / Receiver / Item / Sub-Item		2016 Actual	2017 Estimates	2017 Revised Estimates	2018 Estimates
		\$	\$	\$	\$
04	Liquor & Miscellaneous Business Licences & Fees - Brought Forward	5,670,220	5,522,000	5,644,100	5,650,500
017	Restaurant, Port-of-Spain (Ch. 84:10)	11,812	12,000	12,000	12,000
018	Restaurant, San Fernando (Ch. 84:10)	39,375	40,000	40,000	40,000
019	Restaurant, Elsewhere (Ch. 84:10)	248,063	245,000	350,000	350,000
020	Special Restaurant, Port-of-Spain (Ch. 84:10)	504,562	500,000	400,000	405,000
021	Special Restaurant, San Fernando (Ch. 84:10)	513,281	510,000	525,000	525,000
022	Special Restaurant, Elsewhere (Ch. 84:10)	2,281,368	2,050,000	2,050,000	2,200,000
023	Night Bar, Port-of-Spain (Ch. 84:10)	-	-	-	-
024	Night Bar, San Fernando (Ch. 84:10)	-	-	-	-
025	Night Bar, Elsewhere (Ch. 84:10)	4,500	5,000	5,000	5,000
026	Wine Retailers, Port-of-Spain (Ch. 84:10)	18,994	18,000	4,500	7,000
027	Wine Retailers, San Fernando (Ch. 84:10)	3,375	4,000	4,000	4,000
028	Wine Retailers, Elsewhere (Ch. 84:10)	25,939	26,000	129,000	129,000
029	Wine Merchants (Ch. 84:10)	14,512	13,000	13,000	13,000
030	Distillers (Chap. 87:54)	2,000	2,000	2,000	2,000
031	Still Dealers (Ch. 87:54)	-	1,500	1,500	1,500
032	Compounders (Ch. 87:54)	2,000	2,000	2,250	2,250
033	Methylated Spirits (Chap. 87:54)	2,606	2,500	2,500	2,500
034	Medicinal Spirits (Chap. 87:54)	25	100	100	100
035	Vinegar Manufacturers (Chap. 87:54)	500	500	500	500
036	Bay Rum and Perfumed Spirits (Chap. 87:54)	1,000	1,000	1,500	1,500
037	Brewers (Chap. 87:52)	4,000	4,000	4,000	4,000
038	Clubs (Chap. 21:01)	868,650	905,000	724,500	800,000
		10,216,782	9,863,600	9,915,450	10,154,850
MJ1	CHIEF MAGISTRATE MAGISTRACY - JUDICIARY				
001	Occasional (Chap. 84:10)	342,190	350,000	350,000	350,000
002	Transfer Fees (Chap. 84:10)	4,096	6,000	6,000	6,000
		346,286	356,000	356,000	356,000
	Sub-Head Total	10,563,068	10,219,600	10,271,450	10,510,850



DRAFT ESTIMATES OF REVENUE, 2018

Head : 03

## Trinidad and Tobago

## Head 03 - TAXES ON GOODS AND SERVICES

Sub-Head / Receiver / Item / Sub-Item		2016 Actual	2017 Estimates	2017 Revised Estimates	2018 Estimates
		\$	\$	\$	\$
05	<u>Motor Vehicles Taxes and Duties (Chap. 48:50)</u>				
FN2	CHAIRMAN BOARD OF INLAND REVENUE MINISTRY OF FINANCE				
001	Motor Vehicles Taxes (Ch. 48:50)	311,935	255,000	255,000	260,000
003	Tax on transfer of Used Motor Vehicles (Ch. 48:50)	37,096,660	35,300,000	38,000,000	39,000,000
		37,408,595	35,555,000	38,255,000	39,260,000
FN3	COMPTROLLER OF CUSTOMS AND EXCISE MINISTRY OF FINANCE				
001	Motor Vehicles Taxes (Ch. 48:50)	399,273,495	414,200,000	245,141,430	250,000,000
WT2	TRANSPORT COMMISSIONER MINISTRY OF WORKS AND TRANSPORT				
001	Motor Vehicles Licences (Ch. 48:50)	-	-	-	-
002	3-year Driving Permits (Ch. 48:50)	79,450	80,000	3,500	3,500
003	1-year Driving Permits (Ch. 48:50)	40,130	45,000	19,380	20,000
004	Provisional Driving Permits (Ch. 48:50)	1,507,940	1,600,000	1,376,280	1,400,000
005	Conductors' Permits (Ch. 48:50)	-	-	-	-
006	Duplicate Permits (Ch. 48:50)	814,910	850,000	781,900	800,000
007	Taxi Drivers' Licences (Ch. 48:50)	167,020	46,000	139,150	139,500
008	Examination of Drivers (Ch. 48:50)	8,665,835	9,000,000	7,999,590	8,500,000
009	Road Permits (Ch. 48:50)	691,465	650,000	575,000	650,000
010	Inspection Fees (Ch. 48:50)	15,616,270	19,200,000	17,500,000	17,500,000
011	Driving Certificates (Ch. 48:50)	1,023,920	1,000,000	924,000	950,000
012	Dealers' Licences (Ch. 48:50)	2,175,000	2,400,000	2,200,000	2,200,000
013	Registration of Motor Vehicles (Ch. 48:50)	3,749,600	4,000,000	2,711,000	2,800,000
014	Certified Extracts of Register (Ch. 48:50)	5,591,100	6,000,000	7,850,000	7,850,000
015	Changes of Ownership (Ch. 48:50)	375,020	410,000	410,000	410,000
016	Amendments to Register (Ch. 48:50)	1,224,355	1,200,000	1,380,000	1,385,000
017	Other Vehicles (Ch. 48:50)	-	-	285	-
018	Examination Study Guides (Ch. 48:50)	299,032	300,000	214,000	250,000
019	Refund of Travelling Expenses	87,090	100,000	75,100	75,500
020	Miscellaneous	-	-	-	-
021	Priority Bus Route - Toll Charge (Ch. 48:50)	1,234,800	250,000	760,000	760,000
022	Licence Endorsements (Ch. 48:50)	192,780	215,000	180,000	200,000
023	Processing of H-Vehicles Applications (Ch. 48:50)	126,700	120,000	120,000	120,000
024	Certified Extract of Inspector's Report (Ch. 48:50)	-	-	-	-
025	Renewal of Taxi Driver Licence / Badge (Ch. 48:50)	197,435	300,000	179,000	200,000
026	Application for Maxi-Taxi Licence (Ch. 48:53)	84,700	85,000	85,000	85,000
031	5 Year Driving Permits (Ch. 48:50)	73,044,000	90,000,000	67,211,000	75,000,000
032	4 Year Driving Permits (Ch. 48:50)	110,240	140,000	4,400	4,500
033	2 Year Driving Permits (Ch. 48:50)	40,740	45,000	2,520	3,000
034	Subsequent Duplicate of a Licence or Permit (Ch. 48:50)	287,890	300,000	206,600	250,000
	Motor Vehicles Taxes and Duties (Chap. 48:50) Carried Forward	554,109,512	588,091,000	396,304,135	410,816,000

DRAFT ESTIMATES OF REVENUE, 2018

Head : 03

## Trinidad and Tobago

## Head 03 - TAXES ON GOODS AND SERVICES

Sub-Head / Receiver / Item / Sub-Item	2016 Actual	2017 Estimates	2017 Revised Estimates	2018 Estimates
	\$	\$	\$	\$
05 Motor Vehicles Taxes and Duties (Chap. 48:50) - Brought Forward	554,109,512	588,091,000	396,304,135	410,816,000
035 Duplicate Licence\Badge for Taxi Drivers (Ch. 48:50)	6,200	6,000	3,120	3,500
036 Subsequent Duplicate Licence/Badge for Taxi Drivers (Ch 48:50)	930	500	2,700	500
037 10 Year Driving Permits (Chap. 48:50)	14,878,000	16,500,000	18,645,000	18,650,000
	132,312,552	154,842,500	131,558,525	140,210,000
Sub-Head Total	568,994,642	604,597,500	414,954,955	429,470,000
06 Other				
AL1 PERMANENT SECRETARY MINISTRY OF AGRICULTURE, LAND AND FISHERIES				
001 Sawmills (Chap 66:02)	224,000	300,000	244,000	250,000
002 Wild Animals and Birds (Chap 67:01)	1,343,997	550,000	928,500	930,000
003 Removal Permits (Forestry) (Chap 66:01)	107,707	220,000	126,000	127,000
004 Bulk Timber Removal Permits (Chap. 66:01)	25,031	10,000	30,200	31,000
005 Log Haulage Permits (Chap. 66:02)	23,250	30,000	48,950	50,000
006 Owner/Operator Furniture Shop Permits (Chap. 66:02)	55,000	45,000	45,000	50,000
007 Veterinary Surgeons' Registration Fees(Chap. 67:04)	550	750	2,550	3,000
	1,779,535	1,155,750	1,425,200	1,441,000
AT4 CHIEF STATE SOLICITOR MINISTRY OF THE ATTORNEY GENERAL AND LEGAL AFFAIRS				
001 Commissioner of Affidavits (Chap. 6:52)	21,600	18,000	18,000	22,000
EN1 PERMANENT SECRETARY MINISTRY OF ENERGY AND ENERGY INDUSTRIES				
001 Marketing Licences (Retail at Petrol Stations, etc) (Chap. 62:01)	457,800	662,000	348,000	442,000
003 Pipe Lines Licences (Ch. 62:01)	2,800	2,500	2,500	2,500
006 Marketing Licences for Petroleum By-products (Chap. 62:01)	8,000	9,000	-	-
010 Application Fees - Compressed Natural Gas Licences (Chapter 62:01)	4,500	10,500	3,500	12,500
011 Compressed Natural Gas Service Licence (Chapter 62:01)	2,000	8,000	3,000	10,000
012 Compressed Natural Gas Marketing Licence (Chopter 62:01)	16,000	32,000	26,000	32,000
Other				
Carried Forward	2,292,235	1,897,750	1,826,200	1,962,000

DRAFT ESTIMATES OF REVENUE, 2018

Head : 03

Trinidad and Tobago

## Head 03 - TAXES ON GOODS AND SERVICES

Sub-Head / Receiver / Item / Sub-Item		2016 Actual	2017 Estimates	2017 Revised Estimates	2018 Estimates
06	Other	\$	\$	\$	\$
	- Brought Forward	2,292,235	1,897,750	1,826,200	1,962,000
017	Marketing Licences Fees for Bunkering (Chap. 62:01)	-	-	-	-
		491,100	724,000	383,000	499,000
FN2	CHAIRMAN BOARD OF INLAND REVENUE MINISTRY OF FINANCE				
001	Auctioneers (Chap. 84:03)	2,000	3,000	4,000	4,000
004	Tax Clearance Certificates (Ch. 75:01 and Ch. 75:06)	1,190,900	1,700,000	1,101,500	1,200,000
005	Moneylenders (Chap. 84:04)	57,000	52,000	52,000	52,000
006	Pawnbrokers (Chap. 84:05)	32,500	33,000	25,000	33,000
015	Hotel Room Tax (Chap. 77:01)	53,933,644	55,000,000	52,000,000	52,500,000
019	Transaction Tax on Financial Services (Chap. 77:01)	86,902,315	81,000,000	91,800,000	92,000,000
020	Insurance Premium Tax (Chap. 77:01)	180,976,156	185,000,000	162,000,000	165,000,000
021	Club Gaming Tax (Chap. 21:01)	66,650,980	250,000,000	62,000,000	281,600,000
022	Winnings Tax	-	-	-	170,000,000
		389,745,495	572,788,000	368,982,500	762,389,000
FN3	COMPTROLLER OF CUSTOMS AND EXCISE MINISTRY OF FINANCE				
004	Copra Manufacturers (Chap. 64:30)	198	200	200	200
HE1	PERMANENT SECRETARY MINISTRY OF HEALTH				
002	Private Hospitals (Chap. 29:03)	21,675	22,000	7,500	8,500
003	Application for Registration of a Pesticide (Ch. 30:03)	101,759	190,000	116,900	117,000
004	Application for a Licence to import a Pesticide (Ch. 30:03)	154,572	205,000	185,130	186,000
005	Application for licensing of premises for Pesticides (Ch. 30:03)	375,200	575,000	427,300	430,000
006	Application for Shopkeeper licence to sell drugs (Chap. 29:52)	54,640	52,000	52,000	55,000
		707,846	1,044,000	788,830	796,500
MJ1	CHIEF MAGISTRATE MAGISTRACY - JUDICIARY				
001	Bailiffs (Chap. 63:50)	606	-	-	-
002	Cinema (Chap. 20:10)	27,030	10,000	39,530	40,000
003	Explosives (Chap. 16:02)	50,720	50,000	50,000	50,000
004	Sale of Old Metal and Marine Stores (Chap. 84:07)	11,600	17,000	17,000	17,000
005	Hucksters and Pedlars (Ch. 84:09)	3,060	4,200	4,200	4,200
006	Precious Metals and Stones (Chap. 84:06)	64,800	90,000	90,000	90,000
	Other				
	Carried Forward	392,903,590	575,901,150	371,798,460	765,348,900

DRAFT ESTIMATES OF REVENUE, 2018

Head : 03

## Trinidad and Tobago

## Head 03 - TAXES ON GOODS AND SERVICES

Sub-Head / Receiver / Item / Sub-Item		2016 Actual	2017 Estimates	2017 Revised Estimates	2018 Estimates
06	Other - Brought Forward	\$ 392,903,590	\$ 575,901,150	\$ 371,798,460	\$ 765,348,900
007	Produce - Sale of (Chap. 63:52)	-	100	-	100
008	Theatres and Dance Halls (Chap. 21:03)	84,330	100,000	100,000	100,000
009	Tourist Guides (Chap. 11:02)	780	800	1,650	2,000
		242,926	272,100	302,380	303,300
NS2	CHIEF IMMIGRATION OFFICER MINISTRY OF NATIONAL SECURITY				
001	Departure Tax - Ports other than Airports (Ch. 77:01)	793,100	800,000	642,300	750,000
NS3	COMMISSIONER OF POLICE TRINIDAD AND TOBAGO POLICE SERVICE				
001	Firearms and Ammunition (Chap. 16:01)	2,630,770	3,000,000	3,000,000	3,000,000
PUI	PERMANENT SECRETARY MINISTRY OF PUBLIC UTILITIES				
007	Housing Electricians (Chap 54:71)	150,500	265,000	198,500	199,000
SJ1	REGISTRAR SUPREME COURT - JUDICIARY				
001	Boiliffs - (Ch. 4:61 - Act No. 58 of 2000)	35,825	35,000	35,000	35,000
TR1	PERMANENT SECRETARY MINISTRY OF TRADE AND INDUSTRY				
001	Betting Office Licences (Chap. 11:19)	-	4,383,800	-	1,000,000
002	Betting Office Permit (Chap. 11:19)	-	27,513	-	5,000
		-	4,411,313	-	1,005,000
WT3	DIRECTOR MARITIME SERVICES MINISTRY OF WORKS AND TRANSPORT				
001	Certificates of Competence (Ch. 50:08)(Ch. 50:10)	53,750	60,000	60,000	60,000
002	Droghers (Ch. 50:07)	320,738	350,000	394,000	400,000
003	Motor Launches (Ch. 50:08)	90,847	80,000	80,000	90,000
005	Registration of Ships (Ch. 50:10)	23,980	25,000	25,000	25,000
006	Safety Certificates (Ch. 50:10)	142,600	225,000	140,000	140,000
007	Security Certificates (Ch. 50:10)	46,300	37,500	10,000	40,000
008	Boatmasters and Boat Engineers Licences (Ch. 50:10)	18,100	18,000	64,600	65,000
		696,315	795,500	773,600	820,000
	Sub-Head Total	397,295,210	585,308,863	376,549,510	771,260,000

DRAFT ESTIMATES OF REVENUE, 2018

Head : 03

Trinidad and Tobago

## Head 03 - TAXES ON GOODS AND SERVICES

Sub-Head / Receiver / Item / Sub-Item		2016 Actual	2017 Estimates	2017 Revised Estimates	2018 Estimates
07	<u>Value Added Tax</u>	\$	\$	\$	\$
FN2	CHAIRMAN BOARD OF INLAND REVENUE MINISTRY OF FINANCE				
001	Value Added Tax (Ch. 75:06). Act No. 37 of 1989	7,004,687,446	7,825,000,000	6,400,000,000	7,100,000,000
	Sub-Head Total	7,004,687,446	7,825,000,000	6,400,000,000	7,100,000,000
08	<u>Alcohol and Tobacco Taxes</u>				
FN3	COMPTROLLER OF CUSTOMS AND EXCISE MINISTRY OF FINANCE				
001	Alcoholic and Other Beverages Tax (Chap 77:01)	13,407	-	3,700	4,000
002	Tobacco Tax (Ch. 77:01)	23,163,174	10,800,000	19,315,220	20,000,000
	Sub-Head Total	23,176,581	10,800,000	19,318,920	20,004,000
09	<u>Tax on online purchases</u>				
FN3	COMPTROLLER OF CUSTOMS AND EXCISE MINISTRY OF FINANCE				
001	Tax on online purchases	-	70,000,000	23,842,450	28,000,000
	Sub-Head Total	-	70,000,000	23,842,450	28,000,000

DRAFT ESTIMATES OF REVENUE, 2018

Head : 04

## Trinidad and Tobago

## Head 04 - TAXES ON INTERNATIONAL TRADE

Sub-Head / Receiver / Item / Sub-Item		2016 Actual	2017 Estimates	2017 Revised Estimates	2018 Estimates
01	Import Duties	\$ 3,015,981,171	\$ 2,965,806,500	\$ 2,582,404,510	\$ 2,679,002,800
02	Other	368,156	11,000	522,000	159,000
Total		3,016,349,327	2,965,817,500	2,582,926,510	2,679,161,800

Estimates 2018	...	...	...	2,679,161,800
Revised Estimates 2017	...	...	...	2,582,926,510
Increase	...	...	...	<u>96,235,290</u>

Sub-Head / Receiver / Item / Sub-Item		2016 Actual	2017 Estimates	2017 Revised Estimates	2018 Estimates
01	Import Duties	\$	\$	\$	\$
FN3	COMPTROLLER OF CUSTOMS AND EXCISE MINISTRY OF FINANCE				
001	Import Duties (Chap. 78:01)	2,991,735,392	2,939,800,000	2,560,000,000	2,655,000,000
002	Stamp Duty on Bills of Entry	-	500	780	800
004	Special Tax - Household Effects (Ch. 77:01)	6,897	6,000	1,570	2,000
005	Import Surcharge (Ch. 77:01)	24,238,882	26,000,000	22,402,160	24,000,000
Sub-Head Total		3,015,981,171	2,965,806,500	2,582,404,510	2,679,002,800
02	Other				
FN3	COMPTROLLER OF CUSTOMS AND EXCISE MINISTRY OF FINANCE				
001	Miscellaneous	220,612	10,000	412,000	100,000
002	Anti-dumping Duty (Ch. 78:05)	147,544	1,000	110,000	59,000
Sub-Head Total		368,156	11,000	522,000	159,000

DRAFT ESTIMATES OF REVENUE, 2018

Head : 05

Trinidad and Tobago  
Head 05 - OTHER TAXES

Sub-Head / Receiver / Item / Sub-Item		2016 Actual	2017 Estimates	2017 Revised Estimates	2018 Estimates
		\$	\$	\$	\$
FN2	CHAIRMAN BOARD OF INLAND REVENUE MINISTRY OF FINANCE				
01	Stamp Duties (Chap. 76:01)	328,624,061	345,000,000	315,000,000	325,000,000
Total		328,624,061	345,000,000	315,000,000	325,000,000

Estimates 2018	...	...	...	325,000,000
Revised Estimates 2017	...	...	...	315,000,000
Increase	...	...	...	<u>10,000,000</u>

DRAFT ESTIMATES OF REVENUE, 2018

Head : 06

Trinidad and Tobago  
Head 06 - PROPERTY INCOME

Sub-Head / Receiver / Item / Sub-Item		2016 Actual	2017 Estimates	2017 Revised Estimates	2018 Estimates
		\$	\$	\$	\$
01	Rental Income	24,024,634	21,400,000	26,197,076	23,182,100
02	Interest Income	20,541,135	24,743,000	21,992,500	23,202,000
03	Royalties	525,460,177	1,053,216,786	1,057,216,786	3,160,841,977
04	Profits from Non-Financial Enterprises	5,367,890,948	4,464,882,000	3,439,747,035	1,699,976,800
05	Profits from Public Financial Institutions	809,013,053	647,600,000	731,626,065	779,662,000
06	Other Property Income	1,005,434,833	804,867,505	1,307,503,826	805,117,500
Total		7,752,364,780	7,016,709,291	6,584,283,288	6,491,982,377

Estimates 2018	...	6,491,982,377
Revised Estimates 2017	...	6,584,283,288
Decrease	...	92,300,911

Sub-Head / Receiver / Item / Sub-Item		2016 Actual	2017 Estimates	2017 Revised Estimates	2018 Estimates
		\$	\$	\$	\$
01	Rental Income				
AL3	COMMISSIONER OF STATE LANDS MINISTRY OF AGRICULTURE, LAND AND FISHERIES				
001	Ground Rents (excluding Quarries, Sand and Gravel Pits) (Ch.57:01)	4,201,808	6,217,022	4,500,000	4,500,000
002	Wayleave for oil pipes along roads	-	700	700	700
003	Rents of Access Roads	-	100	100	100
005	Rents of Housing Lots - Trinidad & Tobago Housing Development Corporation	8,943	157,057	157,057	157,057
006	Rent of Lands, formerly owned by Caroni (1975) Ltd	1,727,063	3,500,000	8,000,932	8,563,773
		5,937,814	9,874,879	12,658,789	13,221,630
CA1	PERMANENT SECRETARY MINISTRY OF COMMUNITY DEVELOPMENT, CULTURE AND THE ARTS				
001	Rental of Booths - Terminal Malls	-	2,400,000	2,400,000	-
003	Rental of National Academy for the Performing Arts, Hotel and facilities (NAPA)	-	-	-	-
004	Rental of National Academy for the Performing Arts facilities (NAPA)	-	-	-	800,000
	Rental Income Carried Forward	5,937,814	12,274,879	15,058,789	14,021,630



DRAFT ESTIMATES OF REVENUE, 2018

Head : 06

Trinidad and Tobago  
Head 06 - PROPERTY INCOME

Sub-Head / Receiver / Item / Sub-Item		2016 Actual	2017 Estimates	2017 Revised Estimates	2018 Estimates
		\$	\$	\$	\$
01	Rental Income - Brought Forward	5,937,814	12,274,879	15,058,789	14,021,630
005	Rental of National Academy for the Performing Arts facilities - South Campus	-	-	-	800,000
		-	2,400,000	2,400,000	1,600,000
ED1	PERMANENT SECRETARY MINISTRY OF EDUCATION				
001	Rental of Rudranath Capildeo Learning Resource Centre	28,000	36,000	36,000	28,000
PAT	PERMANENT SECRETARY MINISTRY OF PUBLIC ADMINISTRATION AND COMMUNICATIONS				
001	Lease Payments/Rents of Government Buildings	13,901,931	5,000,000	7,000,000	5,000,000
002	Rental of Finance Building (Roof Level)	56	-	-	-
		13,901,987	5,000,000	7,000,000	5,000,000
SP1	PERMANENT SECRETARY MINISTRY OF SPORT AND YOUTH AFFAIRS				
001	West Port-of-Spain Regional Park - Proceeds from Rental, etc.	2,451,864	2,370,075	2,370,075	1,474,900
002	Proceeds from St. Paul Street Multi-purpose Complex	6,666	19,146	19,146	17,820
003	Proceeds from Hockey Facility/Indoor Sporting Arena - Tacarigua	249,709	300,000	300,000	300,000
004	Proceeds from Indoor Sporting Arena - Pleasantville	277,428	210,000	242,507	262,500
005	Proceeds from Indoor Sporting Arena - Point Fortin	155,044	150,000	150,000	170,000
006	Proceeds from Indoor Sporting Arena - Maloney	110,902	100,000	100,000	105,000
007	Proceeds from Indoor Sporting Arena - Chaguanas	314,069	300,000	300,000	338,000
008	Proceeds from Ato Boldon Stadium - Couva	180,050	150,000	150,000	112,000
010	Proceeds from Larry Gomes Stadium - Arima	116,325	116,500	116,500	121,000
011	Proceeds from Mannie Ramjohn Stadium - Marabella	128,400	162,800	162,800	143,500
012	Proceeds from Dwight Yorke Stadium - Bacolet	26,155	78,600	7,000	12,000
013	Proceeds from Rental - Chatham Youth Camp	1,000	2,000	3,500	4,000
014	Proceeds from Rental - Persto Praesto Youth Camp	12,210	15,000	15,000	7,000
015	Proceeds from Youth Centres	113,036	80,000	135,759	125,750
016	Proceeds from the Indoor Sporting Arena - Mayaro	-	-	-	100,000
		4,142,858	4,054,121	4,072,287	3,293,470
TR1	PERMANENT SECRETARY MINISTRY OF TRADE AND INDUSTRY				
001	Rental of Equipment - Events Centre	13,975	15,000	15,000	24,000
	Rental Income Carried Forward	24,024,634	21,380,000	26,182,076	23,167,100

DRAFT ESTIMATES OF REVENUE, 2018

Head : 06

## Trinidad and Tobago

## Head 06 - PROPERTY INCOME

Sub-Head / Receiver / Item / Sub-Item		2016 Actual	2017 Estimates	2017 Revised Estimates	2018 Estimates
01	Rental Income - Brought Forward	\$ 24,024,634	\$ 21,380,000	\$ 26,182,076	\$ 23,167,100
002	Rental of National Academy for the Performing Arts Hotel (NAPA)	-	-	15,000	15,000
WT3	DIRECTOR MARITIME SERVICES MINISTRY OF WORKS AND TRANSPORT	13,975	15,000	30,000	39,000
001	Rental of Vessels - Maritime Services	-	20,000	-	-
	Sub-Head Total	24,024,634	21,400,000	26,197,076	23,182,100
02	Interest Income				
FN1	COMPTROLLER OF ACCOUNTS MINISTRY OF FINANCE				
001	Interest on Investment				
01	Consolidated Fund	26,062	25,000	15,500	25,000
002	Interest on Floating Balances	9,657	10,000	10,000	10,000
003	Interest on Loans and Advances				
	COMPTROLLER OF ACCOUNTS				
17	Interest on Loans to Public Servants	6,508,026	7,000,000	7,000,000	7,000,000
21	Trinidad and Tobago Mortgage Finance Company Limited	8,655,751	9,200,000	9,200,000	8,500,000
50	Loan to Government of Dominica	-	400,000	-	400,000
52	Loan to Government of St Lucia	4,179,154	4,350,000	4,350,000	4,100,000
53	Loan to Government of Grenada	-	2,350,000	-	2,000,000
63	Loan to Government of Guyana	1,144,677	1,400,000	1,400,000	1,150,000
		20,487,608	24,700,000	21,950,000	23,150,000
004	Interest on Swap Agreement - Six Fast Patrol Crafts	17,808	8,000	17,000	17,000
	Sub-Head Total	20,541,135	24,743,000	21,992,500	23,202,000

DRAFT ESTIMATES OF REVENUE, 2018

Head : 06

Trinidad and Tobago  
Head 06 - PROPERTY INCOME

Sub-Head / Receiver / Item / Sub-Item		2016 Actual	2017 Estimates	2017 Revised Estimates	2018 Estimates
03	<u>Royalties</u>	\$	\$	\$	\$
EN1	PERMANENT SECRETARY MINISTRY OF ENERGY AND ENERGY INDUSTRIES				
001	Royalty on Oil and Gas (Chap. 62:01)	520,244,778	1,049,632,805	1,049,632,805	3,155,735,606
002	Asphalt or Pitch won from the Pitch Lake (Ch. 61:03)	-	83,981	83,981	106,371
003	Quarries, Sand and Gravel Pits (Ch. 61:03)	5,215,399	3,500,000	7,500,000	5,000,000
	Sub-Head Total	525,460,177	1,053,216,786	1,057,216,786	3,160,841,977
04	<u>Profits from Non-Financial Enterprises</u>				
FN1	COMPTROLLER OF ACCOUNTS MINISTRY OF FINANCE				
	DIVIDENDS AND SURPLUSES				
001	National Lottery (Chap. 21:04)	177,783,950	200,000,000	306,000,000	200,000,000
002	Telecommunications Authority of Trinidad and Tobago (TATT)	36,675,222	35,000,000	30,200,000	30,000,000
		214,459,172	235,000,000	336,200,000	230,000,000
FN5	PERMANENT SECRETARY MINISTRY OF FINANCE (INVESTMENT DIVISION)				
002	State Enterprises	5,106,591,396	4,188,000,000	3,061,665,035	1,428,600,800
003	CLICO Investment Fund	46,840,380	41,882,000	41,882,000	41,376,000
		5,153,431,776	4,229,882,000	3,103,547,035	1,469,976,800
	Sub-Head Total	5,367,890,948	4,464,882,000	3,439,747,035	1,699,976,800

DRAFT ESTIMATES OF REVENUE, 2018

Head : 06

Trinidad and Tobago  
Head 06 - PROPERTY INCOME

Sub-Head / Receiver / Item / Sub-Item		2016 Actual	2017 Estimates	2017 Revised Estimates	2018 Estimates
05	<u>Profits from Public Financial Institutions</u>	\$	\$	\$	\$
FN1	COMPTROLLER OF ACCOUNTS MINISTRY OF FINANCE				
	INTEREST, DIVIDENDS AND SURPLUSES				
001	Equity Profits - Central Bank (Ch. 79:02)	809,013,053	630,000,000	714,026,065	761,000,000
FN5	PERMANENT SECRETARY MINISTRY OF FINANCE (INVESTMENT DIVISION)				
001	State Enterprises	-	17,600,000	17,600,000	18,662,000
	Sub-Head Total	809,013,053	647,600,000	731,626,065	779,662,000
06	<u>Other Property Income</u>				
AL3	COMMISSIONER OF STATE LANDS MINISTRY OF AGRICULTURE, LAND AND FISHERIES				
001	Premia on Leases (Chap 57:01)	120,000	867,505	3,323,914	867,500
004	Premia for variations of the User Clauses in existing leases (Ch. 57:01)	2,615,625	2,000,000	2,000,000	2,000,000
		2,735,625	2,867,505	5,323,914	2,867,500
EN1	PERMANENT SECRETARY MINISTRY OF ENERGY AND ENERGY INDUSTRIES				
001	Share of Profits from Oil Companies under Production Sharing Contract (Chap 62:01)	1,000,000,000	800,000,000	1,300,000,000	800,000,000
HS1	PERMANENT SECRETARY MINISTRY OF HOUSING AND URBAN DEVELOPMENT				
003	Shelter Construction Financing Facility	2,699,208	2,000,000	2,179,912	2,250,000
	Sub-Head Total	1,005,434,833	804,867,505	1,307,503,826	805,117,500

DRAFT ESTIMATES OF REVENUE, 2018

Head : 07

Trinidad and Tobago  
Head 07 - OTHER NON-TAX REVENUE

Sub-Head / Receiver / Item / Sub-Item		2016 Actual	2017 Estimates	2017 Revised Estimates	2018 Estimates
01	Administrative Fees and Charges	\$ 503,125,155	\$ 548,504,621	\$ 641,882,880	\$ 521,098,000
02	Fines and Forfeitures	80,324,546	78,298,300	98,585,500	131,844,000
03	Pension Contributions	57,608,703	44,520,986	58,774,473	44,990,000
04	Non-Industrial Sales	18,869,771	20,855,100	26,758,039	18,983,000
06	Other (Miscellaneous)	311,663,461	374,850,886	868,643,658	316,894,000
Total		971,591,636	1,067,029,893	1,694,644,550	1,033,809,000

Estimates 2018	...	...	...	1,033,809,000
Revised Estimates 2017	...	...	...	1,694,644,550
Decrease	...	...	...	660,835,550

Sub-Head / Receiver / Item / Sub-Item		2016 Actual	2017 Estimates	2017 Revised Estimates	2018 Estimates
01	Administrative Fees and Charges	\$	\$	\$	\$
AL1	PERMANENT SECRETARY MINISTRY OF AGRICULTURE, LAND AND FISHERIES				
001	Fees - San Fernando Hill	181,140	200,000	235,000	220,000
002	Fees - Caroni Swamp	31	-	-	-
003	Agriculture-Examiner of Animals (Ch. 67:02)	5,327	3,000	9,500	7,500
004	Veterinary Officers' Fees (Ch. 67:04)	21,466	20,000	20,000	20,000
005	Dogs and Cats Quarantine Stn. Quarantine Fees (Ch. 67:02)	-	-	240	-
006	Laboratory Fees	30,265	40,000	59,000	50,000
007	Import Permits (Ch. 67:02)	122,080	120,000	110,000	120,000
008	Registration Fees - Praedial Larceny (Ch.10:03)	1,100	1,500	1,200	1,200
009	Export Permits (Ch. 67:02)	26,920	27,000	23,000	25,000
010	Horses Quarantine Station, Quarantine Fees (Ch. 67:02)	9,360	11,000	5,200	8,000
		397,689	422,500	463,140	451,700
AL3	COMMISSIONER OF STATE LANDS MINISTRY OF AGRICULTURE, LAND AND FISHERIES				
001	Commissioner of State Lands Search Fees	-	-	62,068	-
002	Miscellaneous	4,200	5,000	7,000	5,000
	Administrative Fees and Charges Carried Forward	401,889	427,500	532,208	456,700

DRAFT ESTIMATES OF REVENUE, 2018

Head : 07

Trinidad and Tobago  
Head 07 - OTHER NON-TAX REVENUE

Sub-Head / Receiver / Item / Sub-Item		2016 Actual	2017 Estimates	2017 Revised Estimates	2018 Estimates
01	Administrative Fees and Charges - Brought Forward	\$ 401,889	\$ 427,500	\$ 532,208	\$ 456,700
003	Licence Fee for Land Reclamation (Ch. 57:01)	1,250	5,260	-	5,300
004	Preparation and Processing of Agreement and Leases (Ch. 57:01)	22,193	25,000	9,000	20,000
005	Processing of Reclamation and Jetty Licences (Ch. 57:01)	470,000	425,750	470,000	470,000
006	Approval of Building Plans on Lands subject to State Leases (Ch. 57:01)	11,250	10,000	2,800	10,000
007	Grant of Consent to Assign (Ch. 57:01)	84,917	90,000	60,000	90,000
		593,810	561,010	610,868	600,300
AT4	CHIEF STATE SOLICITOR MINISTRY OF THE ATTORNEY GENERAL AND LEGAL AFFAIRS				
001	State Solicitor	408,253	100,000	700,000	300,000
002	Administrator General (Chap 9:01)	15,522	15,000	55,500	15,000
004	Public Trustee (Ch. 9:01)	10,755	7,500	2,500	7,500
		434,530	122,500	758,000	322,500
AT6	REGISTRAR GENERAL MINISTRY OF THE ATTORNEY GENERAL AND LEGAL AFFAIRS				
001	Registrar General (Chap 19:03)	39,735,892	35,000,000	34,000,000	35,000,000
002	Application for Marriage Officers' Licence (Chap 45:01)	5,950	5,000	4,700	5,000
003	Marriage Officers' Licence Fee (Chap 45:01)	21,500	25,000	3,800	20,000
004	Renewal of Marriage Officers' Licence (Chap 45:01)	14,500	14,000	10,600	12,000
		39,777,842	35,044,000	34,019,100	35,037,000
AT7	CONTROLLER INTELLECTUAL PROPERTY OFFICE MINISTRY OF THE ATTORNEY GENERAL AND LEGAL AFFAIRS				
001	Intellectual Property Fees (Chap 82:75-82:81)	5,895,380	5,800,000	5,800,000	6,000,000
CA1	PERMANENT SECRETARY MINISTRY OF COMMUNITY DEVELOPMENT, CULTURE AND THE ARTS				
001	Fees - National Academy for the Performing Arts	793,201	1,676,000	1,800,000	-
CM1	PERMANENT SECRETARY MINISTRY OF COMMUNICATIONS				
003	Censor Cinematograph Film (Ch. 20:10)	39,976	-	-	-
EB1	CHIEF ELECTION OFFICER ELECTIONS AND BOUNDARIES COMMISSION				
001	Fees for the replacement of Identification Cards (Chap 2:01)	319,680	330,000	330,000	330,000
	Administrative Fees and Charges Carried Forward	48,252,108	43,956,010	43,781,108	42,741,500

DRAFT ESTIMATES OF REVENUE, 2018

Head : 07

Trinidad and Tobago  
Head 07 - OTHER NON-TAX REVENUE

Sub-Head / Receiver / Item / Sub-Item	2016 Actual	2017 Estimates	2017 Revised Estimates	2018 Estimates
01 Administrative Fees and Charges - Brought Forward	\$ 48,252,108	\$ 43,956,010	\$ 43,781,108	\$ 42,741,500
ED1 PERMANENT SECRETARY MINISTRY OF EDUCATION				
003 Sale of Handwork and Publications				
004 External Examination - Local Fees for Candidates	679,856	650,000	500,000	650,000
006 Polytechnic Registration	2,855	3,200	2,000	3,200
007 Polytechnic Tuition	10,541	5,000	5,000	10,000
008 Polytechnic Laboratory	3,940	2,000	2,500	2,700
012 Registration of Teachers	10,775	8,000	12,500	8,000
013 Examination Fees not elsewhere classified	1,773,157	1,000,000	1,500,000	1,500,000
014 Sale of Dictionary of Occupational Titles	-	50	-	-
015 Fees - Certified Examinations Statements & Transcripts	3,500	3,000	3,000	3,000
016 Textbook Rental Programme - Fees	1,645	5,000	2,000	5,000
017 Examination Fees	14,620	15,000	17,000	15,000
	2,500,889	1,691,250	2,044,000	2,196,900
EN1 PERMANENT SECRETARY MINISTRY OF ENERGY AND ENERGY INDUSTRIES				
002 Fees for Competitive Bidding - Petroleum (Ch. 62:01)	-	2,000	-	3,051,000
004 Oil Impost (Chap. 62:01, Sec. 72-74)	136,173,360	107,353,491	139,174,000	114,177,000
013 Fees - Miscellaneous	35,571	4,500	43,700	4,500
016 Bunkering Company Licence Fee (Ex-vessel and Ex-wharf) (Chap. 62:01)	26,622	27,000	242,928	27,000
017 Bunkering Vessel Inspection Fee (Ex-vessel) (Ch. 62:01)	13,311	6,600	60,732	6,700
018 Facility Inspection Fee (Ex-wharf)(Ch. 62:01)	6,656	6,600	60,732	6,700
	136,255,520	107,400,191	139,582,092	117,272,900
ET1 REGISTRAR EQUAL OPPURTUNITY TRIBUNAL				
001 Fees	112	2,000	10,500	8,000
FA1 PERMANENT SECRETARY MINISTRY OF FOREIGN AND CARICOM AFFAIRS				
002 Diplomatic Mail Service Charge (Chapter 77:01)	2,318,804	2,500,000	2,500,000	2,500,000
FN1 COMPTROLLER OF ACCOUNTS MINISTRY OF FINANCE				
001 Licence Fees - Financial Institutions other than Commercial Banks	100	500	-	500
Administrative Fees and Charges Carried Forward	189,327,533	155,549,951	187,917,700	164,719,800

DRAFT ESTIMATES OF REVENUE, 2018

Head : 07

## Trinidad and Tobago

## Head 07 - OTHER NON-TAX REVENUE

Sub-Head / Receiver / Item / Sub-Item		2016 Actual	2017 Estimates	2017 Revised Estimates	2018 Estimates
01	Administrative Fees and Charges - Brought Forward	\$ 189,327,533	\$ 155,549,951	\$ 187,917,700	\$ 164,719,800
FN2	CHAIRMAN BOARD OF INLAND REVENUE MINISTRY OF FINANCE				
001	Cinematograph Arrangement Fee (Chap 77:03 Sec 10)	21,000	25,000	35,500	20,000
002	Warden's Search Fees	77,554	70,000	99,000	70,000
003	Pension Plan - Registration Fee (Ch. 84:01)	410	400	1,500	400
		98,964	95,400	136,000	90,400
FN3	COMPTROLLER OF CUSTOMS AND EXCISE MINISTRY OF FINANCE				
001	Comptroller of Customs and Excise (Ch. 78:01)	8,456,248	8,000,000	9,000,000	8,000,000
002	Processing of Bills of Sight (Ch. 78:01)	50,083	50,000	50,000	50,000
003	Container Processing Fees (Ch. 78:01)	40,940,052	31,000,000	32,000,000	34,000,000
004	Customs Declaration Transaction User Fee (Chap 78:01)	9,929,931	7,500,000	7,000,000	9,000,000
		59,376,314	46,550,000	48,050,000	51,050,000
FN7	SUPERVISOR OF INSOLVENCY OFFICE OF THE SUPERVISOR OF INSOLVENCY				
001	Fees for Licenses and Other Services under the Bankruptcy and Insolvency Act No. 26 of 2007	6,500	6,000	2,260,150	6,000,000
HE1	PERMANENT SECRETARY MINISTRY OF HEALTH				
003	Chemist (Ch. 30:01)(Ch. 30:03)	311,370	290,000	290,000	300,000
009	Public Health Inspectors Overtime Allowances	-	-	31,275	-
		311,370	290,000	321,275	300,000
IC2	REGISTRAR INTEGRITY COMMISSION				
001	Legal Judgements in favour of the Integrity Commission	18,000	20,000	5,000	20,000
LE1	PERMANENT SECRETARY MINISTRY OF LABOUR AND SMALL ENTERPRISE DEVELOPMENT				
001	Registrar, Trade Unions (Chap 88:02)	52	50	29	50
002	Commissioner of Co-operatives (Chap 81:03)	30	20	40	50
003	Registrar, Friendly Societies (Chap 32:50)	38	50	45	50
		120	120	114	150
	Administrative Fees and Charges Carried Forward	249,138,801	202,511,471	238,690,239	222,180,350



DRAFT ESTIMATES OF REVENUE, 2018

Head : 07

## Trinidad and Tobago

## Head 07 - OTHER NON-TAX REVENUE

Sub-Head / Receiver / Item / Sub-Item		2016 Actual	2017 Estimates	2017 Revised Estimates	2018 Estimates
01	Administrative Fees and Charges - Brought Forward	\$ 249,138,801	\$ 202,511,471	\$ 238,690,239	\$ 222,180,350
MJ1	CHIEF MAGISTRATE MAGISTRACY - JUDICIARY				
001	District and Petty Civil Courts (Chap 4:21)	18,674	20,000	73,000	80,000
002	Magistrates' Courts (Chap 4:20)	119,823	130,000	130,000	130,000
003	Liquor Licences - Application Fees (Chap 84:10)	33,557	38,000	46,000	40,000
004	Magistrates' Notes of Evidence (Chap 4:20)	178,352	170,000	190,000	175,000
		350,406	358,000	439,000	425,000
NS1	PERMANENT SECRETARY MINISTRY OF NATIONAL SECURITY				
001	Naturalisation Certificates (Chap 1:50)	1,700	5,000	900	5,000
002	Registration as a Citizen (Chap 1:50)	54,994	65,000	50,000	60,000
003	Work Permits - Application Fees (Chap 18:01)	3,722,550	3,800,000	2,700,000	3,800,000
004	Work Permits - Duration Fees (Chap 18:01)	24,120,950	27,000,000	18,000,000	20,000,000
005	Travelling Salesmen - Permit Fees (Chap 18:01)	-	-	-	-
006	Certificate of Residence (Chap 18:01)	109,500	150,000	110,000	150,000
007	Trinidad and Tobago Forensic Science Centre-fees for Services (Chap 7:02)	33,452	30,000	10,000	25,000
008	Overseas Missionary Permits (Chap 18:01)	112,000	140,000	70,000	100,000
		28,155,146	31,190,000	20,940,900	24,140,000
NS2	CHIEF IMMIGRATION OFFICER MINISTRY OF NATIONAL SECURITY				
001	Passport and Permit Fees (Chap 18:01)	46,787,060	52,000,000	40,000,000	44,000,000
002	Immigration - Boarding and Clearing Fees (Chap 18:01)	1,241,425	1,300,000	1,300,000	1,300,000
005	Restoration of Citizenship - Application Fees (Chap 1:50)	5,757	3,000	3,000	3,000
006	Restoration of Citizenship - Certificate Fees (Chap 1:50)	31,409	5,000	5,000	5,000
007	Issue of Letters confirming Citizenship or Residence (Chap 18:01)	26,821	10,000	113,000	15,000
		48,092,472	53,318,000	41,421,000	45,323,000
NS3	COMMISSIONER OF POLICE TRINIDAD AND TOBAGO POLICE SERVICE				
001	Clothing and Powder Cart	1,600	2,000	-	1,500
003	Miscellaneous	9,497,960	9,500,000	10,200,000	10,000,000
004	Fees for lodgement of firearms (Ch. 16:01)	399,627	110,000	100,000	110,000
		9,899,187	9,612,000	10,300,000	10,111,500
	Administrative Fees and Charges Carried Forward	335,636,012	296,989,471	311,791,139	302,179,850

DRAFT ESTIMATES OF REVENUE, 2018

Head : 07

Trinidad and Tobago

## Head 07 - OTHER NON-TAX REVENUE

Sub-Head / Receiver / Item / Sub-Item	2016 Actual	2017 Estimates	2017 Revised Estimates	2018 Estimates
01 Administrative Fees and Charges - Brought Forward	\$ 335,636,012	\$ 296,989,471	\$ 311,791,139	\$ 302,179,850
NS4 CHIEF FIRE OFFICER MINISTRY OF NATIONAL SECURITY				
001 Special Services (Ch. 35:50)	610,087	600,000	620,000	600,000
PA1 PERMANENT SECRETARY MINISTRY OF PUBLIC ADMINISTRATION AND COMMUNICATIONS				
001 Censor Cinematograph Film (Ch. 20:10) (formerly CMI Ministry of Communications)	-	30,000	50,000	40,000
PL2 DIRECTOR OF STATISTICS MINISTRY OF PLANNING AND DEVELOPMENT				
001 Supply of Statistical Information (Ch. 19:02)	-	80,000	-	-
002 Computer Service (C. S. O.) (Ch. 19:02)	-	26,000	-	-
	-	106,000	-	-
PUI PERMANENT SECRETARY MINISTRY OF PUBLIC UTILITIES				
004 Government Electrical Inspector's Fees (Ch. 54:72)	5,174,445	5,000,000	5,000,000	5,000,000
005 Specialized Services - Meteorological Services Division	20,915	25,000	4,000	20,000
006 Water Improvement Rates (Chap 54:41)	158,523,210	242,200,000	320,705,665	210,000,000
	163,718,570	247,225,000	325,709,665	215,020,000
SC1 DIRECTOR OF PERSONNEL ADMINISTRATION SERVICE COMMISSIONS DEPARTMENT				
001 Civil Service Entrance Examination Fees(Ch. 23:01)	105,850	500,000	250,000	300,000
002 Fees for copies of Judgement orders by the Police Service Commission (Ch. 01:01)	285	-	-	-
	106,135	500,000	250,000	300,000
SD1 PERMANENT SECRETARY MINISTRY OF SOCIAL DEVELOPMENT AND FAMILY SERVICES				
001 Adult classes	41	150	70	150
SJ1 REGISTRAR SUPREME COURT - JUDICIARY				
001 Registrar, Supreme Court (Chap 4:01)	2,088,448	2,000,000	2,700,000	2,000,000
Administrative Fees and Charges Carried Forward	502,159,293	547,450,621	641,120,874	520,140,000

DRAFT ESTIMATES OF REVENUE, 2018

Head : 07

Trinidad and Tobago  
Head 07 - OTHER NON-TAX REVENUE

Sub-Head / Receiver / Item / Sub-Item	2016 Actual	2017 Estimates	2017 Revised Estimates	2018 Estimates
	\$	\$	\$	\$
01 Administrative Fees and Charges - Brought Forward	502,159,293	547,450,621	641,120,874	520,140,000
002 Commissioner, Workman's Compensation Ordinance (Chap 88:05)	-	-	1,266	2,000
003 Notaries Public Registration Fees (Chap 6:51)	1,000	2,000	-	2,000
004 Marshal (Chap 4:01)	1,511	2,000	3,000	5,000
	2,090,959	2,004,000	2,704,266	2,009,000
SP1 PERMANENT SECRETARY MINISTRY OF SPORT AND YOUTH AFFAIRS				
001 Community Swimming Pools	207,741	175,000	210,000	200,000
WT2 TRANSPORT COMMISSIONER MINISTRY OF WORKS AND TRANSPORT				
001 Weighbridge Fees (Chap 48:50)	687,770	720,000	475,000	600,000
002 Miscellaneous	-	-	2,240	-
003 Registration Fee for Testing Station (Chap 48:50)	3,000	2,000	1,000	2,000
004 Renewal Fee for Testing Station (Chap 48:50)	30,500	35,000	27,000	30,000
005 Examiner Certificate Fee (Chap 48:50)	11,100	12,000	8,000	12,000
006 Renewal of Examiner Certificate Fee (Chap 48:50)	6,000	6,000	4,500	5,000
	738,370	775,000	517,740	649,000
WT3 DIRECTOR MARITIME SERVICES MINISTRY OF WORKS AND TRANSPORT				
001 Shipping Office Fees (Chap 50:10)	17,240	100,000	30,000	100,000
002 Vessel lay up Fees	-	-	-	-
	17,240	100,000	30,000	100,000
Sub-Head Total	503,125,155	548,504,621	641,882,880	521,098,000
02 <u>Fines and Forfeitures</u>				
CM1 PERMANENT SECRETARY MINISTRY OF COMMUNICATIONS				
001 Penalties and Fines - National Library and Information Services (NALIS) Formerly Central Library	31,115	-	-	-
FN1 COMPTROLLER OF ACCOUNTS MINISTRY OF FINANCE				
001 Fines and Penalties under the Financial Institutions Act No 26 of 2008 (Ch. 79:09)	130,597	150,000	5,000	150,000
Fines and Forfeitures Carried Forward	161,712	150,000	5,000	150,000

DRAFT ESTIMATES OF REVENUE, 2018

Head : 07

## Trinidad and Tobago

## Head 07 - OTHER NON-TAX REVENUE

Sub-Head / Receiver / Item / Sub-Item		2016 Actual	2017 Estimates	2017 Revised Estimates	2018 Estimates
02	Fines and Forfeitures - Brought Forward	\$ 161,712	\$ 150,000	\$ 5,000	\$ 150,000
FN3	COMPTROLLER OF CUSTOMS AND EXCISE MINISTRY OF FINANCE				
001	Fines and Seizures (Ch. 78:50)(Ch. 78:01)	4,608,880	4,500,000	2,500,000	4,500,000
FN6	PERMANENT SECRETARY MINISTRY OF FINANCE				
001	Penalties - Securities & Exchange Commission (Chap 83:02)	135,000	250,000	770,000	250,000
IC1	REGISTRAR INDUSTRIAL COURT				
001	Fines (Ch. 88:01)	239,000	200,000	110,000	200,000
MJ1	CHIEF MAGISTRATE MAGISTRACY - JUDICIARY				
001	Magistrates' Courts (Chap 4:20)	27,157,498	25,000,000	31,000,000	30,000,000
002	Petty Civil Courts (Chap 4:21)	84	100	118,000	100
003	Poundage Fees (Chap 67:03)	1,950	1,200	3,000	3,900
004	Miscellaneous	21,155	80,000	70,000	20,000
005	Motor Vehicles and Road Traffic (Fixed Penalty) (Amendment) Regulations, 1984 (Ticket System) (Chap 48:52)	43,828,554	45,200,000	57,500,000	91,000,000
		71,009,241	70,281,300	88,691,000	121,024,000
NS2	CHIEF IMMIGRATION OFFICER MINISTRY OF NATIONAL SECURITY				
001	Fines (Chap 18:01)	-	8,000	-	2,000
NS4	CHIEF FIRE OFFICER MINISTRY OF NATIONAL SECURITY				
001	Fines (Chap 35:50)	-	3,000	-	-
NS5	COMMISSIONER OF PRISONS MINISTRY OF NATIONAL SECURITY				
001	Fines (Chap 13:01)	11,566	3,000	1,000	3,000
PA1	PERMANENT SECRETARY MINISTRY OF PUBLIC ADMINISTRATION AND COMMUNICATIONS				
001	Penalties and Fines - National Library and Information Services (NALIS) Formerly Central Library	-	15,000	18,500	30,000
	Fines and Forfeitures Carried Forward	76,165,399	75,410,300	92,095,500	126,159,000

DRAFT ESTIMATES OF REVENUE, 2018

Head : 07

Trinidad and Tobago  
Head 07 - OTHER NON-TAX REVENUE

Sub-Head / Receiver / Item / Sub-Item		2016 Actual	2017 Estimates	2017 Revised Estimates	2018 Estimates
		\$	\$	\$	\$
02	Fines and Forfeitures - Brought Forward	76,165,399	75,410,300	92,095,500	126,159,000
SC1	DIRECTOR OF PERSONNEL ADMINISTRATION SERVICE COMMISSIONS DEPARTMENT				
001	Fines (Chap. 1:01)	-	3,000	-	-
S31	REGISTRAR SUPREME COURT - JUDICIARY				
001	Supreme Court (Chap 4: 01)	150,913	75,000	350,000	300,000
002	Poundage Fees (Chap. 4: 01)	339,719	25,000	475,000	300,000
		490,632	100,000	825,000	600,000
WT2	TRANSPORT COMMISSIONER MINISTRY OF WORKS AND TRANSPORT				
001	Fines - Late Registration of Transfer (Used Motor Vehicles)(Ch. 48: 50)	83,950	85,000	65,000	85,000
002	Penalty-Late Renewal of Driving Permits (Ch. 48: 50)	3,584,565	2,700,000	5,600,000	5,000,000
		3,668,515	2,785,000	5,665,000	5,085,000
	Sub-Head Total	80,324,546	78,298,300	98,585,500	131,844,000
03	<u>Pension Contributions</u>				
FN1	COMPTROLLER OF ACCOUNTS MINISTRY OF FINANCE				
001	Contributions to Widows' and Orphans' Pension Scheme (Chap. 23: 54)	667,125	750,000	611,453	700,000
002	Police Service- Contribution to Superannuation Fund (Chap. 23: 52)	8,729,565	5,000,000	11,100,000	8,000,000
003	Fire Services - Contribution to Superannuation Fund (Chap. 23: 52)	3,837,542	2,510,000	3,500,000	3,500,000
005	Trinidad and Tobago Defence Force - Contribution to Superannuation Fund (Chap. 23: 52)	37,487,883	30,000,000	38,123,643	28,000,000
006	Members of Parliament	1,009,863	1,500,000	1,000,000	1,000,000
007	Heads of Missions (Chap. 17: 04)	73,736	330,000	209,134	200,000
008	Officers on Secondment (Chap. 23: 52)				
02	University of the West Indies	170,028	230,000	68,216	90,000
11	Trinidad and Tobago Bureau of Standards	-	15,000	-	-
12	Legal Aid and Advisory Authority	-	3,000	-	-
	Pension Contributions Carried Forward	51,975,742	40,338,000	54,612,446	41,490,000

DRAFT ESTIMATES OF REVENUE, 2018

Head : 07

## Trinidad and Tobago

## Head 07 - OTHER NON-TAX REVENUE

Sub-Head / Receiver / Item / Sub-Item		2016 Actual	2017 Estimates	2017 Revised Estimates	2018 Estimates
03	Pension Contributions - Brought Forward	\$ 51,975,742	\$ 40,338,000	\$ 54,612,446	\$ 41,490,000
16	Airports Authority of Trinidad and Tobago	45,027	-	-	-
20	National Institute of Higher Education Research Science and Technology (NIHERST)	47,323	60,000	15,122	-
33	Trinidad & Tobago Securities & Exchange Commission	-	90,000	23,000	-
34	Trinidad & Tobago Industrial Development Corporation (TIDCO)	-	-	-	-
35	National Agricultural Marketing and Development Corporation (NAMDEVCO)	46,056	35,000	46,100	-
39	Telecommunications Authority of T & T	87,986	87,986	87,986	-
40	University of Trinidad and Tobago (UTT)	-	210,000	50,000	-
		226,392	500,986	222,208	-
009	Prison Service - Contribution to Superannuation Fund (Chap.13:02)	5,406,569	3,700,000	3,939,819	3,500,000
	Sub-Head Total	57,608,703	44,520,986	58,774,473	44,990,000
04	Non-Industrial Sales				
AL1	PERMANENT SECRETARY MINISTRY OF AGRICULTURE, LAND AND FISHERIES				
001	Sale of Plants and Produce				
01	St. Augustine Station	1,424,296	1,200,000	1,260,408	1,500,000
02	La Reunion Station	1,206,016	1,000,000	596,409	700,000
04	Marper Farm	678,464	600,000	620,044	600,000
		3,308,776	2,800,000	2,476,861	2,800,000
004	Central Experimental Station	393,415	300,000	265,911	300,000
005	Extension Services Division	106,645	50,000	130,000	110,000
006	St. Joseph Farm - Trinidad	620,626	400,000	500,000	500,000
009	Sale of Apiary Products	16,270	15,000	16,091	14,000
010	Chaguaramas Estate	240	5,000	2,000	2,000
012	Chaguaramas Agricultural Development Project	43,381	75,000	46,500	40,000
016	Sale of Drugs	97,228	100,000	74,681	80,000
018	Hillside Station (St Michael Estate)	4,102	5,000	4,000	3,000
021	La Pastora Station (Horticulture Division)	471,728	300,000	495,000	450,000
023	Forests - Miscellaneous	69,249	90,000	80,000	70,000
024	Forests - Sale of Timber and Produce	2,004,882	8,000,000	13,000,000	8,000,000
		7,136,542	12,140,000	17,091,044	12,369,000
AL2	DIRECTOR OF SURVEYS MINISTRY OF AGRICULTURE, LAND AND FISHERIES				
001	Hydrographic Unit - Sale of Nautical Documents	980	5,000	3,100	4,000
	Non-Industrial Sales Carried Forward	7,137,522	12,145,000	17,094,144	12,373,000

DRAFT ESTIMATES OF REVENUE, 2018

Head : 07

Trinidad and Tobago

## Head 07 - OTHER NON-TAX REVENUE

Sub-Head / Receiver / Item / Sub-Item		2016 Actual	2017 Estimates	2017 Revised Estimates	2018 Estimates
04	Non-Industrial Sales - Brought Forward	\$ 7,137,522	\$ 12,145,000	\$ 17,094,144	\$ 12,373,000
002	Surveys - Sale of Maps, cadastral information and Other related documents	46,133	75,000	60,000	70,000
003	Sale of Survey Control Information (Ch. 58:04)	10,300	6,000	14,000	9,000
004	Sale of Digital Products (Ch. 58:04)	27,796	100,000	20,000	60,000
		85,209	186,000	97,100	143,000
AT5	PERMANENT SECRETARY MINISTRY OF ATTORNEY GENERAL AND LEGAL AFFAIRS				
001	Sale of Publications (Chap. 3:02)	57,150	75,000	75,000	60,000
CA1	PERMANENT SECRETARY MINISTRY OF COMMUNITY DEVELOPMENT, CULTURE AND THE ARTS				
001	Sale of Goods	4,000	300	20,500	3,000
002	Notional Cultural Council - Sale of Literature	-	4,000	2,000	-
		4,000	4,300	22,500	3,000
CM1	PERMANENT SECRETARY MINISTRY OF COMMUNICATIONS				
001	Printing and Stationery	327,164	-	-	-
EB1	CHIEF ELECTION OFFICER ELECTIONS AND BOUNDARIES COMMISSION				
001	Electoral - Sale of Lists (Chap 2:01)	15,527	10,000	33,895	15,000
002	Electoral - Sale of I. D. Cards and Loss of Original (Chap. 2:01)	1,870	-	300	-
003	Electoral Sale of Maps (Chap 2:01)	9,556	25,000	12,503	10,000
004	Electoral - Sale of Reports (Chap 2:01)	2,345	5,000	3,000	2,000
		29,298	40,000	49,698	27,000
EN1	PERMANENT SECRETARY MINISTRY OF ENERGY AND ENERGY INDUSTRIES				
001	Sale of Reports and Maps	1,300	10,000	6,100	474,000
FN1	COMPTROLLER OF ACCOUNTS MINISTRY OF FINANCE				
	SALE OF GOVERNMENT STORES AND OTHER PROPERTY				
001	Sale of obsolete, redundant and unserviceable Government Stores and Property (Ch. 71:91)	8,196,801	5,000,000	3,794,741	2,000,000
	Non-Industrial Sales Carried Forward	15,837,464	17,455,300	21,136,183	15,076,000

DRAFT ESTIMATES OF REVENUE, 2018

Head : 07

## Trinidad and Tobago

## Head 07 - OTHER NON-TAX REVENUE

Sub-Head / Receiver / Item / Sub-Item		2016 Actual	2017 Estimates	2017 Revised Estimates	2018 Estimates
04	Non-Industrial Sales - Brought Forward	\$ 15,837,464	\$ 17,455,300	\$ 21,136,183	\$ 15,076,000
FN3	COMPTROLLER OF CUSTOMS AND EXCISE MINISTRY OF FINANCE				
001	Sale of Spirits Stock Books (Ch. 84:10)	6,909	5,000	9,196	7,000
002	Sale of Certificate Books (Spirit Removal) (Ch. 84:10)	84,147	80,000	65,776	50,000
003	Sale of Certificate Books (Petrol Removal) (Ch. 78:50)	69,875	40,000	65,000	50,000
004	Sale of Goods	3	300	-	-
		----- 160,934	----- 125,300	----- 139,972	----- 107,000
HE1	PERMANENT SECRETARY MINISTRY OF HEALTH				
003	Sale of Stores	3,187	100,000	-	-
IC1	REGISTRAR INDUSTRIAL COURT				
001	Sale of Publications	201,781	100,000	151,319	150,000
N55	COMMISSIONER OF PRISONS MINISTRY OF NATIONAL SECURITY				
001	Prison Industries	116,461	100,000	160,000	100,000
PA1	PERMANENT SECRETARY MINISTRY OF PUBLIC ADMINISTRATION AND COMMUNICATIONS				
001	Printing and Stationery	-	150,000	200,000	150,000
SJ1	REGISTRAR SUPREME COURT - JUDICIARY				
001	Sale of Annual Index	192,686	200,000	297,527	250,000
SP1	PERMANENT SECRETARY MINISTRY OF SPORT AND YOUTH AFFAIRS				
001	Persto Praesto Estate - Sale of Produce	21,961	22,000	19,673	15,000
002	Chatham Youth Camp	19,120	2,500	23,365	15,000
		----- 41,081	----- 24,500	----- 43,038	----- 30,000
TA1	REGISTRAR TAX APPEAL BOARD				
001	Sale of Publications	-	-	-	-
	Non-Industrial Sales Carried Forward	16,553,594	18,255,100	22,128,039	15,863,000



DRAFT ESTIMATES OF REVENUE, 2018

Head : 07

Trinidad and Tobago  
Head 07 - OTHER NON-TAX REVENUE

Sub-Head / Receiver / Item / Sub-Item		2016 Actual	2017 Estimates	2017 Revised Estimates	2018 Estimates
		\$	\$	\$	\$
04	Non-Industrial Sales - Brought Forward	16,553,594	18,255,100	22,128,039	15,863,000
WT2	TRANSPORT COMMISSIONER MINISTRY OF WORKS AND TRANSPORT				
002	Sale of Inspection Stickers (Chap. 48:50)	2,097,500	2,500,000	4,500,000	3,000,000
WT3	DIRECTOR MARITIME SERVICES MINISTRY OF WORKS AND TRANSPORT				
001	Sale of Records	162,800	100,000	130,000	120,000
002	Navigational Aids	55,877	-	-	-
		218,677	100,000	130,000	120,000
	Sub-Head Total	18,869,771	20,855,100	26,758,039	18,983,000
06	Other (Miscellaneous)				
AG1	DEPUTY AUDITOR GENERAL AUDITOR GENERAL DEPARTMENT				
	CONTRIBUTION FOR AUDIT ACCOUNTS				
001	Port-of-Spain Corporation	-	50,000	-	267,000
002	San Fernando Corporation	-	-	-	-
003	Arima Borough Corporation	-	-	94,043	-
004	Point Fortin Borough Corporation	-	-	-	-
005	Agricultural Development Bank	108,276	216,600	183,085	-
006	Regional Corporations	-	300,608	300,000	709,000
008	Public Transport Service Corporation	-	210,000	210,000	-
009	Other Authorities	1,439,002	2,062,852	1,921,507	1,687,000
010	Chaguanas Borough Corporation	-	8,185	8,185	-
		1,547,278	2,848,245	2,716,820	2,663,000
AT4	CHIEF STATE SOLICITOR MINISTRY OF THE ATTORNEY GENERAL AND LEGAL AFFAIRS				
001	Recovery of Cost	854,307	400,000	356,125	400,000
CA1	PERMANENT SECRETARY MINISTRY OF COMMUNITY DEVELOPMENT, CULTURE AND THE ARTS				
002	Proceeds from Best Village	115,500	100,000	100,000	100,000
	Other (Miscellaneous) Carried Forward	2,517,085	3,348,245	3,172,945	3,163,000

DRAFT ESTIMATES OF REVENUE, 2018

Head : 07

## Trinidad and Tobago

## Head 07 - OTHER NON-TAX REVENUE

Sub-Head / Receiver / Item / Sub-Item		2016 Actual	2017 Estimates	2017 Revised Estimates	2018 Estimates
		\$	\$	\$	\$
06	Other (Miscellaneous) - Brought Forward	2,517,085	3,348,245	3,172,945	3,163,000
ED1	PERMANENT SECRETARY MINISTRY OF EDUCATION				
001	Recoveries of Expenses from Government Scholars	10,527,377	2,500,000	6,000,000	4,000,000
EN1	PERMANENT SECRETARY MINISTRY OF ENERGY AND ENERGY INDUSTRIES				
001	Seismographic Surveys	391,290	1,000,000	1,040,119	1,600,000
002	Surplus Income from the Sale of Petroleum Products (Chap 62:02)	107,793,089	69,206,760	60,000,000	43,000,000
		108,184,379	70,206,760	61,040,119	44,600,000
FA1	PERMANENT SECRETARY MINISTRY OF FOREIGN AND CARICOM AFFAIRS				
001	Contribution of Overseas Staff towards the Cost of Living Accommodation (Chap.23:01)	795,882	1,000,000	673,654	600,000
FN1	COMPTROLLER OF ACCOUNTS MINISTRY OF FINANCE				
001	Gain on Sale of Investments	590	50,000	10,000	-
002	Recoveries of Overpayments relating to previous years (Chap 69:01)	66,748,049	40,000,000	53,955,975	40,000,000
005	Life Insurance Companies Salary Deduction Plan	544,970	520,000	580,000	520,000
008	Telephone, Telegram and Cablegram Charges	101,214	100,000	1,000	1,000
009	Government Vehicles Insurance Fund	1,161,049	100,000	1,009,362	800,000
010	Sundry	1,914,138	1,000,000	1,200,000	1,000,000
011	Unclaimed Deposits	5,799,744	20,000,000	10,000	20,000
012	In-operative Accounts at Commercial Banks (Chap 79:09)	11,004,896	18,000,000	18,000,000	14,000,000
016	Fees - Payment for the use of Caption - "Brokers to the Government of Trinidad and Tobago."	-	10,000	10,000	-
020	Gain on Treasury Bills	-	100,000	-	-
023	Net Settlement on Swap Transaction - Loan - Citibank N.A.	94,119,996	200,000,000	701,822,333	200,000,000
025	Recovery of Expenses - Items issued to Public Officers for personal use	117,414	80,000	101,467	70,000
		181,512,060	279,960,000	776,700,137	256,411,000
FN3	COMPTROLLER OF CUSTOMS AND EXCISE MINISTRY OF FINANCE				
001	Excise Warehouse (Ch. 78:50)	233,476	400,000	40,000	-
	Other (Miscellaneous) Carried Forward	303,770,259	357,415,005	847,626,855	308,774,000

DRAFT ESTIMATES OF REVENUE, 2018

Head : 07

Trinidad and Tobago  
Head 07 - OTHER NON-TAX REVENUE

Sub-Head / Receiver / Item / Sub-Item		2016 Actual	2017 Estimates	2017 Revised Estimates	2018 Estimates
06	Other (Miscellaneous) - Brought Forward	\$ 303,770,259	\$ 357,415,005	\$ 847,626,855	\$ 308,774,000
NS2	CHIEF IMMIGRATION OFFICER MINISTRY OF NATIONAL SECURITY				
001	Refund of Repatriation Expenses (Chap 18:01)	-	500	-	-
PA1	PERMANENT SECRETARY MINISTRY OF PUBLIC ADMINISTRATION AND COMMUNICATIONS				
001	Recoveries of Expenses from Government Scholars	83,277	-	-	-
PL1	PERMANENT SECRETARY MINISTRY OF PLANNING AND DEVELOPMENT				
003	Damages and Recovery of Cost - Environmental Management Authority (Chap 35:05)	-	9,320,381	13,392,975	1,000,000
WT3	DIRECTOR MARITIME SERVICES MINISTRY OF WORKS AND TRANSPORT				
001	Overtime to Maritime Services Division	35,425	40,000	35,000	40,000
002	Navigational Aids Dues (formerly Operation and Maintenance of Navigational Aids) (Chap. 50:10)	7,729,460	8,000,000	7,500,000	7,000,000
003	Surveys and Examinations (Chap. 50:08)	45,040	75,000	88,828	80,000
		7,809,925	8,115,000	7,623,828	7,120,000
	Sub-Head Total	311,663,461	374,850,886	868,643,658	316,894,000

DRAFT ESTIMATES OF REVENUE, 2018

Head : 08

## Trinidad and Tobago

## Head 08 - REPAYMENT OF PAST LENDING

Sub-Head / Receiver / Item / Sub-Item		2016 Actual	2017 Estimates	2017 Revised Estimates	2018 Estimates
03	Repayment of Loans by Public Enterprises	\$ 2,666,851,737	\$ 17,353,114	\$ 16,527,530	\$ 16,800,000
06	Repayment of Other Loans	14,364,797	19,268,800	15,509,927	19,268,800
Total		2,681,216,534	36,621,914	32,037,457	36,068,800

Estimates 2018	...	...	...	36,068,800
Revised Estimates 2017	...	...	...	32,037,457
Increase	...	...	...	4,031,343

Sub-Head / Receiver / Item / Sub-Item		2016 Actual	2017 Estimates	2017 Revised Estimates	2018 Estimates
03	Repayment of Loans by Public Enterprises	\$	\$	\$	\$
FN1	COMPTROLLER OF ACCOUNTS MINISTRY OF FINANCE				
002	Trinidad and Tobago Mortgage Finance Company Limited	9,537,853	9,010,000	10,246,530	10,500,000
028	Trinidad Generation Unlimited	2,649,079,538	-	-	-
HS1	PERMANENT SECRETARY MINISTRY OF HOUSING AND URBAN DEVELOPMENT	2,658,617,391	9,010,000	10,246,530	10,500,000
003	Shelter Construction Financing Facility	8,234,346	8,343,114	6,281,000	6,300,000
Sub-Head Total		2,666,851,737	17,353,114	16,527,530	16,800,000

DRAFT ESTIMATES OF REVENUE, 2018

Head : 08

Trinidad and Tobago

## Head 08 - REPAYMENT OF PAST LENDING

Sub-Head / Receiver / Item / Sub-Item		2016 Actual	2017 Estimates	2017 Revised Estimates	2018 Estimates
06	Repayment of Other Loans	\$	\$	\$	\$
FN1	COMPTROLLER OF ACCOUNTS MINISTRY OF FINANCE				
011	Government of St Lucia	6,645,050	6,400,000	6,400,000	6,400,000
012	Government of Grenada	-	5,868,800	-	5,868,800
013	Government of St. Vincent	-	-	-	-
014	Government of Guyana	7,719,747	7,000,000	9,109,927	7,000,000
	Sub-Head Total	14,364,797	19,268,800	15,509,927	19,268,800

DRAFT ESTIMATES OF REVENUE, 2018

Head : 09

Trinidad and Tobago  
Head 09 - CAPITAL REVENUE

Sub-Head / Receiver / Item / Sub-Item		2016 Actual	2017 Estimates	2017 Revised Estimates	2018 Estimates
		\$	\$	\$	\$
02	Sale of Assets	2,363,770	503,296,935	386,296,935	1,403,300,000
07	Unspent Balances Stat. Boards & Similar Bodies	4,015,903	40,000,000	11,129,052	15,000,000
09	Grants	207,265,028	6,800,000	29,872,690	1,650,000
10	Extraordinary	3,600,071,709	8,190,000,000	1,102,369,509	5,000,000,000
11	Transfers From Student Revolving Loan Fund	-	-	-	-
12	Transfers from Funds	-	-	170,525,025	-
Total		3,813,716,410	8,740,096,935	1,700,193,211	6,419,950,000

Estimates 2018	6,419,950,000
Revised Estimates 2017	1,700,193,211
Increase	4,719,756,789

Sub-Head / Receiver / Item / Sub-Item		2016 Actual	2017 Estimates	2017 Revised Estimates	2018 Estimates
		\$	\$	\$	\$
02	<u>Sale of Assets</u>				
AL3	COMMISSIONER OF STATE LANDS MINISTRY OF AGRICULTURE, LAND AND FISHERIES				
001	Sale of Lands Formerly owned by Caroni (1975) Ltd	2,216,770	3,296,935	3,296,935	3,300,000
FN5	PERMANENT SECRETARY MINISTRY OF FINANCE (INVESTMENT DIVISION)				
001	Sale of Shares in Methanol Holding International Limited (MHIL)	-	-	-	-
002	Sale of Other Assets	-	500,000,000	383,000,000	1,400,000,000
		-	500,000,000	383,000,000	1,400,000,000
PAT	PERMANENT SECRETARY MINISTRY OF PUBLIC ADMINISTRATION AND COMMUNICATIONS				
001	Sale of Government Buildings	135,000	-	-	-
002	Sale of Quarters of former Defence Officers - Diamond Vale	12,000	-	-	-
		147,000	-	-	-
Sub-Head Total		2,363,770	503,296,935	386,296,935	1,403,300,000

DRAFT ESTIMATES OF REVENUE, 2018

Head : 09

Trinidad and Tobago  
Head 09 - CAPITAL REVENUE

Sub-Head / Receiver / Item / Sub-Item		2016 Actual	2017 Estimates	2017 Revised Estimates	2018 Estimates
07	<u>Unspent Balances Stat. Boards &amp; Similar Bodies</u>	\$	\$	\$	\$
FN1	COMPTROLLER OF ACCOUNTS MINISTRY OF FINANCE				
001	Unspent Balances Stat. Boards & Similar Bodies	4,015,903	40,000,000	11,129,052	15,000,000
	Sub-Head Total	4,015,903	40,000,000	11,129,052	15,000,000
09	<u>Grants</u>				
FN1	COMPTROLLER OF ACCOUNTS MINISTRY OF FINANCE				
001	Grants	207,265,028	6,800,000	29,872,690	1,650,000
	Sub-Head Total	207,265,028	6,800,000	29,872,690	1,650,000
10	<u>Extraordinary</u>				
FN1	COMPTROLLER OF ACCOUNTS MINISTRY OF FINANCE				
010	Extraordinary Receipts	3,600,056,997	8,190,000,000	1,100,000,000	5,000,000,000
011	Residual balance from the Bank Account of the Former SAUTT.	-	-	-	-
012	Residual balance held by WISE Re: Ex-gratia payments to minority shareholders of BWIA West Indies Airways Ltd (New BWIA)	14,712	-	-	-
013	Residual balance from the Bank Account of the Caricom Trade Support Programme of Trinidad and Tobago	-	-	-	-
014	Unexpected balances of the Venture Capital incentive Programme (VCIP)	-	-	-	-
015	Residual balance from the Bank Account of the Human Capital Development Facilitation Company Limited - Ministry of Tobago Development	-	-	-	-
016	T&T (BWIA Int.) Airways Corporation (Old BWIA)	-	-	2,369,509	-
		3,600,071,709	8,190,000,000	1,102,369,509	5,000,000,000
FN5	PERMANENT SECRETARY MINISTRY OF FINANCE (INVESTMENT DIVISION)				
012	Net Proceeds from Phoenix Park Gas Processors Ltd. Initial Public Offering	-	-	-	-
	Extraordinary Carried Forward	3,600,071,709	8,190,000,000	1,102,369,509	5,000,000,000

DRAFT ESTIMATES OF REVENUE, 2018

Head : 09

Trinidad and Tobago  
Head 09 - CAPITAL REVENUE

Sub-Head / Receiver / Item / Sub-Item		2016 Actual	2017 Estimates	2017 Revised Estimates	2018 Estimates
		\$	\$	\$	\$
10	Extraordinary - Brought Forward	3,600,071,709	8,190,000,000	1,102,369,509	5,000,000,000
013	Dissolution of Atrius Life Insurance Company Limited	-	-	-	-
014	Winding up of the Cocoa and Coffee Industry Board (CCIB)	-	-	-	-
015	Dissolution of Trinidad & Tobago Entertainment Company Limited.	-	-	-	-
		-	-	-	-
	Sub-Head Total	3,600,071,709	8,190,000,000	1,102,369,509	5,000,000,000
12	Transfers from Funds				
FN1	COMPTROLLER OF ACCOUNTS MINISTRY OF FINANCE				
002	Transfer from Caroni Reserve Fund	-	-	170,525,025	-
003	Transfer of Balance from the CARICOM Trade Support Fund	-	-	-	-
	Sub-Head Total	-	-	170,525,025	-



DRAFT ESTIMATES OF REVENUE, 2018

Head : 10

Trinidad and Tobago

Head 10 - BORROWING

Sub-Head / Receiver / Item / Sub-Item		2016 Actual	2017 Estimates	2017 Revised Estimates	2018 Estimates
		\$	\$	\$	\$
FN1	COMPTROLLER OF ACCOUNTS MINISTRY OF FINANCE				
01	Domestic	6,623,181,878	3,500,000,000	8,191,842,699	2,000,000,000
02	Foreign	6,982,692,134	2,132,200,000	2,112,968,230	4,560,800,000
Total		13,605,874,012	5,632,200,000	10,304,810,929	6,560,800,000

Estimates 2018	...	...	...	6,560,800,000
Revised Estimates 2017	...	...	...	10,304,810,929
Decrease	...	...	...	<u>3,744,010,929</u>

DRAFT ESTIMATES OF REVENUE, 2018

Head : 11

Trinidad and Tobago

## Head 11 - EXTRAORDINARY RECEIPTS

Sub-Head / Receiver / Item / Sub-Item		2016 Actual	2017 Estimates	2017 Revised Estimates	2018 Estimates
		\$	\$	\$	\$
FN1	COMPTROLLER OF ACCOUNTS MINISTRY OF FINANCE				
02	Transfers from the Heritage and Stabilisation Fund	2,498,363,800	-	1,712,200,000	-
Total		2,498,363,800	-	1,712,200,000	-

Estimates 2018	...	...	...	...	-
Revised Estimates 2017	...	...	...	...	1,712,200,000
Decrease	...	...	...	...	<u>1,712,200,000</u>

# **DRAFT ESTIMATES**

## **OF REVENUE**

### **TOBAGO**

2018

**ALSO INCLUDED IN MAIN REVENUE ESTIMATES**

## DRAFT ESTIMATES, TOBAGO, FOR 2018

Abstract of Estimated Revenue for the year ending 30th September 2018, Revised Estimates of Revenue, 2017 and Actual Revenue, 2016

Head	2016 Actual	2017 Estimates	2017 Revised Estimates	2018 Estimates
	\$	\$	\$	\$
<b>TAX REVENUE</b>				
01. TAXES ON INCOME AND PROFITS	164,103,526	126,875,000	134,535,000	142,355,000
02. TAXES ON PROPERTY	401,573	450,000	400,000	450,000
03. TAXES ON GOODS AND SERVICES	61,639,048	69,969,625	63,484,050	64,816,050
04. TAXES ON INTERNATIONAL TRADE	3,870,364	3,700,620	3,700,620	3,801,200
05. OTHER TAXES	4,750,811	5,200,000	5,200,000	5,200,000
<b>TOTAL TAX REVENUE</b>	<b>234,765,322</b>	<b>206,195,245</b>	<b>207,319,670</b>	<b>216,622,250</b>
<b>NON-TAX REVENUE</b>				
06. PROPERTY INCOME	192,231	94,451	232,000	149,000
07. OTHER NON-TAX REVENUE	8,190,936	8,136,650	7,400,975	8,196,250
<b>TOTAL NON-TAX REVENUE</b>	<b>8,383,167</b>	<b>8,231,101</b>	<b>7,632,975</b>	<b>8,345,250</b>
<b>GRAND TOTAL</b>	<b>243,148,489</b>	<b>214,426,346</b>	<b>214,952,645</b>	<b>224,967,500</b>

DRAFT ESTIMATES OF REVENUE - TOBAGO, 2018

Head : 01

## Head 01 - TAXES ON INCOME AND PROFITS

Sub-Head / Receiver / Item / Sub-Item		2016 Actual	2017 Estimates	2017 Revised Estimates	2018 Estimates
		\$	\$	\$	\$
FN2	CHAIRMAN BOARD OF INLAND REVENUE MINISTRY OF FINANCE				
02	Other Companies (Ch. 75:02)	15,966,383	13,000,000	9,000,000	13,000,000
03	Individuals (Ch. 75:01)	133,350,612	100,000,000	112,000,000	115,000,000
04	Withholding Tax (Ch. 75:01)	65,638	75,000	35,000	55,000
07	Business Levy (Ch. 75:02)	5,259,571	5,500,000	6,000,000	6,000,000
09	Health Surcharge (Ch. 75:05)	9,461,322	8,300,000	7,500,000	8,300,000
Total		164,103,526	126,875,000	134,535,000	142,355,000

Estimates 2018	...	...	...	142,355,000
Revised Estimates 2017	...	...	...	134,535,000
Increase	...	...	...	<u>7,820,000</u>

DRAFT ESTIMATES OF REVENUE - TOBAGO, 2018

Head : 02

## Head 02 - TAXES ON PROPERTY

Sub-Head / Receiver / Item / Sub-Item		2016 Actual	2017 Estimates	2017 Revised Estimates	2018 Estimates
01	Lands and Buildings Taxes (Ch. 76:04)	\$ 401,573	\$ 450,000	\$ 400,000	\$ 450,000
03	Property Tax	-	-	-	-
04	Industrial Land Tax	-	-	-	-
Total		401,573	450,000	400,000	450,000

Estimates 2018	...	...	...	450,000
Revised Estimates 2017	...	...	...	400,000
Increase	...	...	...	50,000

Sub-Head / Receiver / Item / Sub-Item		2016 Actual	2017 Estimates	2017 Revised Estimates	2018 Estimates
01	Lands and Buildings Taxes (Ch. 76:04)	\$	\$	\$	\$
R08	REVENUE OFFICER IV TOBAGO				
001	Lands and Buildings Taxes (Ch. 76:04)	401,573	450,000	400,000	450,000
Sub-Head Total		401,573	450,000	400,000	450,000
03	Property Tax				
FN2	CHAIRMAN BOARD OF INLAND REVENUE MINISTRY OF FINANCE				
001	Property Tax (Act No. 18 of 2009)	-	-	-	-
Sub-Head Total		-	-	-	-

DRAFT ESTIMATES OF REVENUE - TOBAGO, 2018

Head : 02

## Head 02 - TAXES ON PROPERTY

Sub-Head / Receiver / Item / Sub-Item		2016 Actual	2017 Estimates	2017 Revised Estimates	2018 Estimates
04	Industrial Land Tax	\$	\$	\$	\$
FN2	CHAIRMAN BOARD OF INLAND REVENUE MINISTRY OF FINANCE				
001	Industrial Land Tax	-	-	-	-
	Sub-Head Total	-	-	-	-

DRAFT ESTIMATES OF REVENUE - TOBAGO, 2018

Head : 03

## Head 03 - TAXES ON GOODS AND SERVICES

Sub-Head / Receiver / Item / Sub-Item		2016 Actual	2017 Estimates	2017 Revised Estimates	2018 Estimates
		\$	\$	\$	\$
04	Liquor & Miscellaneous Business Licences & Fees	944,085	980,475	1,000,500	1,004,000
05	Motor Vehicles Taxes and Duties (Chap. 48:50)	7,796,003	7,747,300	7,324,700	7,597,600
06	Other	11,764,526	14,238,850	12,655,750	12,710,950
07	Value Added Tax (Ch. 75:06 - Act No. 37 of 1989)	41,130,946	47,000,000	42,500,000	43,500,000
08	Alcohol and Tobacco Taxes (Ch. 77:01)	3,488	3,000	3,100	3,500
Total		61,639,048	69,969,625	63,484,050	64,816,050

Estimates 2018	...	64,816,050
Revised Estimates 2017	...	63,484,050
Increase	...	1,332,000

Sub-Head / Receiver / Item / Sub-Item		2016 Actual	2017 Estimates	2017 Revised Estimates	2018 Estimates
		\$	\$	\$	\$
04	Liquor & Miscellaneous Business Licences & Fees				
FN3	COMPTROLLER OF CUSTOMS AND EXCISE MINISTRY OF FINANCE				
003	Spirit Retailers, Towns (Ch. 84:10)	26,550	22,000	22,000	22,000
004	Spirit Retailers, Elsewhere (Ch. 84:10)	143,100	140,000	140,000	142,000
007	Spirit Grocers, Elsewhere (Ch. 84:10)	218,250	220,000	220,000	220,000
008	Spirit Dealers (Ch. 84:10)	-	-	-	-
009	Special Hotel up to 15 bedrooms (Ch. 84:10)	9,000	9,000	11,000	11,000
010	Special Hotel, 16-49 bedrooms (Ch. 84:10)	56,250	70,000	60,000	60,000
011	Special Hotel, 50-150 bedrooms (Ch. 84:10)	33,750	54,000	75,000	75,000
012	Special Hotel, more than 150 bedrooms (Ch. 84:10)	9,000	12,000	10,000	10,000
013	Hotel Spirit, up to 15 bedrooms (Ch. 84:10)	2,250	2,250	2,250	2,250
014	Hotel Spirit, 16-49 bedrooms (Ch. 84:10)	4,500	4,500	3,000	3,500
015	Hotel Spirit, 50 - 150 bedrooms (Ch. 84:10)	6,750	-	-	1,000
019	Restaurant, Elsewhere (Ch. 84:10)	6,750	6,750	6,750	6,750
022	Special Restaurant, Elsewhere (Ch. 84:10)	380,251	370,000	370,000	370,000
025	Night Bar, Elsewhere (Ch. 84:10)	4,500	5,000	5,000	5,000
028	Wine Retailers, Elsewhere (Ch. 84:10)	676	3,375	1,800	1,800
029	Wine Merchants (Ch. 84:10)	1,687	1,350	1,350	1,350
038	Clubs (Chap. 21:01)	16,500	23,000	20,000	20,000
		919,764	943,225	948,150	951,650
MJ1	CHIEF MAGISTRATE MAGISTRACY - JUDICIARY				
001	Occasional (Chap. 84:10)	24,010	37,000	52,000	52,000
	Liquor & Miscellaneous Business Licences & Fees Carried Forward	943,774	980,225	1,000,150	1,003,650



DRAFT ESTIMATES OF REVENUE - TOBAGO, 2018

Head : 03

## Head 03 - TAXES ON GOODS AND SERVICES

Sub-Head / Receiver / Item / Sub-Item		2016 Actual	2017 Estimates	2017 Revised Estimates	2018 Estimates
04	Liquor & Miscellaneous Business Licences & Fees - Brought Forward	\$ 943,774	\$ 980,225	\$ 1,000,150	\$ 1,003,650
002	Transfer Fees (Chap. 84:10)	311	250	350	350
		24,321	37,250	52,350	52,350
	Sub-Head Total	944,085	980,475	1,000,500	1,004,000
05	Motor Vehicles Taxes and Duties (Chap. 48:50)				
FN2	CHAIRMAN BOARD OF INLAND REVENUE MINISTRY OF FINANCE				
001	Motor Vehicles Taxes (Ch. 48:50)	37,931	8,500	15,000	15,000
003	Tax on Transfer of Used Motor Vehicles (Ch. 48:50)	946,760	1,000,000	1,000,000	1,000,000
		984,691	1,008,500	1,015,000	1,015,000
FN3	COMPTROLLER OF CUSTOMS AND EXCISE MINISTRY OF FINANCE				
001	Motor Vehicles Taxes (Ch. 48:50)	1,124,909	1,200,000	800,000	1,000,000
WT2	TRANSPORT COMMISSIONER MINISTRY OF WORKS AND TRANSPORT				
002	3-year Driving Permits (Ch. 48:50)	9,070	4,500	4,500	6,000
003	1-year Driving Permits (Ch. 48:50)	3,250	2,000	2,000	3,500
004	Provisional Driving Permits (Ch. 48:50)	83,615	75,000	75,000	75,000
005	Conductors Permits	-	-	-	-
006	Duplicate Permits (Ch. 48:50)	45,820	40,000	40,000	45,000
007	Taxi Drivers' Licences (Ch. 48:50)	3,440	2,000	3,000	3,200
008	Examination of Drivers (Ch. 48:50)	466,585	420,000	420,000	440,000
009	Road Permits (Ch. 48:50)	18,810	16,500	26,000	18,000
010	Inspection Fees (Ch. 48:50)	758,072	650,000	650,000	700,000
011	Driving Certificates (Ch. 48:50)	60,650	40,000	40,000	40,000
012	Dealers' Licences (Ch. 48:50)	40,000	60,000	40,000	45,000
013	Registration of Motor Vehicles (Ch. 48:50)	145,500	120,000	120,000	125,000
014	Certified Extracts of Register (Ch. 48:50)	163,800	130,000	188,000	190,000
015	Changes of Ownership (Ch. 48:50)	8,540	8,000	8,000	8,500
016	Amendments to Register (Ch. 48:50)	52,310	45,000	48,000	50,000
018	Examination Study Guides (Ch. 48:50)	28,646	25,000	25,000	25,000
019	Refund of Travelling Expenses	3,300	2,500	2,500	2,500
020	Miscellaneous	-	-	-	-
022	Licence Endorsements (Ch. 48:50)	11,130	10,000	10,000	10,000
023	Processing of H-Vehicles Applications (Ch. 48:50)	9,030	7,000	7,000	7,000
025	Renewal of Taxi Driver Licence/Badge (Ch. 48:50)	17,955	15,000	15,000	15,000
	Motor Vehicles Taxes and Duties (Chap. 48:50) Carried Forward	4,039,123	3,881,000	3,539,000	3,823,700

DRAFT ESTIMATES OF REVENUE – TOBAGO, 2018

Head : 03

## Head 03 – TAXES ON GOODS AND SERVICES

Sub-Head / Receiver / Item / Sub-Item		2016 Actual	2017 Estimates	2017 Revised Estimates	2018 Estimates
05	Motor Vehicles Taxes and Duties (Chap. 48:50) - Brought Forward	\$ 4,039,123	\$ 3,881,000	\$ 3,539,000	\$ 3,823,700
026	Application for Maxi-Taxi Licence (Ch. 48:53)	400	600	12,000	1,000
031	5 Year Driving Permits (Ch. 48:50)	3,588,500	3,500,000	3,500,000	3,500,000
032	4 Year Driving Permits (Ch. 48:50)	5,280	4,500	2,500	2,000
033	2 Year Driving Permits (Ch. 48:50)	2,580	2,500	1,500	1,500
034	Subsequent Duplicate of a licence or permit (Ch. 48:50)	13,990	8,000	19,000	19,000
035	Duplicate licence\badge for taxi drivers (Ch. 48:50)	200	200	200	200
036	Subsequent duplicate licence\badge for taxi Drivers (Ch. 48:50)	930	500	500	200
037	10 Year Driving Permit (Chap 48:50)	145,000	350,000	250,000	250,000
		5,686,403	5,538,800	5,509,700	5,582,600
	Sub-Head Total	7,796,003	7,747,300	7,324,700	7,597,600
06	Other				
AL1	PERMANENT SECRETARY MINISTRY OF AGRICULTURE, LAND AND FISHERIES				
002	Wild Animals and Birds (Chap. 67:01)	28,160	6,700	30,000	30,000
AT4	CHIEF STATE SOLICITOR MINISTRY OF THE ATTORNEY GENERAL AND LEGAL AFFAIRS				
001	Commissioners of Affidavits (Chap 6:52)	700	600	700	700
EN1	PERMANENT SECRETARY MINISTRY OF ENERGY AND ENERGY INDUSTRIES				
001	Marketing Licences (Retail at Petrol Stations, etc) (Chap. 62:01)	19,000	14,000	19,000	19,000
003	Pipe Lines Licences (Ch. 62:01)	-	-	-	-
006	Marketing Licences for Petroleum By-products (Chapter 62:01)	2,000	-	-	-
		21,000	14,000	19,000	19,000
FN2	CHAIRMAN BOARD OF INLAND REVENUE MINISTRY OF FINANCE				
004	Tax Clearance Certificates (Ch. 75:01 and Ch. 75:06)	28,200	34,000	28,500	30,000
005	Moneylenders (Chap. 84:04)	1,000	1,000	1,500	1,000
006	Pawnbrokers (Chap. 84:05)	-	1,000	500	1,000
	Other				
	Carried Forward	79,060	57,300	80,200	81,700

DRAFT ESTIMATES OF REVENUE - TOBAGO, 2018

Head : 03

## Head 03 - TAXES ON GOODS AND SERVICES

Sub-Head / Receiver / Item / Sub-Item		2016 Actual	2017 Estimates	2017 Revised Estimates	2018 Estimates
		\$	\$	\$	\$
06	Other - Brought Forward	79,060	57,300	80,200	81,700
015	Hotel Room Tax (Chap. 77:01)	9,033,617	11,600,000	10,000,000	10,000,000
019	Transaction Tax on Financial Services (Chap. 77:01)	337,398	335,000	335,000	340,000
020	Insurance Premium Tax (Chap. 77:01)	760	6,700	1,000	1,500
021	Club Gaming Tax (Chap. 21:01)	2,238,431	2,150,000	2,150,000	2,200,000
		11,639,406	14,127,700	12,516,500	12,573,500
HE1	PERMANENT SECRETARY MINISTRY OF HEALTH				
003	Application for Registration of a Pesticide (Ch. 30:03)	1,600	800	1,000	1,500
005	Application for Licensing of Premises for Pesticides (Ch. 30:03)	550	4,300	600	700
006	Application for Shopkeeper licence to sell drugs (Chap 29:52)	750	800	750	800
		2,900	5,900	2,350	3,000
MJ1	CHIEF MAGISTRATE MAGISTRACY - JUDICIARY				
002	Cinema - (Chap. 20:10)	3,000	3,000	3,000	3,000
003	Explosives (Chap 16:02)	1,250	1,500	1,500	1,500
004	Sale of Old Metal and Marine Stores (Chap. 84:07)	200	450	450	450
005	Hucksters and Pedlars (Chap. 84:09)	1,080	1,300	1,200	1,200
006	Precious Metals and Stones (Chap. 84:06)	1,800	3,000	2,300	2,500
008	Theatres and Dance Halls (Chap. 21:03)	325	850	350	400
009	Tourist Guides (Chap. 11:02)	460	350	350	400
		8,115	10,450	9,150	9,450
NS2	CHIEF IMMIGRATION OFFICER MINISTRY OF NATIONAL SECURITY				
001	Departure Tax - Ports other than Airports (Ch. 77:01)	5,075	8,000	12,250	8,000
NS3	COMMISSIONER OF POLICE TRINIDAD AND TOBAGO POLICE SERVICE				
001	Firearms and Ammunition (Chap. 16:01)	48,720	48,000	53,000	53,000
PU1	PERMANENT SECRETARY MINISTRY OF PUBLIC UTILITIES				
007	Housing Electricians (Chap 54:71)	6,250	9,000	9,000	9,000
WT3	DIRECTOR MARITIME SERVICES MINISTRY OF WORKS AND TRANSPORT				
003	Motor Launches (Ch. 50:08)	4,100	8,000	3,500	5,000
	Other Carried Forward	11,764,426	14,238,350	12,655,450	12,710,650

DRAFT ESTIMATES OF REVENUE - TOBAGO, 2018

Head : 03

## Head 03 - TAXES ON GOODS AND SERVICES

Sub-Head / Receiver / Item / Sub-Item		2016 Actual	2017 Estimates	2017 Revised Estimates	2018 Estimates
06	Other - Brought Forward	\$ 11,764,426	\$ 14,238,350	\$ 12,655,450	\$ 12,710,650
008	Boatmasters and Boat Engineers Licences (Ch. 50:10)	100	500	300	300
		4,200	8,500	3,800	5,300
	Sub-Head Total	11,764,526	14,238,850	12,655,750	12,710,950
07	Value Added Tax (Ch. 75:06 - Act No. 37 of 1989)				
FN2	CHAIRMAN BOARD OF INLAND REVENUE MINISTRY OF FINANCE				
001	Value Added Tax (Ch. 75:06) Act No. 37 of 1989	41,130,946	47,000,000	42,500,000	43,500,000
	Sub-Head Total	41,130,946	47,000,000	42,500,000	43,500,000
08	Alcohol and Tobacco Taxes (Ch. 77:01)				
FN3	COMPTROLLER OF CUSTOMS AND EXCISE MINISTRY OF FINANCE				
002	Tobacco Tax (Ch. 77:01)	3,488	3,000	3,100	3,500
	Sub-Head Total	3,488	3,000	3,100	3,500

DRAFT ESTIMATES OF REVENUE - TOBAGO, 2018

Head : 04

## Head 04 - TAXES ON INTERNATIONAL TRADE

Sub-Head / Receiver / Item / Sub-Item		2016 Actual	2017 Estimates	2017 Revised Estimates	2018 Estimates
01	Import Duties	\$ 3,870,364	\$ 3,700,620	\$ 3,700,620	\$ 3,801,200
Total		3,870,364	3,700,620	3,700,620	3,801,200

Estimates 2018	...	...	...	3,801,200
Revised Estimates 2017	...	...	...	3,700,620
Increase	...	...	...	<u>100,580</u>

Sub-Head / Receiver / Item / Sub-Item		2016 Actual	2017 Estimates	2017 Revised Estimates	2018 Estimates
FN3	COMPTROLLER OF CUSTOMS AND EXCISE MINISTRY OF FINANCE	\$	\$	\$	\$
001	Import Duties (Chap. 78: 01)	3,869,200	3,700,000	3,700,000	3,800,000
004	Special Tax -Household Effects (Ch. 77: 01)	-	-	-	-
005	Import Surcharge (Ch. 77: 01)	1,164	620	620	1,200
		<u>3,870,364</u>	<u>3,700,620</u>	<u>3,700,620</u>	<u>3,801,200</u>
Sub-Head Total		3,870,364	3,700,620	3,700,620	3,801,200

DRAFT ESTIMATES OF REVENUE - TOBAGO, 2018

Head : 05

## Head 05 - OTHER TAXES

Sub-Head / Receiver / Item / Sub-Item		2016 Actual	2017 Estimates	2017 Revised Estimates	2018 Estimates
		\$	\$	\$	\$
FN2	CHAIRMAN BOARD OF INLAND REVENUE MINISTRY OF FINANCE				
01	Stamp Duties (Chap. 76:01)	4,750,811	5,200,000	5,200,000	5,200,000
Total		4,750,811	5,200,000	5,200,000	5,200,000

Estimates 2018	...	...	...	...	5,200,000
Revised Estimates	2017	...	...	...	5,200,000
					NIL

DRAFT ESTIMATES OF REVENUE - TOBAGO, 2018

Head : 06

## Head 06 - PROPERTY INCOME

Sub-Head / Receiver / Item / Sub-Item		2016 Actual	2017 Estimates	2017 Revised Estimates	2018 Estimates
01	Rental Income	\$ 175,846	\$ 87,451	\$ 207,000	\$ 132,000
02	Interest Income	16,385	7,000	25,000	17,000
Total		192,231	94,451	232,000	149,000

Estimates 2018	...	...	...	149,000
Revised Estimates 2017	...	...	...	232,000
Decrease	...	...	...	83,000

Sub-Head / Receiver / Item / Sub-Item		2016 Actual	2017 Estimates	2017 Revised Estimates	2018 Estimates
01	Rental Income	\$	\$	\$	\$
AL3	COMMISSIONER OF STATE LANDS MINISTRY OF AGRICULTURE, LAND AND FISHERIES				
001	Ground Rents (excluding Quarries, Sand and Gravel Pits (Chapter 57:01))	5,308	4,000	60,000	5,000
002	Wayleave for oil pipes along roads	-	-	-	-
005	Rents of Housing Lots - Trinidad & Tobago Housing Development Corporation (formerly N. H. A.)	8,048	5,500	10,000	9,000
		13,356	9,500	70,000	14,000
PA1	PERMANENT SECRETARY MINISTRY OF PUBLIC ADMINISTRATION AND COMMUNICATIONS				
001	Lease Payment/Rents of Government Buildings	136,335	64,951	130,000	106,000
SP1	PERMANENT SECRETARY MINISTRY OF SPORT AND YOUTH AFFAIRS				
012	Proceeds from Dwight Yorke Stadium -Bacolet	26,155	13,000	7,000	12,000
WT3	DIRECTOR MARITIME SERVICES MINISTRY OF WORKS AND TRANSPORT				
001	Rental of Vessels - Maritime Services	-	-	-	-
Sub-Head Total		175,846	87,451	207,000	132,000

DRAFT ESTIMATES OF REVENUE - TOBAGO, 2018

Head : 06

## Head 06 - PROPERTY INCOME

Sub-Head / Receiver / Item / Sub-Item		2016 Actual	2017 Estimates	2017 Revised Estimates	2018 Estimates
02	Interest Income	\$	\$	\$	\$
FNI	COMPTROLLER OF ACCOUNTS MINISTRY OF FINANCE				
003 17	Interest on Loans and Advances Interest on Loans to Public Servants	16,385	7,000	25,000	17,000
	Sub-Head Total	16,385	7,000	25,000	17,000



DRAFT ESTIMATES OF REVENUE - TOBAGO, 2018

Head : 07

## Head 07 - OTHER NON-TAX REVENUE

Sub-Head / Receiver / Item / Sub-Item		2016 Actual	2017 Estimates	2017 Revised Estimates	2018 Estimates
01	Administrative Fees and Charges	\$ 4,767,447	\$ 4,485,350	\$ 4,308,060	\$ 4,541,350
02	Fines and Forfeitures	3,260,130	3,534,200	2,997,100	3,546,500
03	Pension Contribution	-	24,000	-	-
04	Non-Industrial Sales	24,404	16,000	35,600	15,850
06	Other (Miscellaneous)	138,955	77,100	60,215	92,550
Total		8,190,936	8,136,650	7,400,975	8,196,250

Estimates 2018	...	...	...	8,196,250
Revised Estimates 2017	...	...	...	7,400,975
Increase	...	...	...	<u>795,275</u>

Sub-Head / Receiver / Item / Sub-Item		2016 Actual	2017 Estimates	2017 Revised Estimates	2018 Estimates
01	Administrative Fees and Charges	\$	\$	\$	\$
AL1	PERMANENT SECRETARY MINISTRY OF AGRICULTURE, LAND AND FISHERIES				
004	Veterinary Officers' Fees (Ch. 67:04)	61	50	60	50
AT6	REGISTRAR GENERAL MINISTRY OF ATTORNEY GENERAL AND LEGAL AFFAIRS				
001	Registrar General (Chap 19:03)	1,780,476	1,500,000	1,700,000	1,500,000
002	Application for Marriage Officers' Licence (Chap 45:01)	4,495	2,500	1,000	1,000
004	Renewal of Marriage Officers' Licence (Chap 45:01)	400	300	300	300
		1,785,371	1,502,800	1,701,300	1,501,300
EB1	CHIEF ELECTION OFFICER ELECTIONS AND BOUNDARIES COMMISSION				
001	Fees for the replacement of Identification Cards (Chap 2:01)	16,810	11,500	15,500	11,500
ED1	PERMANENT SECRETARY MINISTRY OF EDUCATION				
004	External Examination - Local Fees for Candidates	13,921	11,000	12,000	11,000
	Administrative Fees and Charges Carried Forward	1,816,163	1,525,350	1,728,860	1,523,850

DRAFT ESTIMATES OF REVENUE - TOBAGO, 2018

Head : 07

## Head 07 - OTHER NON-TAX REVENUE

Sub-Head / Receiver / Item / Sub-Item		2016 Actual	2017 Estimates	2017 Revised Estimates	2018 Estimates
01	Administrative Fees and Charges - Brought Forward	\$ 1,816,163	\$ 1,525,350	\$ 1,728,860	\$ 1,523,850
012	Registration of Teachers	605	400	500	400
013	Examination Fees not Elsewhere Classified	167,123	50,000	80,000	70,000
014	Sale of Dictionary of Occupational Titles	-	-	-	-
015	Fees - Certified Examinations Statements and Transcripts	230	200	100	200
016	Textbook Rental Programme - Fees	800	1,500	800	1,000
017	Examination Fees	-	-	600	500
		182,679	63,100	94,000	83,100
FN2	CHAIRMAN BOARD OF INLAND REVENUE MINISTRY OF FINANCE				
002	Worden's Search Fees	3,085	2,500	4,000	2,500
FN3	COMPTROLLER OF CUSTOMS AND EXCISE MINISTRY OF FINANCE				
001	Comptroller of Customs and Excise (Ch. 78:01)	17,017	22,000	25,000	20,000
002	Processing of Bills of Sight (Ch. 78:01)	-	-	1,200	2,000
003	Container Processing Fees (Ch. 78:01)	17,775	25,000	17,000	20,000
004	Customs Declaration Transaction User Fee(Ch.78:01)	15,870	12,000	27,000	15,000
		50,662	59,000	70,200	57,000
MJ1	CHIEF MAGISTRATE MAGISTRACY - JUDICIARY				
001	District and Petty Civil Courts (Chap 4:21)	2,305	2,000	20,000	20,000
002	Magistrates' Courts (Chap 4:20)	7,230	8,000	9,000	8,000
003	Liquor Licences - Application Fees (Chap 84:10)	1,024	1,500	2,000	1,500
004	Magistrates' Notes of Evidence (Chap 4:20)	14,395	12,500	12,000	13,000
		24,954	24,000	43,000	42,500
NS2	CHIEF IMMIGRATION OFFICER MINISTRY OF NATIONAL SECURITY				
001	Passport and Permit Fees (Chap 18:01)	1,860,100	2,000,000	1,500,000	2,000,000
002	Immigration-Boarding and Clearing Fees(Chap 18:01)	16,100	20,000	15,000	20,000
005	Restoration of Citizenship - Application Fees (Chap 1:50)	50	200	-	200
006	Restoration of Citizenship - Certificate Fees (Chap 1:50)	-	200	500	200
007	Issue of Letters confirming Citizenship or Residence (Chap 18:01)	200	500	1,500	1,000
		1,876,450	2,020,900	1,517,000	2,021,400
NS3	COMMISSIONER OF POLICE TRINIDAD AND TOBAGO POLICE SERVICE				
003	Miscellaneous	312,009	275,000	415,000	300,000
	Administrative Fees and Charges Carried Forward	4,252,081	3,958,850	3,860,060	4,019,350

DRAFT ESTIMATES OF REVENUE - TOBAGO, 2018

Head : 07

## Head 07 - OTHER NON-TAX REVENUE

Sub-Head / Receiver / Item / Sub-Item		2016 Actual	2017 Estimates	2017 Revised Estimates	2018 Estimates
		\$	\$	\$	\$
01	Administrative Fees and Charges - Brought Forward	4,252,081	3,958,850	3,860,060	4,019,350
NS4	CHIEF FIRE OFFICER MINISTRY OF NATIONAL SECURITY				
001	Special Services (Ch. 35:50)	29,330	30,000	25,000	30,000
PU1	PERMANENT SECRETARY MINISTRY OF PUBLIC UTILITIES				
004	Government Electrical Inspectors' Fees (Ch. 54:72)	395,579	400,000	350,000	400,000
SC1	DIRECTOR OF PERSONNEL ADMINISTRATION SERVICE COMMISSIONS DEPARTMENT				
001	Civil Service Entrance Examination Fees (Ch. 23:01)	3,550	10,000	4,500	5,000
SJ1	REGISTRAR SUPREME COURT - JUDICIARY				
001	Registrar, Supreme Court (Chap 4:01)	57,966	60,000	55,000	60,000
004	Marshal (Chap 4:01)	1,511	1,500	1,500	2,000
		59,477	61,500	56,500	62,000
WT2	TRANSPORT COMMISSIONER MINISTRY OF WORKS AND TRANSPORT				
001	Weighbridge Fees (Ch. 48:50)	27,430	25,000	12,000	25,000
	Sub-Head Total	4,767,447	4,485,350	4,308,060	4,541,350
02	Fines and Forfeitures				
CM1	PERMANENT SECRETARY MINISTRY OF COMMUNICATIONS				
001	Penalties and Fines National Library and Information Services (NALIS) Formerly Central Library	31,115	-	-	-
FN3	COMPTROLLER OF CUSTOMS AND EXCISE MINISTRY OF FINANCE				
001	Fines and Seizures (Ch. 78:50)(Ch. 78:01)	7,500	8,000	-	8,000
	Fines and Forfeitures Carried Forward	38,615	8,000	-	8,000

DRAFT ESTIMATES OF REVENUE - TOBAGO, 2018

Head : 07

## Head 07 - OTHER NON-TAX REVENUE

Sub-Head / Receiver / Item / Sub-Item		2016 Actual	2017 Estimates	2017 Revised Estimates	2018 Estimates
02	Fines and Forfeitures - Brought Forward	\$ 38,615	\$ 8,000	\$ -	\$ 8,000
MJ1	CHIEF MAGISTRATE MAGISTRACY - JUDICIARY				
001	Magistrates' Courts (Chap 4:20)	1,301,127	1,200,000	1,200,000	1,200,000
003	Poundage Fees (Chap 67:03)	1,450	200	2,600	2,000
005	Motor Vehicle and Road Traffic (Fixed Penalty) (Amendment) Regulation, 1984 (Ticket System) (Chap 48:52)	1,675,003	2,000,000	1,500,000	2,000,000
		2,977,580	3,200,200	2,702,600	3,202,000
PA1	PERMANENT SECRETARY MINISTRY OF PUBLIC ADMINISTRATION AND COMMUNICATIONS				
001	Penalties and Fines - National Library and Information Services (NALIS) Formerly Control Library	-	6,000	13,000	15,000
SJ1	REGISTRAR SUPREME COURT - JUDICIARY				
001	Supreme Court (Chap. 4:01)	11,300	12,000	13,000	12,000
002	Poundage Fees (Chap. 4:01)	45	-	1,500	1,500
		11,345	12,000	14,500	13,500
WT2	TRANSPORT COMMISSIONER MINISTRY OF WORKS AND TRANSPORT				
001	Fines - Late Registration of Transfer (Used Motor Vehicles) (Ch. 48:50)	7,150	8,000	7,000	8,000
002	Penalty-Late Renewal of Driving Permits (Ch. 48:50)	225,440	300,000	260,000	300,000
		232,590	308,000	267,000	308,000
	Sub-Head Total	3,260,130	3,534,200	2,997,100	3,546,500

DRAFT ESTIMATES OF REVENUE - TOBAGO, 2018

Head : 07

## Head 07 - OTHER NON-TAX REVENUE

Sub-Head / Receiver / Item / Sub-Item		2016 Actual	2017 Estimates	2017 Revised Estimates	2018 Estimates
03	<u>Pension Contribution</u>	\$	\$	\$	\$
FN1	COMPTROLLER OF ACCOUNTS MINISTRY OF FINANCE				
006	Members of Parliament	-	24,000	-	-
	Sub-Head Total	-	24,000	-	-
04	<u>Non-Industrial Sales</u>				
CM1	PERMANENT SECRETARY MINISTRY OF COMMUNICATIONS				
001	Printing and Stationery	14,670	-	-	-
EB1	CHIEF ELECTION OFFICER ELECTIONS AND BOUNDARIES COMMISSION				
001	Electoral - Sale of Lists (Chap 2:01)	804	400	4,000	1,000
002	Electoral - Sale of I.D. Cards and Loss of Original	340	-	-	-
003	Electoral - Sale of Maps (Chap 2:01)	1,610	200	1,500	700
004	Electoral - Sale of Reports (Chap 2:01)	200	-	500	350
		2,954	600	6,000	2,050
FN3	COMPTROLLER OF CUSTOMS AND EXCISE MINISTRY OF FINANCE				
001	Sale of Spirits Stock Books (Chap. 84:10)	280	400	300	800
002	Sale of Certificate Books (Spirit Removal) (Chap. 84:10)	6,500	7,000	4,300	5,000
		6,780	7,400	4,600	5,800
PA1	PERMANENT SECRETARY MINISTRY OF PUBLIC ADMINISTRATION AND COMMUNICATIONS				
001	Printing and Stationery	-	8,000	25,000	8,000
PU1	PERMANENT SECRETARY MINISTRY OF PUBLIC UTILITIES				
001	Printing and Stationery	-	-	-	-
WT2	TRANSPORT COMMISSIONER MINISTRY OF WORKS AND TRANSPORT				
002	Sale of Inspection Stickers (Ch. 48:50)	-	-	-	-
	Sub-Head Total	24,404	16,000	35,600	15,850

DRAFT ESTIMATES OF REVENUE - TOBAGO, 2018

Head : 07

## Head 07 - OTHER NON-TAX REVENUE

Sub-Head / Receiver / Item / Sub-Item		2016 Actual	2017 Estimates	2017 Revised Estimates	2018 Estimates
06	Other (Miscellaneous)	\$	\$	\$	\$
FN1	COMPTROLLER OF ACCOUNTS MINISTRY OF FINANCE				
002	Recoveries of Overpayments relating to previous years (Chap 69:01)	95,118	50,000	40,000	50,000
005	Life Insurance Companies Salary Deduction Plan	650	600	500	1,000
008	Telephone, Telegram and Cablegram Charges	-	-	-	50
010	Sundry	733	500	115	1,000
025	Recovery of Expenses - Items issued to Public Officers for personal use	13,614	2,000	100	12,000
		-----	-----	-----	-----
		110,115	53,100	40,715	64,050
MJ1	CHIEF MAGISTRATE MAGISTRACY - JUDICIARY				
001	Costs Recovered	-	-	-	-
WT3	DIRECTOR MARITIME SERVICES MINISTRY OF WORKS AND TRANSPORT				
001	Overtime to Maritime Services Division	790	1,000	1,500	1,000
002	Navigational Aids Dues (formerly Operation and Maintenance of Navigational Aids) (Ch. 50:10)	25,650	21,000	14,000	25,000
003	Surveys and Examinations (Chap. 50:08)	2,400	2,000	4,000	2,500
		-----	-----	-----	-----
		28,840	24,000	19,500	28,500
		-----	-----	-----	-----
	Sub-Head Total	138,955	77,100	60,215	92,550

---

---

**APPENDIX –RECEIVERS OF REVENUE AND CODES**

---

---

## RECEIVERS OF REVENUE AND CODES

		HEAD/SUB HEAD/ITEM
AG1	DEPUTY AUDITOR GENERAL AUDITOR GENERAL DEPARTMENT	07/06(001-010)
AL1	PERMANENT SECRETARY MINISTRY OF AGRICULTURE, LAND AND FISHERIES	03/06(001-007) 07/01(001-010) 07/04(001-024)
AL2	DIRECTOR OF SURVEYS MINISTRY OF AGRICULTURE, LAND AND FISHERIES	07/04(001-004)
AL3	COMMISSIONER OF STATE LANDS MINISTRY OF AGRICULTURE, LAND AND FISHERIES	06/01(001-006) 06/06(001-004) 07/01(001-007) 09/02(001)
AT4	CHIEF STATE SOLICITOR MINISTRY OF THE ATTORNEY GENERAL AND LEGAL AFFAIRS	03/06(001) 07/01(001-004) 07/06(001)
AT5	PERMANENT SECRETARY MINISTRY OF ATTORNEY GENERAL AND LEGAL AFFAIRS	07/04(001)
AT6	REGISTRAR GENERAL MINISTRY OF THE ATTORNEY GENERAL AND LEGAL AFFAIRS	07/01(001-004)

- Receivers of Revenue should note that:
- (i) Items shown give the range of items under their jurisdiction;
  - (ii) As a result of the changes in Ministerial portfolios, some items of revenue would appear under two (2) different Receivers of Revenue i.e. the former Receivers where only historical data would be shown and the new Receiver under whose portfolio the collection of the relevant revenue now falls, and;
  - (iii) Where the 2018 Draft Estimates of Revenue reflect sums under the relevant Sub-Head Receiver/Item/Sub-Item, these Receivers would have jurisdiction for all aspects of the administration, collection and reporting of the respective sums.



## RECEIVERS OF REVENUE AND CODES

		HEAD/SUB HEAD/ITEM
AT7	CONTROLLER INTELLECTUAL PROPERTY OFFICE MINISTRY OF THE ATTORNEY GENERAL AND LEGAL AFFAIRS	07/01(001)
CA1	PERMANENT SECRETARY MINISTRY OF COMMUNITY DEVELOPMENT, CULTURE AND THE ARTS	06/01(001-005) 07/01(001) 07/04(001-002) 07/06(002)
CM1	PERMANENT SECRETARY MINISTRY OF COMMUNICATIONS	07/01(003) 07/02(001) 07/04(001)
EB1	CHIEF ELECTION OFFICER ELECTIONS AND BOUNDARIES COMMISSION	07/01(001) 07/04(001-004)
ED1	PERMANENT SECRETARY MINISTRY OF EDUCATION	06/01(001) 07/01(003-017) 07/06(001)
EN1	PERMANENT SECRETARY MINISTRY OF ENERGY AND ENERGY INDUSTRIES	03/06(001-017) 06/03(001-003) 06/06(001) 07/01(002-018) 07/04(001) 07/06(001-002)

- Receivers of Revenue should note that:
- (i) Items shown give the range of items under their jurisdiction;
  - (ii) As a result of the changes in Ministerial portfolios, some items of revenue would appear under two (2) different Receivers of Revenue i.e. the former Receivers where only historical data would be shown and the new Receiver under whose portfolio the collection of the relevant revenue now falls; and
  - (iii) Where the 2018 Draft Estimates of Revenue reflect sums under the relevant Sub-Head Receiver/Item/Sub-Item, these Receivers would have jurisdiction for all aspects of the administration, collection and reporting of the respective sums.

## RECEIVERS OF REVENUE AND CODES

		HEAD/SUB HEAD/ITEM
ET1	REGISTRAR EQUAL OPPURTUNITY TRIBUNAL	07/01(001)
FA1	PERMANENT SECRETARY MINISTRY OF FOREIGN AND CARICOM AFFAIRS	07/01(002) 07/06(001)
FN1	COMPTROLLER OF ACCOUNTS MINISTRY OF FINANCE	06/02(001-004) 06/04(001-002) 06/05(001) 07/01(001) 07/02(001) 07/03(001-009) 07/04(001) 07/06(001-025) 08/03(002-028) 08/06(011-014) 09/07(001) 09/09(001) 09/10(010-016) 09/12(002-003) 10/01-02 11/02(001)
FN2	CHAIRMAN BOARD OF INLAND REVENUE MINISTRY OF FINANCE	01/01-09 02/03(001) 02/04(001) 03/05(001-003) 03/06(001-022) 03/07(001) 05/01 07/01(001-003)

- Receivers of Revenue should note that:
- (i) Items shown give the range of items under their jurisdiction;
  - (ii) As a result of the changes in Ministerial portfolios, some items of revenue would appear under two (2) different Receivers of Revenue i.e. the former Receivers where only historical data would be shown and the new Receiver under whose portfolio the collection of the relevant revenue now falls, and;
  - (iii) Where the 2018 Draft Estimates of Revenue reflect sums under the relevant Sub-Head Receiver/Item/Sub-Item, these Receivers would have jurisdiction for all aspects of the administration, collection and reporting of the respective sums.

## RECEIVERS OF REVENUE AND CODES

		HEAD/SUB HEAD/ITEM
FN3	COMPTROLLER OF CUSTOMS AND EXCISE MINISTRY OF FINANCE	03/01(001) 03/02(001-007) 03/04(001-038) 03/05(001) 03/06(004) 03/08(001-002) 03/09(001) 04/01(001-005) 04/02(001-002) 07/01(001-004) 07/02(001) 07/04(001-004) 07/06(001)
FN5	PERMANENT SECRETARY MINISTRY OF FINANCE ( INVESTMENT DIVISION)	06/04(002-003) 06/05(001) 09/02(001-002) 09/10(012-015)
FN6	PERMANENT SECRETARY MINISTRY OF FINANCE	07/02(001)
FN7	SUPERVISOR OF INSOLVENCY OFFICE OF THE SUPERVISOR OF INSOLVENCY	07/01(001)
HE1	PERMANENT SECRETARY MINISTRY OF HEALTH	03/06(002-006) 07/01(003-009) 07/04(003)

Receivers of Revenue should note that:

- (i) Items shown give the range of items under their jurisdiction;
- (ii) As a result of the changes in Ministerial portfolios, some items of revenue would appear under two (2) different Receivers of Revenue i.e. the former Receivers where only historical data would be shown and the new Receiver under whose portfolio the collection of the relevant revenue now falls, and;
- (iii) Where the 2018 Draft Estimates of Revenue reflect sums under the relevant Sub-Head Receiver/Item/Sub-Item, these Receivers would have jurisdiction for all aspects of the administration, collection and reporting of the respective sums.

## RECEIVERS OF REVENUE AND CODES

		HEAD/SUB HEAD/ITEM
H51	PERMANENT SECRETARY MINISTRY OF HOUSING AND URBAN DEVELOPMENT	06/06(003) 08/03(003)
IC1	REGISTRAR INDUSTRIAL COURT	07/02(001) 07/04(001)
IC2	REGISTRAR INTEGRITY COMMISSION	07/01(001)
LE1	PERMANENT SECRETARY MINISTRY OF LABOUR AND SMALL ENTERPRISE DEVELOPMENT	07/01(001-003)
MJ1	CHIEF MAGISTRATE MAGISTRACY - JUDICIARY	03/04(001-002) 03/06(001-009) 07/01(001-004) 07/02(001-005)
NS1	PERMANENT SECRETARY MINISTRY OF NATIONAL SECURITY	07/01(001-008)

- Receivers of Revenue should note that:
- (i) Items shown give the range of items under their jurisdiction;
  - (ii) As a result of the changes in Ministerial portfolios, some items of revenue would appear under two (2) different Receivers of Revenue i.e. the former Receivers where only historical data would be shown and the new Receiver under whose portfolio the collection of the relevant revenue now falls; and
  - (iii) Where the 2018 Draft Estimates of Revenue reflect sums under the relevant Sub-Head Receiver/Item/Sub-Item, these Receivers would have jurisdiction for all aspects of the administration, collection and reporting of the respective sums.

## RECEIVERS OF REVENUE AND CODES

		HEAD/SUB HEAD/ITEM
NS2	CHIEF IMMIGRATION OFFICER MINISTRY OF NATIONAL SECURITY	03/06(001) 07/01(001-007) 07/02(001) 07/06(001)
NS3	COMMISSIONER OF POLICE TRINIDAD AND TOBAGO POLICE SERVICE	03/06(001) 07/01(001-004)
NS4	CHIEF FIRE OFFICER MINISTRY OF NATIONAL SECURITY	07/01(001) 07/02(001)
NS5	COMMISSIONER OF PRISONS MINISTRY OF NATIONAL SECURITY	07/02(001) 07/04(001)
PA1	PERMANENT SECRETARY MINISTRY OF PUBLIC ADMINISTRATION AND COMMUNICATIONS	06/01(001-002) 07/01(001) 07/02(001) 07/04(001) 07/06(001) 09/02(001-002)
PL1	PERMANENT SECRETARY MINISTRY OF PLANNING AND DEVELOPMENT	07/06(003)

- Receivers of Revenue should note that:
- (i) Items shown give the range of items under their jurisdiction;
  - (ii) As a result of the changes in Ministerial portfolios, some items of revenue would appear under two (2) different Receivers of Revenue i.e. the former Receivers where only historical data would be shown and the new Receiver under whose portfolio the collection of the relevant revenue now falls; and;
  - (iii) Where the 2018 Draft Estimates of Revenue reflect sums under the relevant Sub-Head Receiver/Item/Sub-Item, these Receivers would have jurisdiction for all aspects of the administration, collection and reporting of the respective sums.

## RECEIVERS OF REVENUE AND CODES

		HEAD/SUB HEAD/ITEM
PL2	DIRECTOR OF STATISTICS MINISTRY OF PLANNING AND DEVELOPMENT	07/01(001-002)
PU1	PERMANENT SECRETARY MINISTRY OF PUBLIC UTILITIES	03/06(007) 07/01(004-006)
R01	REVENUE OFFICER V ST GEORGE WEST, MINISTRY OF FINANCE	02/01(001)
R02	REVENUE OFFICER IV ST GEORGE EAST, MINISTRY OF FINANCE	02/01(001)
R03	REVENUE OFFICER IV CARONI / CHAGUANAS, MINISTRY OF FINANCE	02/01(001)
R04	REVENUE OFFICER IV ST ANDREW/ ST DAVID, MINISTRY OF FINANCE	02/01(001)
R05	REVENUE OFFICER IV ST PATRICK, MINISTRY OF FINANCE	02/01(001)
R06	REVENUE OFFICER IV NARIVA / MAYARO, MINISTRY OF FINANCE	02/01(001)

- Receivers of Revenue should note that:
- (i) Items shown give the range of items under their jurisdiction;
  - (ii) As a result of the changes in Ministerial portfolios, some items of revenue would appear under two (2) different Receivers of Revenue i.e. the former Receivers where only historical data would be shown and the new Receiver under whose portfolio the collection of the relevant revenue now falls; and
  - (iii) Where the 2018 Draft Estimates of Revenue reflect sums under the relevant Sub-Head Receiver/Item/Sub-Item, these Receivers would have jurisdiction for all aspects of the administration, collection and reporting of the respective sums.

## RECEIVERS OF REVENUE AND CODES

		HEAD/SUB HEAD/ITEM
R07	REVENUE OFFICER IV VICTORIA, MINISTRY OF FINANCE	02/01(001)
R08	REVENUE OFFICER IV TOBAGO	02/01(001)
SC1	DIRECTOR OF PERSONNEL ADMINISTRATION SERVICE COMMISSIONS DEPARTMENT	07/01(001-002) 07/02(001)
SD1	PERMANENT SECRETARY MINISTRY OF SOCIAL DEVELOPMENT AND FAMILY SERVICES	07/01(001)
SJ1	REGISTRAR SUPREME COURT - JUDICIARY	03/06(001) 07/01(001-004) 07/02(001-002) 07/04(001)
SP1	PERMANENT SECRETARY MINISTRY OF SPORT AND YOUTH AFFAIRS	06/01(001-016) 07/01(001) 07/04(001-002)

Receivers of Revenue should note that:

- (i) Items shown give the range of items under their jurisdiction;
- (ii) As a result of the changes in Ministerial portfolios, some items of revenue would appear under two (2) different Receivers of Revenue i.e. the former Receivers where only historical data would be shown and the new Receiver under whose portfolio the collection of the relevant revenue now falls, and;
- (iii) Where the 2018 Draft Estimates of Revenue reflect sums under the relevant Sub-Head Receiver/Item/Sub-Item, these Receivers would have jurisdiction for all aspects of the administration, collection and reporting of the respective sums.

## RECEIVERS OF REVENUE AND CODES

		HEAD/SUB HEAD/ITEM
TA1	REGISTRAR TAX APPEAL BOARD	07/04(001)
TR1	PERMANENT SECRETARY MINISTRY OF TRADE AND INDUSTRY	03/03(001-003) 03/06(001-002) 06/01(001-002)
WT2	TRANSPORT COMMISSIONER MINISTRY OF WORKS AND TRANSPORT	03/05(001-037) 07/01(001-006) 07/02(001-002) 07/04(002)
WT3	DIRECTOR MARITIME SERVICES MINISTRY OF WORKS AND TRANSPORT	03/06(001-008) 06/01(001) 07/01(001-002) 07/04(001-002) 07/06(001-003)

Receivers of Revenue should note that:

- (i) Items shown give the range of items under their jurisdiction;
- (ii) As a result of the changes in Ministerial portfolios, some items of revenue would appear under two (2) different Receivers of Revenue i.e. the former Receivers where only historical data would be shown and the new Receiver under whose portfolio the collection of the relevant revenue now falls, and;
- (iii) Where the 2018 Draft Estimates of Revenue reflect sums under the relevant Sub-Head Receiver/Item/Sub-Item, these Receivers would have jurisdiction for all aspects of the administration, collection and reporting of the respective sums.