REPUBLIC OF TRINIDAD AND TOBAGO

DRAFT ESTIMATES

OF REVENUE FOR THE

FINANCIAL YEAR

2011

TEXT PREPARED BY THE MINISTRY OF FINANCE - PRINTED BY THE GOVERNMENT PRINTER, PORT-OF-SPAIN, REPUBLIC OF TRINIDAD AND TOBAGO - 2010

CONTENTS

ESTIMATES OF REVENUE FOR THE FINANCIAL YEAR, 2011

ABSTRACTS **PAGE**

Financial Statement 2011 and Comparative Statements, 2010 (Original and Revised Estimates) and 2009 Actual ... iv

Abstract of the Estimated Revenue for the Financial year ending 30 September 2011
Revised Estimates of Revenue for 2010 and Actual Revenue 2009 v

Revenue 2011 by classification vi

Abstract of the Estimated Tax Revenue for the Financial year ending 30 September 2011
Revised Estimates of Revenue for 2010and Actual Revenue 2009 vii

Abstract of the Estimated Non-Tax Revenue for the Financial year ending 30 September 2011
Revised Estimates of Revenue for 2010and Actual Revenue 2009 viii

Abstract of the Estimated Capital Receipts for the Financial year ending 30 September 2011
Revised Estimates of Revenue for 2010 and Actual Revenue 2009 xi

Abstract of the Estimated Financing for the Financial year ending 30 September 2011
Revised Estimates of Revenue for 2010 and Actual Revenue 2009 x

HEADS OF REVENUE

01. Taxes on Income and Profits 1

02. Taxes on Property 2

03. Taxes on Goods and Services 4

04. Taxes on International Trade 13

05. Other Taxes 15

06. Property Income 16

07. Other Non-Tax Revenue 22

08. Repayment of Past Lending 42

09. Capital Revenue 44

10. Borrowing 47

Abstract of the Estimated Revenue for Tobago for the Financial year ending 30 September 2011
Revised Estimates of Revenue for 2010 and Actual Revenue 2009

TOBAGO HEADS OF REVENUE (Included in main Revenue Estimates)

01. Taxes on Income and Profits 50

02. Taxes on Property 51

03. Taxes on Goods and Services 52

04. Taxes on International Trade 58

05. Other Taxes 59

06. Property Income 60

07. Other Non-Tax Revenue 62

08. Repayment of Past Lending 69

APPENDIX

A – Receivers of Revenue and Codes 71

ESTIMATES OF REVENUE 2011

TRINIDAD AND TOBAGO FINANCIAL STATEMENT 2011 AND COMPARATIVE STATEMENTS 2010 (ORIGINAL AND REVISED ESTIMATES) AND 2009 ACTUAL

CURRENT ACCOUNT

REVENUE	2009 Actual $Mn	2010 Estimates $Mn	2010 Revised $Mn	2011 Estimates $Mn
Tax Revenue	31,421.9	30,703.5	34,209.2	35,263.4
Income and Profits	22,902.8	20,055.6	25,309.0	24,962.9
Goods and Services	6,429.0	8,140.0	7,056.2	7,845.1
International Trade	1,828.6	2,002.4	1,650.0	2,101.0
Other	261.5	505.5	194.0	354.4
Non-Tax Revenue	6,475.3	5,230.4	6,590.5	4,959.6
Property	5,353.2	4,573.1	5,200.8	4,088.2
Other Non-Tax Revenue	1,000.5	638.0	1,374.7	850.7
Repayment of Past Lending	121.6	19.3	15.0	20.7
	37,897.2	35,933.9	40,799.7	40,223.0

EXPENDITURE	2009 Actual $Mn	2010 Estimates $Mn	2010 Revised $Mn	2011 Estimates $Mn
Personnel Expenditure	6,227.8	6,618.1	6,492.4	7,198.5
Salaries	4,591.9	4,844.3	4,737.4	5,269.5
Wages	514.3	531.0	517.3	571.1
Other	1,121.6	1,242.8	1,237.7	1,357.9
Goods and Services	5,127.0	6,398.9	5,814.8	7,280.6
Minor Equipment	264.8	332.5	259.4	330.2
Interest and Other Debt Charges	4,131.1	5,231.7	4,743.9	5,157.0
Transfers and Subsidies	21,131.8	16,486.0	19,006.9	19,460.7
Transfers to Statutory Bodies	4,967.8	5,697.3	5,390.7	5,883.3
Acquisition of Physical Assets	33.5	116.1	101.6	179.6
Sub-Total	41,883.8	40,880.6	41,809.7	45,489.9
Current Surplus/(Deficit)	(3,986.6)	(4,946.7)	(1,010.0)	(5,266.9)
	37,897.2	35,933.9	40,799.7	40,223.0

CAPITAL ACCOUNT

	2009 Actual $Mn	2010 Estimates $Mn	2010 Revised $Mn	2011 Estimates $Mn
Current Surplus/(Deficit)	(3,986.6)	(4,946.7)	(1,010.0)	(5,266.9)
Capital Revenue	51.3	22.3	51.5	21.1
Surplus/(Deficit)	(3,935.3)	(4,924.4)	(958.5)	(5,245.8)
Financing	2,547.9	4,793.8	4,793.8	5,969.3
Changes in Cash Balances	6,960.0	5,214.5	1,921.5	5,933.5
	5,572.6	5,083.9	5,756.8	6,657.0

	2009 Actual $Mn	2010 Estimates $Mn	2010 Revised $Mn	2011 Estimates $Mn
Development Programme	3,549.2	3,009.5	3,542.7	3,050.0
Capital Repayment and Sinking Fund Contributions	2,023.4	2,074.4	2,214.1	3,607.0
	5,572.6	5,083.9	5,756.8	6,657.0

Excluded are the Unemployment Fund, Infrastructure Development Fund, Government Assistance for Tertiary Education and the Green Fund

ESTIMATES, TRINIDAD & TOBAGO, FOR 2011

Abstract of Estimated Revenue for the financial year ending 30 September 2011, Revised Estimates of Revenue, 2010 and Actual Revenue, 2009

Head	2009 Actual	2010 Estimates	2010 Revised Estimates	2011 Estimates
	$	$	$	$
TAX REVENUE				
01. TAXES ON INCOME AND PROFITS	22,902,795,636	20,055,614,000	25,308,970,000	24,962,888,500
02. TAXES ON PROPERTY	71,413,824	325,000,000	23,976,000	173,864,300
03. TAXES ON GOODS AND SERVICES	6,428,995,505	8,140,020,970	7,056,192,160	7,845,062,900
04. TAXES ON INTERNATIONAL TRADE	1,828,549,598	2,002,374,175	1,650,046,500	2,101,039,000
05. OTHER TAXES	190,131,416	180,500,000	170,000,000	180,500,000
TOTAL TAX REVENUE	31,421,885,979	30,703,509,145	34,209,184,660	35,263,354,700
NON-TAX REVENUE				
06. PROPERTY INCOME	5,353,163,287	4,573,131,298	5,200,843,980	4,088,252,240
07. OTHER NON-TAX REVENUE	1,000,523,514	637,947,750	1,374,737,240	850,662,170
08. REPAYMENT OF PAST LENDING	121,654,723	19,277,130	14,997,300	20,728,470
TOTAL NON-TAX REVENUE	6,475,341,524	5,230,356,178	6,590,578,520	4,959,642,880
SUB-TOTAL	37,897,227,503	35,933,865,323	40,799,763,180	40,222,997,580
CAPITAL RECEIPTS				
09. CAPITAL REVENUE	51,346,885	22,365,350	51,515,350	21,095,350
TOTAL CAPITAL RECEIPTS	51,346,885	22,365,350	51,515,350	21,095,350
SUB-TOTAL	37,948,574,388	35,956,230,673	40,851,278,530	40,244,092,930
FINANCING				
10. BORROWING	2,547,872,094	4,793,810,000	4,793,810,000	5,969,338,000
12. DEBT FINANCING	-	-	-	-
TOTAL FINANCING	2,547,872,094	4,793,810,000	4,793,810,000	5,969,338,000
GRAND TOTAL	40,496,446,482	40,750,040,673	45,645,088,530	46,213,430,930

REVENUE 2011 BY CLASSIFICATION

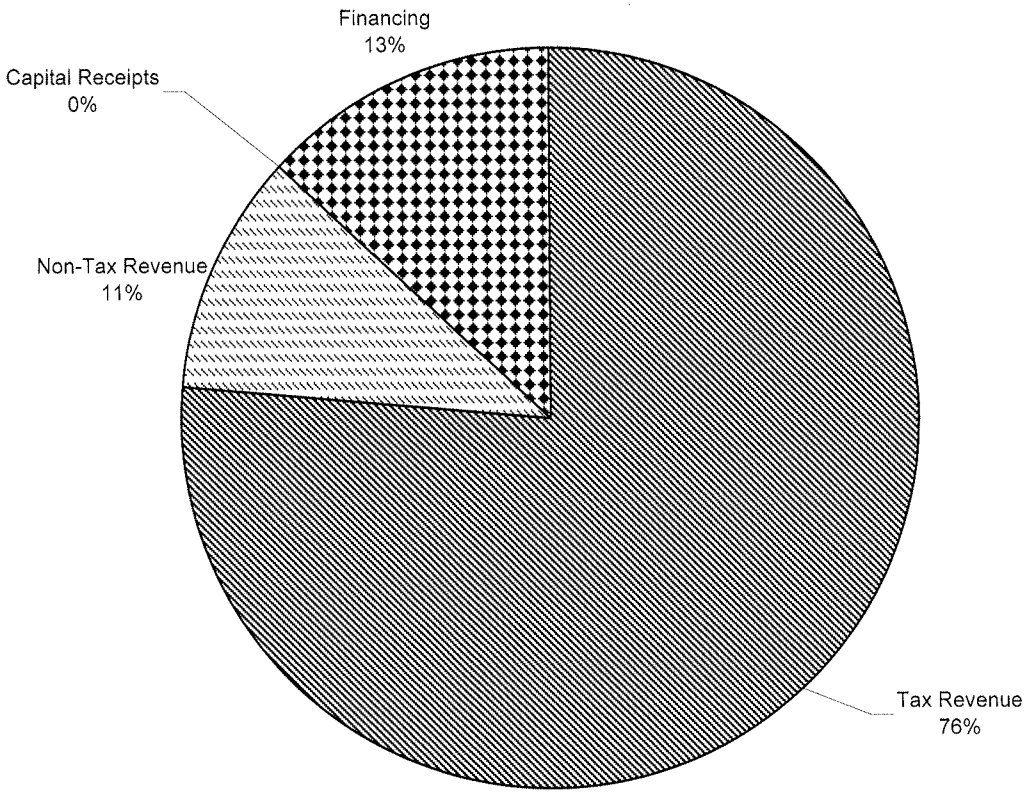

ESTIMATES, TRINIDAD & TOBAGO, FOR 2011

Abstract of Estimated TAX REVENUE for the financial year ending 30 September 2011, Revised Estimates of Revenue, 2010 and Actual Revenue, 2009

Head	2009 Actual	2010 Estimates	2010 Revised Estimates	2011 Estimates
	$	$	$	$
TAX REVENUE				
01. TAXES ON INCOME AND PROFITS	22,902,795,636	20,055,614,000	25,308,970,000	24,962,888,500
02. TAXES ON PROPERTY	71,413,824	325,000,000	23,976,000	173,864,300
03. TAXES ON GOODS AND SERVICES	6,428,995,505	8,140,020,970	7,056,192,160	7,845,062,900
04. TAXES ON INTERNATIONAL TRADE	1,828,549,598	2,002,374,175	1,650,046,500	2,101,039,000
05. OTHER TAXES	190,131,416	180,500,000	170,000,000	180,500,000
TOTAL TAX REVENUE	31,421,885,979	30,703,509,145	34,209,184,660	35,263,354,700

TAX REVENUE 2011

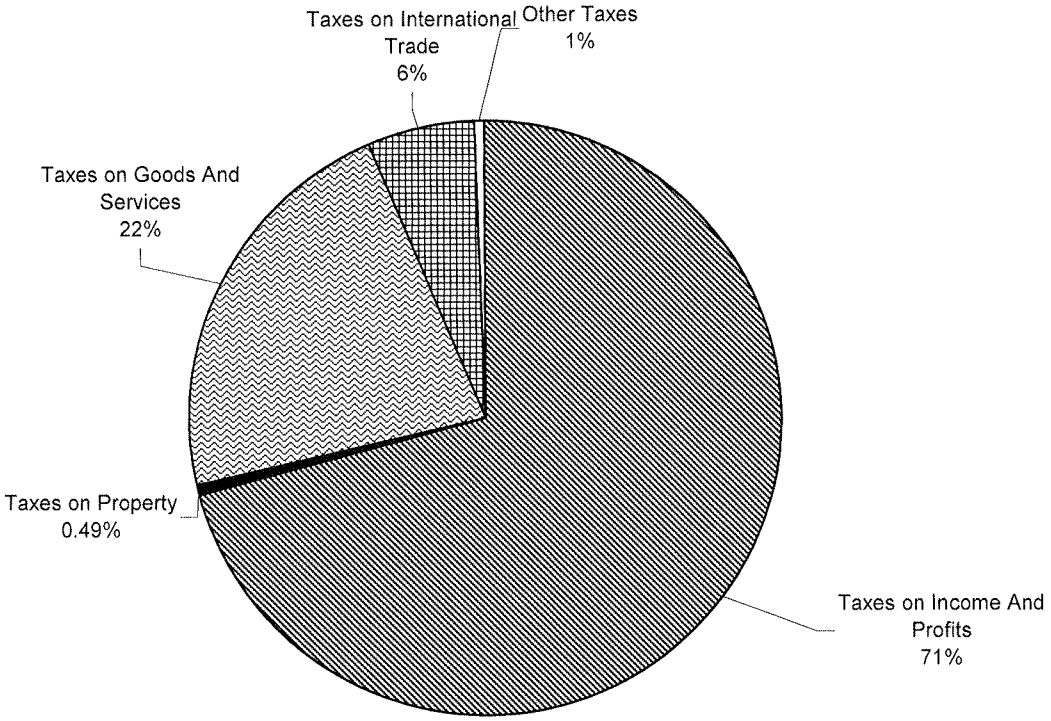

Abstract of Estimated NON-TAX REVENUE for the financial year ending 30 September 2011, Revised Estimates of Revenue, 2010 and Actual Revenue, 2009

Head	2009 Actual	2010 Estimates	2010 Revised Estimates	2011 Estimates
	$	$	$	$
NON-TAX REVENUE				
06. PROPERTY INCOME	5,353,163,287	4,573,131,298	5,200,843,980	4,088,252,240
07. OTHER NON-TAX REVENUE	1,000,523,514	637,947,750	1,374,737,240	850,662,170
08. REPAYMENT OF PAST LENDING	121,654,723	19,277,130	14,997,300	20,728,470
TOTAL NON-TAX REVENUE	6,475,341,524	5,230,356,178	6,590,578,520	4,959,642,880
SUB-TOTAL	37,897,227,503	35,933,865,323	40,799,763,180	40,222,997,580

NON-TAX REVENUE 2011

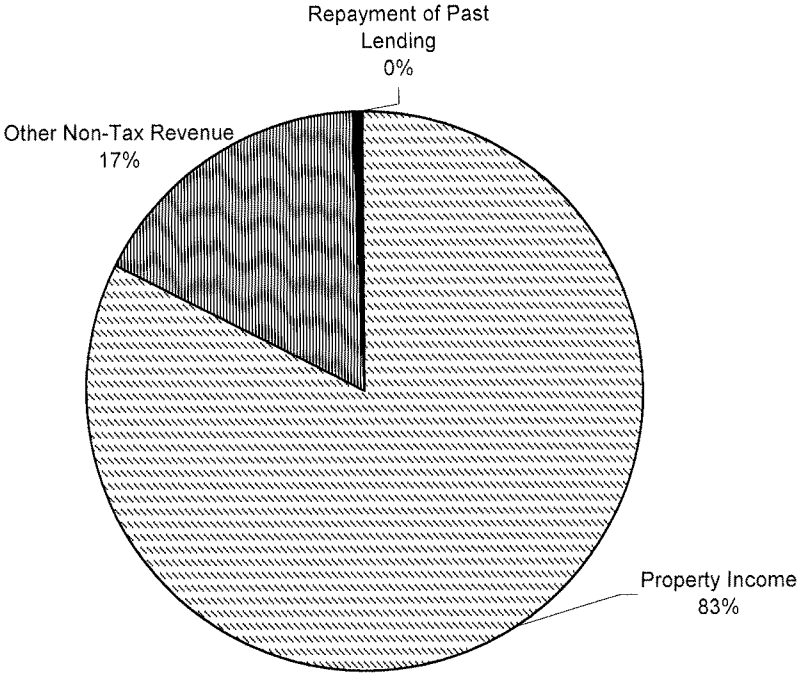

ESTIMATES, TRINIDAD & TOBAGO, FOR 2011

Abstract of Estimated CAPITAL RECEIPTS for the financial year ending 30 September 2011, Revised Estimates of Revenue, 2010 and Actual Revenue, 2009

Head	2009 Actual	2010 Estimates	2010 Revised Estimates	2011 Estimates
	$	$	$	$
CAPITAL RECEIPTS				
09. CAPITAL REVENUE	51,346,885	22,365,350	51,515,350	21,095,350
TOTAL CAPITAL RECEIPTS	51,346,885	22,365,350	51,515,350	21,095,350
SUB-TOTAL	37,948,574,388	35,956,230,673	40,851,278,530	40,244,092,930

ESTIMATES, TRINIDAD & TOBAGO, FOR 2011

Abstract of Estimated FINANCING for the financial year ending 30 September 2011, Revised Estimates of Revenue, 2010 and Actual Revenue, 2009

Head	2009 Actual	2010 Estimates	2010 Revised Estimates	2011 Estimates
	$	$	$	$
FINANCING				
10. BORROWING	2,547,872,094	4,793,810,000	4,793,810,000	5,969,338,000
12. DEBT FINANCING	-	-	-	-
TOTAL FINANCING	2,547,872,094	4,793,810,000	4,793,810,000	5,969,338,000
GRAND TOTAL	40,496,446,482	40,750,040,673	45,645,088,530	46,213,430,930

Trinidad and Tobago

Head 01 - TAXES ON INCOME AND PROFITS

Sub-Head / Receiver / Item / Sub-Item		2009 Actual	2010 Estimates	2010 Revised Estimates	2011 Estimates
		$	$	$	$
FN2	CHAIRMAN BOARD OF INLAND REVENUE MINISTRY OF FINANCE				
01	Oil Companies (Chap 75:04)	11,880,885,161	8,983,461,000	13,295,776,000	11,771,399,500
02	Other Companies (Chap 75:02)	5,170,096,586	5,368,700,000	6,209,478,000	6,978,518,600
03	Individuals (Chap 75:01)	4,266,976,015	4,172,200,000	4,448,000,000	4,762,642,500
04	Withholding Tax (Chap 75:01)	1,178,493,142	1,137,147,000	943,300,000	988,774,000
05	Insurance Surrender Tax (Chap 75:01)	21,546,493	21,886,000	23,947,000	25,376,000
06	National Recovery Impost	-	-	-	-
07	Business Levy (Chap 75:02)	198,787,798	192,082,000	206,400,000	210,528,000
09	Health Surcharge (chap 75:05)	186,010,441	180,138,000	182,069,000	225,649,900
Total		22,902,795,636	20,055,614,000	25,308,970,000	24,962,888,500

Estimates 2011	24,962,888,500
Revised Estimates 2010	25,308,970,000
Decrease	346,081,500

Trinidad and Tobago

Head 02 - TAXES ON PROPERTY

Sub-Head / Receiver / Item / Sub-Item		2009 Actual	2010 Estimates	2010 Revised Estimates	2011 Estimates
		$	$	$	$
01	Lands and Buildings Taxes	71,413,824	325,000,000	23,976,000	173,864,300
02	Estate and Succession Duties	-	-	-	-
03	Property Tax	-	-	-	-
	Total	71,413,824	325,000,000	23,976,000	173,864,300

Estimates 2011	173,864,300
Revised Estimates 2010	23,976,000
Increase	149,888,300

Sub-Head / Receiver / Item / Sub-Item		2009 Actual	2010 Estimates	2010 Revised Estimates	2011 Estimates
		$	$	$	$
01	Lands and Buildings Taxes				
R01	REVENUE OFFICER V ST GEORGE WEST MINISTRY OF FINANCE				
001	Lands and Buildings Taxes (Ch. 76:04)	11,895,850	55,900,000	4,735,600	27,944,400
R02	REVENUE OFFICER IV ST GEORGE EAST MINISTRY OF FINANCE				
001	Lands and Buildings Taxes (Ch. 76:04)	8,109,854	35,425,000	2,097,800	19,735,100
R03	REVENUE OFFICER IV CARONI / CHAGUANAS MINISTRY OF FINANCE				
001	Lands and Buildings Taxes	32,032,881	142,025,000	10,000,000	79,518,800
	Lands and Buildings Taxes Carried Forward	52,038,585	233,350,000	16,833,400	127,198,300

Trinidad and Tobago

Head 02 - TAXES ON PROPERTY

	Sub-Head / Receiver / Item / Sub-Item	2009 Actual	2010 Estimates	2010 Revised Estimates	2011 Estimates
		$	$	$	$
01	Lands and Buildings Taxes - Brought Forward	52,038,585	233,350,000	16,833,400	127,198,300
R04	REVENUE OFFICER IV ST ANDREW/ ST DAVID MINISTRY OF FINANCE				
001	Lands and Buildings Taxes	3,161,820	14,625,000	3,352,200	8,809,000
R05	REVENUE OFFICER IV ST PATRICK MINISTRY OF FINANCE				
001	Lands and Buildings Taxes	4,437,966	20,150,000	739,600	9,580,600
R06	REVENUE OFFICER IV NARIVA / MAYARO MINISTRY OF FINANCE				
001	Lands and Buildings Taxes	1,908,257	9,425,000	333,300	4,905,900
R07	REVENUE OFFICER IV VICTORIA MINISTRY OF FINANCE				
001	Lands and Buildings Taxes	6,059,683	27,950,000	1,242,500	13,428,500
R08	REVENUE OFFICER IV TOBAGO				
001	Lands and Buildings Taxes	3,807,513	19,500,000	1,475,000	9,942,000
	Sub-Head Total	71,413,824	325,000,000	23,976,000	173,864,300
03	Property Tax				
FN2	CHAIRMAN BOARD OF INLAND REVENUE MINISTRY OF FINANCE				
001	Property Tax (Act No. 18 of 2009)	-	-	-	-
	Sub-Head Total	-	-	-	-

Trinidad and Tobago

Head 03 - TAXES ON GOODS AND SERVICES

	Sub-Head / Receiver / Item / Sub-Item	2009 Actual	2010 Estimates	2010 Revised Estimates	2011 Estimates
		$	$	$	$
01	Purchase Tax	10,000	120,000	120,000	120,000
02	Excise Duties	626,919,524	731,675,000	643,600,000	706,380,000
03	Betting and Entertainment Taxes	24,421,565	12,244,370	12,294,620	14,805,200
04	Liquor & Miscellaneous Business Licences & Fees	10,185,171	9,289,075	10,651,900	10,426,800
05	Motor Vehicles Taxes and Duties (Chap. 48:50)	327,398,892	351,900,350	291,438,850	393,976,500
06	Other	291,017,171	283,077,175	292,786,070	311,836,200
07	Value Added Tax	5,147,253,571	6,750,000,000	5,803,099,400	6,405,133,200
08	Alcohol and Tobacco Taxes	1,789,611	1,715,000	2,201,320	2,385,000
	Total	6,428,995,505	8,140,020,970	7,056,192,160	7,845,062,900

Estimates 2011	7,845,062,900
Revised Estimates 2010	7,056,192,160
Increase	788,870,740

	Sub-Head / Receiver / Item / Sub-Item	2009 Actual	2010 Estimates	2010 Revised Estimates	2011 Estimates
		$	$	$	$
01	Purchase Tax				
FN3	COMPTROLLER OF CUSTOMS AND EXCISE MINISTRY OF FINANCE				
001	Purchase Tax (Ch. 77:01)	10,000	120,000	120,000	120,000
	Sub-Head Total	10,000	120,000	120,000	120,000

Trinidad and Tobago

Head 03 - TAXES ON GOODS AND SERVICES

Sub-Head / Receiver / Item / Sub-Item		2009 Actual	2010 Estimates	2010 Revised Estimates	2011 Estimates
		$	$	$	$
02	Excise Duties				
FN3	COMPTROLLER OF CUSTOMS AND EXCISE MINISTRY OF FINANCE				
001	Rum and Spirits (Ch. 78:50)	136,882,390	165,700,000	151,000,000	161,000,000
002	Beer Duty (Chap. 78:50)	177,078,118	216,300,000	161,000,000	199,000,000
003	Oil (Petrol)(Chap. 78:50)	93,851,146	96,000,000	96,000,000	96,720,000
006	Cigarettes (Ch. 78:50)	217,562,682	252,000,000	234,000,000	248,000,000
007	Malta Beverage (Ch. 78:50)	1,545,188	1,675,000	1,600,000	1,660,000
	Sub-Head Total	626,919,524	731,675,000	643,600,000	706,380,000
03	Betting and Entertainment Taxes				
TR1	PERMANENT SECRETARY MINISTRY OF TRADE AND INDUSTRY				
001	Tote and Forecast (Chap. 11:19)	7,837,435	3,941,400	3,991,650	5,941,950
003	Betting Office Levy (Ch. 21:53)	16,584,130	8,302,970	8,302,970	8,863,250
	Sub-Head Total	24,421,565	12,244,370	12,294,620	14,805,200
04	Liquor & Miscellaneous Business Licences & Fees				
FN3	COMPTROLLER OF CUSTOMS AND EXCISE MINISTRY OF FINANCE				
001	Spirit Retailers, Port-of-Spain (Ch. 84:10)	332,700	309,000	340,000	340,000
002	Spirit Retailers, San Fernando (Ch. 84:10)	193,163	200,000	200,000	215,000
003	Spirit Retailers, Towns (Ch. 84:10)	335,356	336,000	550,000	340,000
004	Spirit Retailers, Elsewhere (Ch. 84:10)	2,232,562	2,050,000	2,050,000	2,220,800
005	Spirit Grocers, Port-of-Spain (Ch. 84:10)	332,775	350,000	455,500	350,000
006	Spirit Grocers, San Fernando (Ch. 84:10)	168,750	168,000	168,000	168,000
007	Spirit Grocers, Elsewhere (Ch. 84:10)	1,076,100	961,000	1,060,000	1,085,000
008	Spirit Dealers (Ch. 84:10)	76,050	79,000	76,200	76,200
009	Special Hotel up to 15 bedrooms (Ch. 84:10)	194,625	170,000	170,000	199,500
	Liquor & Miscellaneous Business Licences & Fees Carried Forward	4,942,081	4,623,000	5,069,700	4,994,500

Trinidad and Tobago

Head 03 - TAXES ON GOODS AND SERVICES

Sub-Head / Receiver / Item / Sub-Item		2009 Actual	2010 Estimates	2010 Revised Estimates	2011 Estimates
		$	$	$	$
04	Liquor & Miscellaneous Business Licences & Fees - Brought Forward	4,942,081	4,623,000	5,069,700	4,994,500
010	Special Hotel, 16-49 bedrooms (Ch. 84:10)	172,125	108,000	170,000	180,000
011	Special Hotel, 50-150 bedrooms (84:10)	87,750	60,000	80,000	80,000
012	Special Hotel,more than 150 bedrooms (Ch. 84:10)	36,000	36,000	36,000	36,000
013	Hotel Spirit,up to 15 bedrooms (Ch. 84:10)	27,000	20,000	27,000	27,000
014	Hotel Spirit,16-49 bedrooms (Ch. 84:10)	9,000	6,750	11,000	11,000
015	Hotel Spirit,50-150 bedrooms (84:10)	2,250	2,250	2,250	2,250
016	Hotel Spirit,more than 150 bedrooms (Ch. 84:10)	-	-	-	-
017	Restaurant,Port-of-Spain (Ch. 84:10)	13,500	17,000	17,000	17,000
018	Restaurant,San Fernando (Ch. 84:10)	40,500	49,000	54,000	55,000
019	Restaurant,Elsewhere (Ch. 84:10)	288,561	276,000	460,000	290,000
020	Special Restaurant,Port-of-Spain (Ch. 84:10)	493,800	500,000	522,000	525,000
021	Special Restaurant,San Fernando (Ch. 84:10)	533,250	540,000	595,000	540,000
022	Special Restaurant,Elsewhere (Ch. 84:10)	1,981,851	1,610,000	1,700,000	1,900,000
023	Night Bar,Port-of-Spain (Ch. 84:10)	-	-	-	-
024	Night Bar,San Fernando (Ch. 84:10)	-	-	-	-
025	Night Bar,Elsewhere (Ch. 84:10)	9,000	4,500	4,500	4,500
026	Wine Retailers,Port-of-Spain (Ch. 84:10)	28,406	34,900	25,000	25,000
027	Wine Retailers,San Fernando (Ch. 84:10)	5,625	9,000	6,750	6,750
028	Wine Retailers,Elsewhere (Ch. 84:10)	26,989	25,000	23,000	25,000
029	Wine Merchants (Ch. 84:10)	4,050	7,000	10,000	9,000
030	Distillers(Chap. 87:54)	5,000	5,000	5,000	5,000
031	Still Dealers (Ch. 87:54)	75	100	100	100
032	Compounders (Ch. 87:54)	2,000	2,250	2,000	2,000
033	Methylated Spirits (Chap. 87:54)	1,550	1,500	1,500	1,550
034	Medicinal Spirits (Chap. 87:54)	50	75	50	50
035	Vinegar Manufacturers (Chap. 87:54)	500	500	500	500
036	Bay Rum and Perfumed Spirits (Chap. 87:54)	1,250	1,250	1,250	1,000
037	Brewers (Chap. 87:52)	4,000	4,000	4,000	4,000
038	Clubs (Chap. 21:01)	887,400	850,000	1,237,200	950,000
		9,603,563	8,793,075	10,064,800	9,692,200
JM1	CHIEF MAGISTRATE JUDICIARY - MAGISTRACY				
001	Occasional (Chap. 84:10)	578,280	492,000	580,000	730,000
002	Transfer Fees (Chap. 84:10)	3,328	4,000	7,100	4,600
		581,608	496,000	587,100	734,600
	Sub-Head Total	10,185,171	9,289,075	10,651,900	10,426,800

Trinidad and Tobago

Head 03 - TAXES ON GOODS AND SERVICES

	Sub-Head / Receiver / Item / Sub-Item	2009 Actual	2010 Estimates	2010 Revised Estimates	2011 Estimates
		$	$	$	$
05	Motor Vehicles Taxes and Duties (Chap. 48:50)				
FN2	CHAIRMAN BOARD OF INLAND REVENUE MINISTRY OF FINANCE				
001	Motor Vehicles Taxes (Ch. 48:50)	12,681,932	2,000,000	2,500,000	2,631,650
003	Tax on transfer of Used Motor Vehicles (Ch. 48:50)	24,008,786	53,250,000	43,000,000	45,000,000
		36,690,718	55,250,000	45,500,000	47,631,650
FN3	COMPTROLLER OF CUSTOMS AND EXCISE MINISTRY OF FINANCE				
001	Motor Vehicles Taxes (Ch. 48:50)	238,753,297	206,676,000	200,000,000	242,500,000
WT2	TRANSPORT COMMISSIONER MINISTRY OF WORKS AND TRANSPORT				
001	Motor Vehicles Licences (Ch. 48:50)	15,975	-	-	-
002	3-year Driving Permits (Ch. 48:50)	30,085,360	68,000,000	20,695,000	4,200,000
003	1-year Driving Permits (Ch. 48:50)	77,695	57,000	96,500	100,000
004	Provisional Driving Permits (Ch. 48:50)	1,043,380	1,200,000	1,200,000	3,500,000
005	Conductors' Permits (Ch. 48:50)	-	-	-	10,000
006	Duplicate Permits (Ch. 48:50)	536,220	520,000	570,000	913,000
007	Taxi Drivers' Licences (Ch. 48:50)	113,800	115,000	110,000	238,000
008	Examination of Drivers (Ch. 48:50)	6,478,660	7,200,000	7,200,000	7,750,000
009	Road Permits (Ch. 48:50)	435,731	375,000	501,350	510,000
010	Inspection Fees (Ch. 48:50)	6,464,195	6,500,250	6,500,250	8,400,000
011	Driving Certificates (Ch. 48:50)	643,740	700,000	700,000	748,000
012	Dealers' Licences (Ch. 48:50)	547,240	600,000	600,000	2,315,000
013	Registration of Motor Vehicles (Ch. 48:50)	1,393,200	1,300,000	1,500,000	2,794,000
014	Certified Extracts of Register (Ch. 48:50)	997,210	945,000	1,500,000	3,080,000
015	Changes of Ownership (Ch. 48:50)	360,800	-	386,050	360,000
016	Amendments to Register (Ch. 48:50)	685,890	620,000	620,000	700,000
017	Other Vehicles (Ch. 48:50)	3	-	-	-
018	Examination Study Guides (Ch. 48:50)	341,930	330,000	280,000	370,000
019	Refund of Travelling Expenses	53,828	40,000	81,000	81,000
020	Miscellaneous	-	-	-	-
021	Priority Bus Route - Toll Charge (Ch 48:50)	1,245,980	1,100,000	88,100	1,440,000
022	Licence Endorsements (Ch. 48:50)	118,060	125,000	110,000	185,000
023	Processing of H-Vehicles Applications (Ch. 48:50)	86,760	76,000	94,000	110,000
024	Certified Extract of Inspector's Report (Ch. 48:50)	-	100	100	31,850
	Motor Vehicles Taxes and Duties (Chap. 48:50) Carried Forward	327,169,672	351,729,350	288,332,350	327,967,500

Trinidad and Tobago

Head 03 - TAXES ON GOODS AND SERVICES

	Sub-Head / Receiver / Item / Sub-Item	2009 Actual	2010 Estimates	2010 Revised Estimates	2011 Estimates
		$	$	$	$
05	Motor Vehicles Taxes and Duties (Chap. 48:50) - Brought Forward	327,169,672	351,729,350	288,332,350	327,967,500
025	Renewal of Taxi Driver Licence / Badge (Ch. 48:50)	116,020	58,000	122,000	125,000
026	Application for Maxi-Taxi Licence (Ch. 48:53)	113,200	113,000	106,000	110,000
031	5 Year Driving Permit (Ch48:50)	-	-	2,741,600	56,500,000
032	4 Year Driving permits (Ch 48:50)	-	-	80,000	4,400,000
033	2 Year Driving permits (Ch 48:50)	-	-	34,400	4,400,000
034	Subsequent Duplicate of a licence or permit (Ch 48:50)	-	-	15,600	220,000
035	Duplicate licence\badge for taxi drivers(Ch 48:50)	-	-	5,400	210,000
036	Subsequent duplicate licence/badge for taxi drivers (Ch 48:50)	-	-	1,500	44,000
		51,954,877	89,974,350	45,938,850	103,844,850
	Sub-Head Total	327,398,892	351,900,350	291,438,850	393,976,500
06	Other				
EN1	PERMANENT SECRETARY MINISTRY OF ENERGY AND ENERGY AFFAIRS				
001	Marketing Licences (Retail at Petrol Stations,etc) (Chap. 62:01)	57,250	61,350	118,000	120,000
002	Exploration and Production Licences (Chap. 62:01)	-	-	-	-
003	Pipe Lines Licences (Ch. 62:01)	1,000	10,000	4,000	9,500
004	Transfer Fee (Chap. 62:01)	-	-	-	-
005	Lease Operators - Sub-Licences (Chap. 62:01)	-	-	700	1,000
006	Marketing Licences for Petroleum By-products (Chapter 62:01)	5,600	-	3,500	3,500
007	Transportation Licences (Chapter 62:01)	-	-	-	-
008	Farm Out Operations - Sub Licences (Chap. 62:01)	-	-	-	-
009	Petrochemical Licences (Chap. 62:01)	400	-	850	850
010	Application Fees - Compressed Natural Gas Licences (Chapter 62:01)	1,500	4,500	2,500	4,000
011	Compressed Natural Gas Service Licence (Chapter 62:01)	2,000	1,500	1,000	1,000
012	Compressed Natural Gas Marketing Licence (Chapter 62:01)	16,000	9,000	4,000	7,000
	Other Carried Forward	83,750	86,350	134,550	146,850

Trinidad and Tobago

Head 03 - TAXES ON GOODS AND SERVICES

	Sub-Head / Receiver / Item / Sub-Item	2009 Actual	2010 Estimates	2010 Revised Estimates	2011 Estimates
		$	$	$	$
06	Other				
	- Brought Forward	83,750	86,350	134,550	146,850
013	Compressed Natural Gas Consumer Refuelling (Chapter 62:01)	-	-	-	-
014	Exploration and Production Private Petroleum Rights Licences (Chap. 62:01)	-	600	-	-
015	Liquefaction of Natural Gas Licences (Chap. 62:01)	-	-	-	-
016	Marketing of Liquefied Natural Gas and Natural Gas Liquid Licences (Chap. 62:01)	400	-	-	-
017	Marketing Licences Fees for Bunkering (Chap. 62:01)	-	-	-	-
		84,150	86,950	134,550	146,850
FN2	CHAIRMAN BOARD OF INLAND REVENUE MINISTRY OF FINANCE				
001	Auctioneers (Chap. 84:03)	4,500	4,500	4,500	4,500
004	Tax Clearance Certificates (Ch. 75:01 and Ch. 75:06)	692,600	652,000	652,000	675,000
005	Moneylenders (Chap. 84:04)	54,500	55,000	55,000	55,150
006	Pawnbrokers (Chap. 84:05)	28,000	27,500	27,500	27,500
015	Hotel Room Tax (Chap. 77:01)	51,897,895	53,000,000	47,000,000	53,845,100
019	Transaction Tax on Financial Services (Chap. 77:01)	53,035,807	54,883,000	54,883,000	56,477,900
020	Insurance Premium Tax (Chap. 77:01)	153,521,235	146,094,000	161,755,000	167,840,000
021	Club Gaming Tax (Chap. 21:01)	25,280,886	22,491,000	22,491,000	25,064,200
		284,515,423	277,207,000	286,868,000	303,989,350
FN3	COMPTROLLER OF CUSTOMS AND EXCISE MINISTRY OF FINANCE				
003	Dealers Licences- Wireless Telegraphy (Chap. 26:27)	100	-	-	-
004	Copra Manufacturers (Chap: 64:30)	2,250	325	300	-
		2,350	325	300	-
FP1	PERMANENT SECRETARY MINISTRY OF FOOD PRODUCTION, LAND AND MARINE AFFAIRS				
001	Veterinary Surgeons Registration Fees (Chap. 67:04)	450	400	7,200	500
HE1	PERMANENT SECRETARY MINISTRY OF HEALTH				
002	Private Hospitals (Chap. 29:03)	9,025	10,500	7,550	10,500
	Other				
	Carried Forward	284,611,398	277,305,175	287,017,600	304,147,200

Trinidad and Tobago

Head 03 - TAXES ON GOODS AND SERVICES

	Sub-Head / Receiver / Item / Sub-Item	2009 Actual	2010 Estimates	2010 Revised Estimates	2011 Estimates
		$	$	$	$
06	Other				
	- Brought Forward	284,611,398	277,305,175	287,017,600	304,147,200
003	Application for Registration of a Pesticide (Ch. 30:03)	37,563	35,000	38,000	38,000
004	Application for a Licence to import a Pesticide (Ch. 30:03)	26,110	20,000	35,000	35,000
005	Application for licensing of premises for Pesticides (Ch. 30:03)	305,675	258,000	290,700	300,000
006	Application for Shopkeeper licence to sell drugs (Chap. 29:52)	44,185	48,600	48,600	50,000
		422,558	372,100	419,850	433,500
HS1	PERMANENT SECRETARY MINISTRY OF HOUSING AND THE ENVIRONMENT				
001	Sawmills (Chap 66:02)	182,000	175,000	196,000	196,000
002	Wild Animals and Birds (Chap 67:01)	498,883	397,000	397,000	400,000
003	Removal Permits (Forestry) (Chap 66:01)	98,987	100,000	95,000	100,000
004	Bulk Timber Removal Permits (Chap. 66:01)	250	500	6,200	500
005	Log Haulage Permits (Chap. 66:02)	11,700	17,200	21,000	21,000
006	Owner/Operator Furniture Shop Permits (Chap. 66:02)	58,000	50,000	35,000	50,000
		849,820	739,700	750,200	767,500
JM1	CHIEF MAGISTRATE JUDICIARY - MAGISTRACY				
001	Bailiffs (Chap. 63:50)	5,620	-	39,950	-
002	Cinema (Chap. 20:10)	10,660	15,000	15,000	15,000
003	Explosives (Chap. 16:02)	41,200	40,000	40,000	65,000
004	Sale of Old Metal and Marine Stores (Chap. 84:07)	10,400	12,000	12,000	14,000
005	Hucksters and Pedlars (Ch. 84:09)	3,170	4,000	2,700	4,000
006	Precious Metals and Stones (Chap. 84:06)	71,400	75,000	75,000	80,000
007	Produce - Sale of (Chap. 63:52)	160	1,500	1,500	1,500
008	Theatres and Dance Halls (Chap. 21:03)	74,125	65,000	81,600	85,000
009	Tourist Guides (Chap. 11:02)	780	1,300	1,000	1,000
010	Commissioner of Affidavits (Chap. 6:52)	10,100	9,900	9,900	11,000
		227,615	223,700	278,650	276,500
JS1	REGISTRAR JUDICIARY - SUPREME COURT				
001	Bailiffs - (Ch. 4:61 - Act No. 58 of 2000)	43,800	60,000	60,000	70,000
	Other				
	Carried Forward	286,146,166	278,690,175	288,518,750	305,684,200

Trinidad and Tobago

Head 03 - TAXES ON GOODS AND SERVICES

	Sub-Head / Receiver / Item / Sub-Item	2009 Actual	2010 Estimates	2010 Revised Estimates	2011 Estimates
		$	$	$	$
06	Other - Brought Forward	286,146,166	278,690,175	288,518,750	305,684,200
NS2	CHIEF IMMIGRATION OFFICER MINISTRY OF NATIONAL SECURITY				
001	Departure Tax - Ports other than Airports (Ch. 77:01)	364,350	465,000	383,300	465,000
NS3	COMMISSIONER OF POLICE MINISTRY OF NATIONAL SECURITY				
001	Firearms and Ammunition (Chap. 16:01)	2,443,645	2,506,000	2,400,000	4,200,000
PU1	PERMANENT SECRETARY MINISTRY OF PUBLIC UTILITIES				
007	Housing Electricians (Chap 54:71)	140,250	120,000	140,100	141,000
TR1	PERMANENT SECRETARY MINISTRY OF TRADE AND INDUSTRY				
001	Betting Office Licences (Chap. 11:19)	1,400,000	700,000	700,000	700,000
002	Betting Office Permit (Chap. 11:19)	15,250	7,000	7,000	7,000
		1,415,250	707,000	707,000	707,000
WT3	DIRECTOR MARITIME SERVICES MINISTRY OF WORKS AND TRANSPORT				
001	Certificates of Competence (Ch. 50:08)	77,395	95,000	95,000	95,000
002	Droghers (Ch. 50:07)	179,028	250,000	280,800	282,000
003	Motor Launches (Ch. 50:08)	112,500	100,000	100,000	100,000
004	Pleasure Boats (Ch. 50:06)	-	-	120	-
005	Registration of Ships (Ch. 50:10)	26,587	24,000	24,000	24,000
006	Safety Certificates (Ch. 50:10)	111,000	100,000	100,000	100,000
007	Security Certificates (Ch. 50:10)	1,000	20,000	37,000	38,000
008	Boatmasters and Boat Engineers Licences (Ch. 50:10)	-	-	-	-
		507,510	589,000	636,920	639,000
	Sub-Head Total	291,017,171	283,077,175	292,786,070	311,836,200

Trinidad and Tobago

Head 03 - TAXES ON GOODS AND SERVICES

Sub-Head / Receiver / Item / Sub-Item		2009 Actual	2010 Estimates	2010 Revised Estimates	2011 Estimates
		$	$	$	$
07	Value Added Tax				
FN2	CHAIRMAN BOARD OF INLAND REVENUE MINISTRY OF FINANCE				
001	Value Added Tax (Ch. 75:06)	5,147,253,571	6,750,000,000	5,803,099,400	6,405,133,200
	Sub-Head Total	5,147,253,571	6,750,000,000	5,803,099,400	6,405,133,200
08	Alcohol and Tobacco Taxes				
FN3	COMPTROLLER OF CUSTOMS AND EXCISE MINISTRY OF FINANCE				
001	Alcoholic and Other Beverages Tax (Chap 77:01)	-	-	1,320	-
002	Tobacco Tax (Ch. 77:01)	1,789,611	1,715,000	2,200,000	2,385,000
	Sub-Head Total	1,789,611	1,715,000	2,201,320	2,385,000

Trinidad and Tobago

Head 04 - TAXES ON INTERNATIONAL TRADE

Sub-Head / Receiver / Item / Sub-Item		2009 Actual	2010 Estimates	2010 Revised Estimates	2011 Estimates
		$	$	$	$
01	Import Duties	1,828,166,410	2,002,036,175	1,650,009,300	2,100,999,000
02	Other	383,188	338,000	37,200	40,000
	Total	1,828,549,598	2,002,374,175	1,650,046,500	2,101,039,000

Estimates 2011	2,101,039,000
Revised Estimates 2010	1,650,046,500
Increase	450,992,500

Sub-Head / Receiver / Item / Sub-Item		2009 Actual	2010 Estimates	2010 Revised Estimates	2011 Estimates
		$	$	$	$
01	Import Duties				
FN3	COMPTROLLER OF CUSTOMS AND EXCISE MINISTRY OF FINANCE				
001	Import Duties (Chap. 78:01)	1,826,043,917	2,000,000,000	1,649,037,000	2,100,000,000
002	Stamp Duty on Bills of Entry	9,007	2,175	14,300	14,000
004	Special Tax - Household Effects (Ch. 77:01)	786,008	960,000	900,000	920,000
005	Import Surcharge (Ch. 77:01)	1,327,478	1,074,000	58,000	65,000
	Sub-Head Total	1,828,166,410	2,002,036,175	1,650,009,300	2,100,999,000
02	Other				
FN3	COMPTROLLER OF CUSTOMS AND EXCISE MINISTRY OF FINANCE				
001	Miscellaneous	2,624	-	-	-
	Other Carried Forward	2,624	-	-	-

Trinidad and Tobago

Head 04 - TAXES ON INTERNATIONAL TRADE

Sub-Head / Receiver / Item / Sub-Item		2009 Actual	2010 Estimates	2010 Revised Estimates	2011 Estimates
		$	$	$	$
02	Other				
	- Brought Forward	2,624	-	-	-
002	Anti-dumping Duty (Ch. 78:05)	380,564	338,000	37,200	40,000
003	Countervailing Duty (Ch. 78:05)	-	-	-	-
	Sub-Head Total	383,188	338,000	37,200	40,000

Trinidad and Tobago

Head 05 - OTHER TAXES

Sub-Head / Receiver / Item / Sub-Item		2009 Actual	2010 Estimates	2010 Revised Estimates	2011 Estimates
		$	$	$	$
FN2	CHAIRMAN BOARD OF INLAND REVENUE MINISTRY OF FINANCE				
01	Stamp Duties (Chap. 76:01)	190,131,416	180,500,000	170,000,000	180,500,000
	Total	190,131,416	180,500,000	170,000,000	180,500,000

Estimates 2011	180,500,000
Revised Estimates 2010	170,000,000
Increase	10,500,000

Trinidad and Tobago

Head 06 - PROPERTY INCOME

Sub-Head / Receiver / Item / Sub-Item		2009 Actual	2010 Estimates	2010 Revised Estimates	2011 Estimates
		$	$	$	$
01	Rental Income	13,081,609	11,960,650	9,281,330	12,023,030
02	Interest Income	44,367,699	66,628,238	134,002,480	45,788,900
03	Royalties	1,743,311,694	1,405,639,000	1,742,479,230	1,710,238,400
04	Profits from Non-Financial Enterprises	1,464,116,586	1,466,056,390	1,476,450,990	1,377,048,500
05	Profits from Public Financial Institutions	1,080,554,008	708,811,570	928,981,570	233,979,600
06	Other Property Income	1,007,731,691	914,035,450	909,648,380	709,173,810
Total		5,353,163,287	4,573,131,298	5,200,843,980	4,088,252,240

Estimates 2011	4,088,252,240
Revised Estimates 2010	5,200,843,980
Decrease	1,112,591,740

Sub-Head / Receiver / Item / Sub-Item		2009 Actual	2010 Estimates	2010 Revised Estimates	2011 Estimates
		$	$	$	$
01	Rental Income				
CD1	PERMANENT SECRETARY MINISTRY OF COMMUNITY DEVELOPMENT				
001	Rental of Booths - Terminal Malls	205,250	280,000	170,000	200,000
ED1	PERMANENT SECRETARY MINISTRY OF EDUCATION				
001	Rental of Rudranath Capildeo Learning Resource Centre	119,100	135,000	32,000	32,000
FP2	COMMISSIONER STATE LANDS MINISTRY OF FOOD PRODUCTION, LAND AND MARINE AFFAIRS				
001	Ground Rents (excluding Quarries, Sand and Gravel Pits (Chapter 57:01))	5,890,405	4,000,000	4,100,000	4,100,000
	Rental Income Carried Forward	6,214,755	4,415,000	4,302,000	4,332,000

Trinidad and Tobago

Head 06 - PROPERTY INCOME

	Sub-Head / Receiver / Item / Sub-Item	2009 Actual	2010 Estimates	2010 Revised Estimates	2011 Estimates
		$	$	$	$
01	Rental Income - Brought Forward	6,214,755	4,415,000	4,302,000	4,332,000
002	Wayleave for oil pipes along roads	234	1,350	230	230
003	Rents of Access Roads	315	100	100	100
005	Rents of Housing Lots - Trinidad & Tobago Housing Development Corporation (formerly N.H.A.)	19,752	40,000	33,000	36,000
006	Rent of Lands, formerly owned by Caroni (1975) Ltd	1,213,697	1,200,000	1,850,000	1,850,000
		7,124,403	5,241,450	5,983,330	5,986,330
PA3	PERMANENT SECRETARY MINISTRY OF PUBLIC ADMINISTRATION				
001	Lease Payments/Rents of Government Buildings	982,771	1,066,000	830,000	850,000
002	Rental of Finance Building (Roof Level)	42,220	41,400	49,000	41,400
003	Rental of Vacant Lots	-	88,800	-	88,800
		1,024,991	1,196,200	879,000	980,200
SY1	PERMANENT SECRETARY MINISTRY OF SPORT AND YOUTH AFFAIRS				
001	West Port-of-Spain Regional Park - Proceeds from Rental, etc.	1,613,970	2,000,000	140,000	1,800,000
002	Proceeds from St. Paul Street Multi-purpose Complex	47,138	50,000	34,000	50,000
003	Proceeds from Hockey Facility/Indoor Sporting Arena - Tacarigua	243,704	260,000	290,000	290,000
004	Proceeds from Indoor Sporting Arena - Pleasantville	206,088	160,000	180,000	180,000
005	Proceeds from Indoor Sporting Arena - Point Fortin	141,819	120,000	135,000	135,000
006	Proceeds from Indoor Sporting Arena - Maloney	85,419	100,000	77,000	77,000
007	Proceeds from Indoor Sporting Arena - Chaguanas	264,935	280,000	280,000	280,000
008	Proceeds from Ato Boldon Stadium - Couva	357,471	385,000	200,000	375,000
010	Proceeds from Larry Gomes Stadium - Arima	389,872	460,000	135,000	400,000
011	Proceeds from Mannie RamJohn Stadium - Marabella	753,208	550,000	260,000	650,000
012	Proceeds from Dwight Yorke Stadium - Bacolet	231,210	320,000	150,000	230,000
013	Proceeds from Youth Centres	215,611	270,000	216,000	230,000
014	Proceeds from Rental - Chatham Youth Camp	1,000	8,000	25,000	2,500
015	Proceeds from Rental - Persto Praesto Youth Camp	-	15,000	15,000	15,000
016	Proceeds from Rental - El Dorado Youth Camp	-	20,000	40,000	40,000
		4,551,445	4,998,000	2,177,000	4,754,500
	Rental Income Carried Forward	13,025,189	11,850,650	9,241,330	11,953,030

Trinidad and Tobago

Head 06 - PROPERTY INCOME

	Sub-Head / Receiver / Item / Sub-Item	2009 Actual	2010 Estimates	2010 Revised Estimates	2011 Estimates
		$	$	$	$
01	Rental Income - Brought Forward	13,025,189	11,850,650	9,241,330	11,953,030
TR1	PERMANENT SECRETARY MINISTRY OF TRADE AND INDUSTRY				
001	Rental of Equipment - Events Centre	56,420	100,000	40,000	60,000
WT3	DIRECTOR MARITIME SERVICES MINISTRY OF WORKS AND TRANSPORT				
001	Rental of Vessels - Maritime Services	-	10,000	-	10,000
	Sub-Head Total	13,081,609	11,960,650	9,281,330	12,023,030
02	Interest Income				
FN1	COMPTROLLER OF ACCOUNTS MINISTRY OF FINANCE				
001	Interest on Investment				
01	Consolidated Fund	117,085	118,000	118,000	118,000
02	Renewals Fund	-	-	-	-
03	Provident Fund	-	1,000	-	1,000
		117,085	119,000	118,000	119,000
002	Interest on Floating Balances	21,866,336	40,000,000	11,000,000	20,000,000
003	Interest on Loans and Advances				
	COMPTROLLER OF ACCOUNTS				
17	Interest on Loans to Public Servants	7,991,576	8,000,000	8,000,000	8,000,000
19	Loan to Government of Belize - Hurricanes "Carmen" and "Fifi"	654	654	650	-
21	Trinidad and Tobago Mortgage Finance Company Limited	11,595,350	8,025,200	11,212,450	10,806,500
33	Caribbean Development Bank	8,341	-	-	-
38	Mount St. Benedict Abbey	-	-	-	-
	Interest Income Carried Forward	41,579,342	56,144,854	30,331,100	38,925,500

Trinidad and Tobago

Head 06 - PROPERTY INCOME

	Sub-Head / Receiver / Item / Sub-Item	2009 Actual	2010 Estimates	2010 Revised Estimates	2011 Estimates
		$	$	$	$
02	Interest Income				
	- Brought Forward	41,579,342	56,144,854	30,331,100	38,925,500
45	Naparima Star Lodge and Pride of Naparima Lodge	-	-	-	-
47	Holy Trinity Cathedral	1,314	1,314	850	370
49	Petrotrin - Energy Sector Loan	31,471	-	-	-
50	Loan to Government of Dominica	461,044	-	470,530	-
51	Guarantee of Loans to Students (Student Cess Act, 1989)	-	-	-	-
53	Loan to Government of Grenada	-	-	-	2,095,500
63	Loan to Government of Guyana	2,128,611	5,020,920	2,200,000	4,760,530
64	Trinidad and Tobago Postal Corporation	-	3,722,150	-	-
65	National Energy Skills Centre	-	1,739,000	-	-
66	Sugar Manufacturing Company Ltd (SMCL)	-	-	-	-
		22,218,361	26,509,238	21,884,480	25,662,900
004	Interest on Swap Agreement - Six Fast Patrol Crafts	165,917	-	101,000,000	7,000
	Sub-Head Total	44,367,699	66,628,238	134,002,480	45,788,900
03	Royalties				
EN1	PERMANENT SECRETARY MINISTRY OF ENERGY AND ENERGY AFFAIRS				
001	Royalty on Oil and Gas (Chap. 62:01)	1,741,676,514	1,403,489,000	1,741,029,230	1,700,388,400
002	Asphalt or Pitch won from the Pitch Lake (Ch. 61:03)	163,852	150,000	150,000	150,000
003	Quarries, Sand and Gravel Pits (Ch. 61:03)	1,471,328	2,000,000	1,300,000	9,700,000
	Sub-Head Total	1,743,311,694	1,405,639,000	1,742,479,230	1,710,238,400
04	Profits from Non-Financial Enterprises				
FN1	COMPTROLLER OF ACCOUNTS MINISTRY OF FINANCE				
	DIVIDENDS AND SURPLUSES				
001	National Lottery (Chap. 21:04)	200,002,196	177,847,100	188,241,700	199,716,500
	Profits from Non-Financial Enterprises Carried Forward	200,002,196	177,847,100	188,241,700	199,716,500

Trinidad and Tobago

Head 06 - PROPERTY INCOME

	Sub-Head / Receiver / Item / Sub-Item	2009 Actual	2010 Estimates	2010 Revised Estimates	2011 Estimates
		$	$	$	$
04	Profits from Non-Financial Enterprises - Brought Forward	200,002,196	177,847,100	188,241,700	199,716,500
FN5	PERMANENT SECRETARY MINISTRY OF FINANCE (INVESTMENT DIVISION)				
002	State Enterprises	1,264,114,390	1,288,209,290	1,288,209,290	1,177,332,000
	Sub-Head Total	1,464,116,586	1,466,056,390	1,476,450,990	1,377,048,500
05	Profits from Public Financial Institutions				
FN1	COMPTROLLER OF ACCOUNTS MINISTRY OF FINANCE				
	INTEREST, DIVIDENDS AND SURPLUSES				
001	Equity Profits - Central Bank (Ch. 79:02)	1,078,294,717	700,000,000	920,170,000	225,000,000
FN5	PERMANENT SECRETARY MINISTRY OF FINANCE (INVESTMENT DIVISION)				
001	State Enterprises	2,259,291	8,811,570	8,811,570	8,979,600
	Sub-Head Total	1,080,554,008	708,811,570	928,981,570	233,979,600
06	Other Property Income				
EN1	PERMANENT SECRETARY MINISTRY OF ENERGY AND ENERGY AFFAIRS				
001	Share of Profits from Oil Companies under Production Sharing Contract (Chap 62:01)	1,000,000,000	900,000,000	900,000,000	700,000,000
	Other Property Income Carried Forward	1,000,000,000	900,000,000	900,000,000	700,000,000

Trinidad and Tobago

Head 06 - PROPERTY INCOME

Sub-Head / Receiver / Item / Sub-Item		2009 Actual	2010 Estimates	2010 Revised Estimates	2011 Estimates
		$	$	$	$
06	Other Property Income - Brought Forward	1,000,000,000	900,000,000	900,000,000	700,000,000
FP2	COMMISSIONER STATE LANDS MINISTRY OF FOOD PRODUCTION, LAND AND MARINE AFFAIRS				
001	Premia on Leases (Chap 57:01)	-	200,000	40,000	200,000
003	Premia on Reclaimed Lands (Chap 57:01)	-	-	508,380	-
004	Premia for variations of the User Clauses in Existing Leases (Chap 57:01)	641,290	6,791,280	2,100,000	3,000,000
		641,290	6,991,280	2,648,380	3,200,000
HS1	PERMANENT SECRETARY MINISTRY OF HOUSING AND THE ENVIRONMENT				
003	Shelter Construction Financing Facility	7,090,401	7,000,000	7,000,000	5,938,510
004	Lease Payment for Former Caroni Lands Sugar Industry	-	-	-	-
		7,090,401	7,000,000	7,000,000	5,938,510
PA3	PERMANENT SECRETARY MINISTRY OF PUBLIC ADMINISTRATION				
001	Interest from the Sale of Government Quarters	-	44,170	-	35,300
	Sub-Head Total	1,007,731,691	914,035,450	909,648,380	709,173,810

Trinidad and Tobago

Head 07 - OTHER NON-TAX REVENUE

	Sub-Head / Receiver / Item / Sub-Item	2009 Actual	2010 Estimates	2010 Revised Estimates	2011 Estimates
		$	$	$	$
01	Administrative Fees and Charges	493,124,897	382,145,850	392,761,000	584,264,500
02	Fines and Forfeitures	34,966,439	84,599,500	37,762,600	43,818,000
03	Pension Contributions	35,330,715	28,053,300	35,160,440	35,877,900
04	Non-Industrial Sales	17,720,175	20,014,200	15,879,270	17,291,770
06	Other (Miscellaneous)	419,381,288	123,134,900	893,173,930	169,410,000
	Total	1,000,523,514	637,947,750	1,374,737,240	850,662,170

Estimates 2011	850,662,170
Revised Estimates 2010	1,374,737,240
Decrease	524,075,070

	Sub-Head / Receiver / Item / Sub-Item	2009 Actual	2010 Estimates	2010 Revised Estimates	2011 Estimates
		$	$	$	$
01	Administrative Fees and Charges				
AM1	PERMAMENT SECRETARY MINISTRY OF THE ARTS AND MULTICULTURALISM				
001	Fees - National Academy for the Performing Arts	-	-	480,000	3,514,100
AT4	CHIEF STATE SOLICITOR MINISTRY OF THE ATTORNEY GENERAL				
001	State Solicitor	351,994	200,000	220,000	200,000
002	Administrator General (Chap 9:01)	25,918	40,000	15,000	15,000
003	Official Receiver (Chap 9:70; 81:01)	-	-	-	-
004	Public Trustee	16,948	30,000	9,100	9,000
		394,860	270,000	244,100	224,000
EB1	CHIEF ELECTION OFFICER ELECTIONS AND BOUNDARIES COMMISSION				
001	Fees for the replacement of Identification Cards (Chap 2:01)	293,610	300,000	280,000	300,000
	Administrative Fees and Charges Carried Forward	688,470	570,000	1,004,100	4,038,100

Trinidad and Tobago

Head 07 - OTHER NON-TAX REVENUE

	Sub-Head / Receiver / Item / Sub-Item	2009 Actual	2010 Estimates	2010 Revised Estimates	2011 Estimates
		$	$	$	$
01	Administrative Fees and Charges - Brought Forward	688,470	570,000	1,004,100	4,038,100
ED1	PERMANENT SECRETARY MINISTRY OF EDUCATION				
001	Education Extension Services	-	-	-	-
003	Sale of Handwork and Publications	520	1,000	2,300	3,000
004	External Examination - Local Fees for Candidates	222,676	230,000	225,000	230,000
005	Adult Classes	4,497	8,000	4,500	4,500
006	Polytechnic Registration	2,095	2,500	2,000	2,000
007	Polytechnic Tuition	6,712	8,000	6,800	6,500
008	Polytechnic Laboratory	2,100	2,000	2,000	2,200
012	Registration of Teachers	13,510	12,000	13,000	14,000
013	Examination Fees not elsewhere classified	49,445	100,000	50,000	50,000
014	Sale of Dictionary of Occupational Titles	500	1,000	1,200	1,200
015	Fees - Certified Examinations Statements & Transcripts	91,440	85,000	80,000	90,000
016	Textbook Rental Programme - Fees	36,546	-	37,300	40,000
		430,041	449,500	424,100	443,400
EN1	PERMANENT SECRETARY MINISTRY OF ENERGY AND ENERGY AFFAIRS				
001	Petroleum Testing Laboratory	-	-	-	-
002	Fees for Competitive Bidding - Petroleum (Ch. 62:01)	-	12,000,000	12,000,000	12,000,000
004	Oil Impost (Chap. 62:01, Sec. 72-74)	80,532,809	81,700,000	81,700,000	117,942,300
006	Signature Bonuses-Competitive Bidding (Chap 62:01)	91,597,784	-	-	120,000,000
007	Application Fees - Exploration & Production Licences (Ch. 62:01)	-	-	-	-
008	Application Fees - Petrochemical Licences (Chap 62:01)	50	-	-	-
009	Application Fees - Lease Operators (Chap 62:01)	-	1,000	-	-
010	Fees for Competitive Bidding - Quarries	295,500	150,000	30,000	-
011	Application Fees - Bids for Wholesale Marketing Licences (Chap 62:01)	-	-	-	-
013	Fees - Miscellaneous	31,000	50,000	98,000	50,000
014	Production Bonus-North Coast Marine Area 1 (NCMA1)	-	-	-	-
015	Production Bonuses - Other Companies	7,851,000	-	-	-
016	Bunkering Company Licence Fee (Ex-vessel and Ex-wharf) (Chap. 62:01)	20,600	-	80,000	100,800
	Administrative Fees and Charges Carried Forward	181,447,254	94,920,500	95,336,200	254,574,600

Trinidad and Tobago

Head 07 - OTHER NON-TAX REVENUE

Sub-Head / Receiver / Item / Sub-Item		2009 Actual	2010 Estimates	2010 Revised Estimates	2011 Estimates
		$	$	$	$
01	Administrative Fees and Charges - Brought Forward	181,447,254	94,920,500	95,336,200	254,574,600
017	Bunkering Vessel Inspection Fee (Ex-vessel) (Ch. 62:01)	-	-	14,000	18,900
018	Facility Inspection Fee (Ex-wharf)(Ch. 62:01)	6,300	-	20,000	25,200
		180,335,043	93,901,000	93,942,000	250,137,200
FA1	PERMANENT SECRETARY MINISTRY OF FOREIGN AFFAIRS				
002	Diplomatic Mail Service Charge (Chapter 77:01)	1,766,713	2,000,000	1,855,000	2,258,000
004	Examination Fees	-	-	-	-
		1,766,713	2,000,000	1,855,000	2,258,000
FN1	COMPTROLLER OF ACCOUNTS MINISTRY OF FINANCE				
001	Licence Fees - Financial Institutions other than Commercial Banks	60	2,000	100	2,000
FN2	CHAIRMAN BOARD OF INLAND REVENUE MINISTRY OF FINANCE				
001	Cinematograph Arrangement Fee (Chap 77:03 Sec 10)	-	500	1,500	1,500
002	Warden's Search Fees	48,300	60,000	48,300	50,000
003	Pension Plan - Registration Fee	190	500	250	500
		48,490	61,000	50,050	52,000
FN3	COMPTROLLER OF CUSTOMS AND EXCISE MINISTRY OF FINANCE				
001	Comptroller of Customs and Excise (Ch. 78:01)	7,852,118	7,500,000	12,500,000	12,500,000
002	Processing of Bills of Sight (Ch. 78:01)	618,400	1,500,000	543,000	645,000
003	Container Processing Fees (Ch. 78:01)	35,088,635	40,500,000	36,000,000	41,000,000
		43,559,153	49,500,000	49,043,000	54,145,000
FN4	SUPERVISOR OF INSURANCE MINISTRY OF FINANCE				
002	Registration Fees - Insurance Act,1980	7,100	-	7,000	-
	Administrative Fees and Charges Carried Forward	226,835,070	146,483,500	146,325,350	311,075,700

Trinidad and Tobago

Head 07 - OTHER NON-TAX REVENUE

	Sub-Head / Receiver / Item / Sub-Item	2009 Actual	2010 Estimates	2010 Revised Estimates	2011 Estimates
		$	$	$	$
01	Administrative Fees and Charges - Brought Forward	226,835,070	146,483,500	146,325,350	311,075,700
FP1	PERMANENT SECRETARY MINISTRY OF FOOD PRODUCTION, LAND AND MARINE AFFAIRS				
001	Agriculture-Examiner of Animals (Ch. 67:02)	4,793	3,000	3,000	4,000
002	Veterinary Officers' Fees (Ch. 67:04)	13,365	16,000	12,000	16,000
003	Dogs and Cats Quarantine Stn. Quarantine Fees (Ch. 67:02)	87,976	100,000	90,000	110,000
004	Laboratory Fees	35,293	65,000	35,500	45,000
005	Import Permits (Ch. 67:02)	66,910	70,000	75,000	75,000
006	Registration Fees - Praedial Larceny	590	1,000	2,000	2,000
007	Export Permits (Ch. 67:02)	23,500	24,000	26,000	26,000
008	Horses Quarantine Station, Quarantine Fees	25,290	30,000	18,600	20,000
		257,717	309,000	262,100	298,000
FP2	COMMISSIONER STATE LANDS MINISTRY OF FOOD PRODUCTION, LAND AND MARINE AFFAIRS				
001	Commissioner of State Lands Search Fees	-	-	-	-
002	Miscellaneous	310,362	1,000	-	1,000
003	Licence Fee for Land Reclamation (Ch. 57:01)	455	500	500	500
004	Preparation and Processing of Agreement and Leases (Ch. 57:01)	29,329	100,000	19,000	100,000
005	Processing of Reclamation and Jetty Licences (Ch. 57:01)	-	4,000	200	4,000
006	Approval of Building Plans on Lands subject to State Leases (Ch. 57:01)	2,000	2,000	2,000	2,000
007	Grant of Consent to Assign (Ch. 57:01)	94,272	200,000	100,000	100,000
		436,418	307,500	121,700	207,500
HE1	PERMANENT SECRETARY MINISTRY OF HEALTH				
002	Hospital - Miscellaneous	-	2,000	1,000	2,000
003	Chemist	386,656	430,000	381,000	386,000
004	Pathology	4,050	600	600	600
005	Hospital - X-ray Electrical Treatment and Physiotherapy	-	5,000	7,250	5,000
	Administrative Fees and Charges Carried Forward	227,919,911	147,537,600	147,099,000	311,974,800

Trinidad and Tobago

Head 07 - OTHER NON-TAX REVENUE

Sub-Head / Receiver / Item / Sub-Item		2009 Actual	2010 Estimates	2010 Revised Estimates	2011 Estimates
		$	$	$	$
01	Administrative Fees and Charges - Brought Forward	227,919,911	147,537,600	147,099,000	311,974,800
006	Hospital - Maintenance of Patients and Operation Fees	47,965	45,000	50,000	50,000
009	Public Health Inspectors Overtime Allowances	-	700	-	700
		438,671	483,300	439,850	444,300
HS1	PERMANENT SECRETARY MINISTRY OF HOUSING AND THE ENVIRONMENT				
001	Fees - San Fernando Hill	149,167	230,000	300,000	300,000
002	Fees - Caroni Swamp	1,450	4,200	3,000	3,000
		150,617	234,200	303,000	303,000
JM1	CHIEF MAGISTRATE JUDICIARY - MAGISTRACY				
001	District and Petty Civil Courts (Chap 4:21)	195,068	80,000	80,000	135,000
002	Magistrates' Courts (Chap 4:20)	122,808	140,000	140,000	140,000
003	Liquor Licences - Application Fees (Chap 84:10)	33,275	45,000	36,000	41,000
004	Magistrates' Notes of Evidence (Chap 4:20)	86,569	80,000	90,000	92,000
		437,720	345,000	346,000	408,000
JS1	REGISTRAR JUDICIARY - SUPREME COURT				
001	Registrar, Supreme Court (Chap 4:01)	1,698,345	1,800,000	1,800,000	1,820,000
002	Commissioner, Workman's Compensation Ordinance (Chap 88:05)	-	3,000	1,000	3,500
003	Notaries Public Registration Fees (Chap 6:51)	2,000	5,000	2,000	2,000
004	Marshal (Chap 4:01)	1,595	3,000	2,000	2,000
		1,701,940	1,811,000	1,805,000	1,827,500
LA1	REGISTRAR GENERAL MINISTRY OF LEGAL AFFAIRS				
001	Registrar General (Chap 19:03)	14,074,025	16,000,000	27,000,000	24,000,000
002	Application for Marriage Officers' Licence (Chap 45:01)	5,750	8,000	6,100	7,200
003	Marriage Officers' Licence Fee (Chap 45:01)	10,620	12,000	24,000	25,000
	Administrative Fees and Charges Carried Forward	244,348,548	165,993,500	176,633,100	338,596,200

Trinidad and Tobago

Head 07 - OTHER NON-TAX REVENUE

	Sub-Head / Receiver / Item / Sub-Item	2009 Actual	2010 Estimates	2010 Revised Estimates	2011 Estimates
		$	$	$	$
01	Administrative Fees and Charges - Brought Forward	244,348,548	165,993,500	176,633,100	338,596,200
004	Renewal of Marriage Officers' Licence (Chap 45:01)	4,600	5,000	9,500	10,000
		14,094,995	16,025,000	27,039,600	24,042,200
LA2	CONTROLLER, INTELLECTUAL PROPERTY OFFICE MINISTRY OF LEGAL AFFAIRS				
001	Intellectual Property Fees (Chap 82:75-82:81)	4,419,345	5,000,000	4,400,000	6,000,000
LA3	PERMANENT SECRETARY MINISTRY OF LEGAL AFFAIRS				
001	Rent Assessment Board	41	-	-	-
002	Inspectors of Weights and Measures	102,850	105,000	93,000	105,000
		102,891	105,000	93,000	105,000
LE1	PERMANENT SECRETARY MINISTRY OF LABOUR, SMALL AND MICRO ENTERPRISE DEVELOPMENT				
001	Registrar, Trade Unions (Chap 88:02)	49	1,000	100	100
002	Commissioner of Co-operatives (Chap 81:03)	-	150	50	100
003	Registrar, Friendly Societies (Chap 32:50)	83	200	110	100
		132	1,350	260	300
LG1	PERMANENT SECRETARY MINISTRY OF LOCAL GOVERNMENT				
001	Miscellaneous	-	-	940	-
NS1	PERMANENT SECRETARY MINISTRY OF NATIONAL SECURITY				
001	Naturalisation Certificates (Chap 1:50)	16,500	31,000	25,000	30,000
002	Registration as a Citizen (Chap 1:50)	341,972	400,000	280,000	350,000
003	Work Permits - Application Fees (Chap 18:01)	4,109,400	5,600,000	4,500,000	4,500,000
004	Work Permits - Duration Fees (Chap 18:01)	29,107,800	32,000,000	28,285,000	32,000,000
005	Travelling Salesmen - Permit Fees (Chap 18:01)	1,000	14,000	47,000	20,000
006	Certificate of Residence (Chap 18:01)	330,400	320,000	314,000	320,000
	Administrative Fees and Charges Carried Forward	282,782,588	209,469,850	214,587,800	381,931,500

Trinidad and Tobago

Head 07 - OTHER NON-TAX REVENUE

Sub-Head / Receiver / Item / Sub-Item		2009 Actual	2010 Estimates	2010 Revised Estimates	2011 Estimates
		$	$	$	$
01	Administrative Fees and Charges - Brought Forward	282,782,588	209,469,850	214,587,800	381,931,500
007	Trinidad and Tobago Forensic Science Centre-Fees for Services (Chap 7:02)	9,830	12,000	15,000	15,000
008	Overseas Missionary Permits (Chap 18:01)	98,500	95,000	107,000	110,000
		34,015,402	38,472,000	33,573,000	37,345,000
NS2	CHIEF IMMIGRATION OFFICER MINISTRY OF NATIONAL SECURITY				
001	Passport and Permit Fees (Chap 18:01)	47,963,214	42,000,000	43,000,000	60,000,000
002	Immigration - Boarding and Clearing Fees (Chap 18:01)	1,643,500	1,700,000	1,500,000	1,700,000
003	Certificate of Residence under Amnesty Programme - Application Fee (Chap 18:01)	-	-	7,100	-
005	Restoration of Citizenship - Application Fees (Chap 1:50)	9,981	5,000	7,000	9,000
006	Restoration of Citizenship - Certificate Fees (Chap 1:50)	91,910	40,000	26,000	40,000
007	Issue of Letters confirming Citizenship or Residence (Chap 18:01)	59,062	35,000	80,000	70,000
		49,767,667	43,780,000	44,620,100	61,819,000
NS3	COMMISSIONER OF POLICE MINISTRY OF NATIONAL SECURITY				
001	Clothing and Powder Cart	2,940	5,000	6,500	5,000
003	Miscellaneous	4,711,560	4,200,000	4,688,000	6,000,000
004	Fees for lodgement of firearms (Ch. 16:01)	99,560	90,000	100,000	110,000
		4,814,060	4,295,000	4,794,500	6,115,000
NS4	CHIEF FIRE OFFICER MINISTRY OF NATIONAL SECURITY				
001	Special Services (Ch. 35:50)	350,405	345,000	450,000	450,000
002	Examination Fees (Ch. 35:50)	30,950	34,000	9,600	32,000
		381,355	379,000	459,600	482,000
PA1	PERMANENT SECRETARY MINISTRY OF PUBLIC ADMINISTRATION				
001	Sale of Airtime - Trinidad Broadcasting Company	768	-	-	-
	Administrative Fees and Charges Carried Forward	337,854,768	258,030,850	264,584,000	450,472,500

Trinidad and Tobago

Head 07 - OTHER NON-TAX REVENUE

Sub-Head / Receiver / Item / Sub-Item		2009 Actual	2010 Estimates	2010 Revised Estimates	2011 Estimates
		$	$	$	$
01	Administrative Fees and Charges - Brought Forward	337,854,768	258,030,850	264,584,000	450,472,500
PL2	DIRECTOR OF STATISTICS MINISTRY OF PLANNING,ECONOMIC AND SOCIAL RESTRUCTURING AND GENDER AFFIARS				
001	Supply of Statistical Information	36,355	50,000	20,000	44,000
002	Computer Service (C.S.O.)	59,059	70,000	30,000	65,000
		95,414	120,000	50,000	109,000
PM1	PERMANENT SECRETARY OFFICE OF THE PRIME MINISTER				
002	Censor Cinematograph Film (Chap 20:10)	34,514	35,000	35,000	35,000
PU1	PERMANENT SECRETARY MINISTRY OF PUBLIC UTILITIES				
003	Specialized Services - Meteorological Services Division	103,025	120,000	40,000	50,000
004	Government Electrical Inspector's Fees (Ch. 54:72)	4,667,036	4,600,000	5,100,000	5,100,000
005	Water Improvement Rates (Chap 54:41)	149,543,702	117,960,000	122,000,000	124,194,000
		154,313,763	122,680,000	127,140,000	129,344,000
SC1	DIRECTOR OF PERSONNEL ADMINISTRATION SERVICE COMMISSIONS DEPARTMENT				
001	Civil Service Entrance Examination Fees(Ch. 23:01)	136,251	375,000	325,000	519,000
002	Fees for copies of Judgement orders by the Police Service Commission	-	-	-	-
		136,251	375,000	325,000	519,000
ST1	PERMANENT SECRETARY MINISTRY OF SCIENCE, TECHNOLOGY AND TERTIARY EDUCATION				
001	Technical Institute, San Fernando	-	-	190	-
002	Government Vocational Centre - Point Fortin	-	-	-	-
003	Registration and Examination Fees - J.S. Donaldson Technical Institute	-	-	-	-
		-	-	190	-
	Administrative Fees and Charges Carried Forward	492,434,710	381,240,850	392,134,190	580,479,500

Trinidad and Tobago

Head 07 - OTHER NON-TAX REVENUE

	Sub-Head / Receiver / Item / Sub-Item	2009 Actual	2010 Estimates	2010 Revised Estimates	2011 Estimates
		$	$	$	$
01	Administrative Fees and Charges - Brought Forward	492,434,710	381,240,850	392,134,190	580,479,500
SY1	PERMANENT SECRETARY MINISTRY OF SPORT AND YOUTH AFFAIRS				
001	Community Swimming Pools	120,882	120,000	120,000	120,000
TA1	REGISTRAR TAX APPEAL BOARD				
001	Appeal Board (Ch. 4:50)	-	-	10	-
TR1	PERMANENT SECRETARY MINISTRY OF TRADE AND INDUSTRY				
001	Events Centre - Fees for Service	-	-	-	-
WT1	PERMANENT SECRETARY MINISTRY OF WORKS AND TRANSPORT				
002	Advertising Fees - Highways Beautification Unit	-	-	-	-
WT2	TRANSPORT COMMISSIONER MINISTRY OF WORKS AND TRANSPORT				
001	Weighbridge Fees (Chap 48:50)	508,525	700,000	450,000	3,600,000
002	Miscellaneous	-	-	200	-
003	Registration Fee for Testing Station (Chap 48:50)	-	3,000	3,000	2,000
004	Renewal Fee for Testing Station (Chap 48:50)	-	20,000	14,000	12,000
005	Examiner Certificate Fee (Chap 48:50)	33,000	32,000	16,000	18,000
006	Renewal of Examiner Certificate Fee (Chap 48:50)	10,500	10,000	12,600	13,000
		552,025	765,000	495,800	3,645,000
WT3	DIRECTOR MARITIME SERVICES MINISTRY OF WORKS AND TRANSPORT				
001	Shipping Office Fees (Chap 50:10)	17,280	20,000	11,000	20,000
	Sub-Head Total	493,124,897	382,145,850	392,761,000	584,264,500

Trinidad and Tobago

Head 07 - OTHER NON-TAX REVENUE

Sub-Head / Receiver / Item / Sub-Item		2009 Actual	2010 Estimates	2010 Revised Estimates	2011 Estimates
		$	$	$	$
02	Fines and Forfeitures				
AM1	PERMAMENT SECRETARY MINISTRY OF THE ARTS AND MULTICULTURALISM				
001	Penalties and Fines - National library and Information Services (NALIS) Formerly Central Library	4,467	-	3,000	3,500
FN1	COMPTROLLER OF ACCOUNTS MINISTRY OF FINANCE				
001	Fines and Penalties under the Financial Institutions Act No 26 of 2008	-	-	720,000	900,000
FN3	COMPTROLLER OF CUSTOMS AND EXCISE MINISTRY OF FINANCE				
001	Fines and Seizures (Ch. 78:50)(Ch. 78:01)	4,157,080	3,000,000	4,700,000	4,700,000
FN6	PERMANENT SECRETARY MINISTRY OF FINANCE				
001	Penalties - Securities & Exchange Commission (Chap 83:02)	130,000	-	1,138,000	-
IC1	REGISTRAR INDUSTRIAL COURT				
001	Fines (Chap 88:01)	12,000	15,000	-	3,000
JM1	CHIEF MAGISTRATE JUDICIARY - MAGISTRACY				
001	Magistrates' Courts (Chap 4:20)	16,981,671	18,000,000	13,065,000	18,000,000
002	Petty Civil Courts (Chap 4:21)	237,122	50,000	60,000	218,000
003	Poundage Fees (Chap 67:03)	5,205	6,000	35,000	35,000
004	Miscellaneous	574,684	15,000	450,000	450,000
005	Motor Vehicle and Road Traffic (Fixed Penalty) (Amendment) Regulation, 1984 (Ticket System) (Chap 48:52)	9,562,106	60,000,000	15,000,000	16,000,000
		27,360,788	78,071,000	28,610,000	34,703,000
	Fines and Forfeitures Carried Forward	31,664,335	81,086,000	35,171,000	40,309,500

Trinidad and Tobago

Head 07 - OTHER NON-TAX REVENUE

	Sub-Head / Receiver / Item / Sub-Item	2009 Actual	2010 Estimates	2010 Revised Estimates	2011 Estimates
		$	$	$	$
02	Fines and Forfeitures - Brought Forward	31,664,335	81,086,000	35,171,000	40,309,500
JS1	REGISTRAR JUDICIARY - SUPREME COURT				
001	Supreme Court (Chap 4:01)	100,895	185,000	55,000	120,000
002	Poundage Fees	176,467	60,000	60,000	60,000
		277,362	245,000	115,000	180,000
NS2	CHIEF IMMIGRATION OFFICER MINISTRY OF NATIONAL SECURITY				
001	Fines (Chap 18:01)	11,100	30,000	1,000	20,000
NS4	CHIEF FIRE OFFICER MINISTRY OF NATIONAL SECURITY				
001	Fines (Chap 35:50)	-	-	5,100	-
NS5	COMMISSIONER OF PRISONS MINISTRY OF NATIONAL SECURITY				
001	Fines (Chap 13:01)	6,072	8,500	5,500	8,500
WT2	TRANSPORT COMMISSIONER MINISTRY OF WORKS AND TRANSPORT				
001	Fines - Late Registration of Transfer (Used Motor Vehicles)(Ch. 48:50)	229,470	130,000	165,000	200,000
002	Penalty-Late Renewal of Driving Permits (Ch. 48:50)	2,778,100	3,100,000	2,300,000	3,100,000
		3,007,570	3,230,000	2,465,000	3,300,000
WT3	DIRECTOR MARITIME SERVICES MINISTRY OF WORKS AND TRANSPORT				
001	Fines - Offences under the Shipping Act No. 24 of 1987 (Chap 50:10)	-	-	-	-
	Sub-Head Total	34,966,439	84,599,500	37,762,600	43,818,000

Trinidad and Tobago

Head 07 - OTHER NON-TAX REVENUE

	Sub-Head / Receiver / Item / Sub-Item	2009 Actual	2010 Estimates	2010 Revised Estimates	2011 Estimates
		$	$	$	$
03	Pension Contributions				
FN1	COMPTROLLER OF ACCOUNTS MINISTRY OF FINANCE				
001	Contributions to Widows' and Orphans' Pension Scheme (Chap. 23:54)	1,052,991	556,400	970,000	970,000
002	Police Service- Contribution to Superannuation Fund (Chap. 23:52)	6,596,054	6,000,000	6,500,000	6,500,000
003	Fire Services - Contribution to Superannuation Fund (Chap. 23:52)	2,283,753	2,000,000	2,000,000	2,265,000
004	Provident Fund Bonus Surrendered and Forfeited (Chap. 23:57)	-	-	-	-
005	Trinidad and Tobago Defence Force - Contribution to Superannuation Fund (Chap. 23:52)	20,986,976	17,000,000	21,000,000	21,500,000
006	Members of Parliament	920,044	571,000	1,050,000	1,050,000
007	Heads of Missions (Chap. 17:04)	114,695	45,400	118,000	118,000
008	Officers on Secondment (Chap. 23:52)				
02	University of the West Indies	4,185	5,100	46,000	61,000
03	Public Transport Service Corporation	-	-	-	-
04	Commonwealth Caribbean Regional Secretariat	-	-	-	-
08	Chaguaramas Development Authority	-	-	-	-
09	National Insurance Property Development Company Limited	-	-	-	-
11	Trinidad and Tobago Bureau of Standards	41,859	23,050	41,900	41,900
12	Legal Aid and Advisory Authority	8,688	10,550	34,940	35,000
13	Port Authority of Trinidad and Tobago	-	-	-	-
15	Trinidad and Tobago Unified Teachers' Association	-	-	-	-
16	Airports Authority of Trinidad and Tobago	-	-	-	-
19	Caribbean Examinations Councils	-	10,000	10,000	10,000
20	National Institute of Higher Education (NIHERST)	-	-	-	-
23	Public Services Association	-	-	-	-
26	National Helicopter Services Limited	-	-	-	-
27	Youth Training and Employment Partnership Programme Limited (YTEPP)	-	-	-	-
28	Eric Williams Medical Sciences Complex	54,188	65,600	65,600	-
31	Environmental Management Authority	-	-	-	-
32	National Training Agency	-	-	-	-
33	Trinidad & Tobago Securities & Exchange Commission	19,024	10,000	44,500	28,500
34	Trinidad & Tobago Industrial Development Corporation (TIDCO)	-	-	-	-
	Pension Contributions Carried Forward	32,082,457	26,297,100	31,880,940	32,579,400

Trinidad and Tobago

Head 07 - OTHER NON-TAX REVENUE

	Sub-Head / Receiver / Item / Sub-Item	2009 Actual	2010 Estimates	2010 Revised Estimates	2011 Estimates
		$	$	$	$
03	Pension Contributions - Brought Forward	32,082,457	26,297,100	31,880,940	32,579,400
35	National Agricultural Marketing and Development Corporation (NAMDEVCO)	87,429	105,800	105,800	105,800
36	Central Bank of Trinidad and Tobago	-	-	-	-
37	College of Science Technology and Applied Arts of Trinidad and Tobago	37,599	45,500	45,500	-
38	Asa Wright Nature Centre	-	1,500	-	-
39	Telecommunications Authority of T & T	38,456	46,550	52,200	34,700
40	University of Trinidad and Tobago (UTT)	160,480	122,850	176,000	193,000
41	Accreditation Council of Trinidad and Tobago (ACTT)	-	40,000	-	-
		451,908	486,500	622,440	509,900
009	Prison Service - Contribution to Superannuation Fund (Chap. 13:02)	2,924,294	1,394,000	2,900,000	2,965,000
	Sub-Head Total	35,330,715	28,053,300	35,160,440	35,877,900
04	Non-Industrial Sales				
CD1	PERMANENT SECRETARY MINISTRY OF COMMUNITY DEVELOPMENT				
001	Sale of Goods	70	-	6,500	5,000
002	National Cultural Council - Sale of Literature	73,634	35,000	500	3,500
		73,704	35,000	7,000	8,500
EB1	CHIEF ELECTION OFFICER ELECTIONS AND BOUNDARIES COMMISSION				
001	Electoral - Sale of Lists (Chap 2:01)	13,418	100,000	100,000	50,000
002	Electoral - Sale of I.D. Cards and Loss of Original	7,690	-	30,000	-
003	Electoral Sale of Maps (Chap 2:01)	4,965	20,000	20,000	20,000
004	Electoral - Sale of Reports (Chap 2:01)	2,811	10,000	14,500	10,000
		28,884	130,000	164,500	80,000
	Non-Industrial Sales Carried Forward	102,588	165,000	171,500	88,500

Trinidad and Tobago

Head 07 - OTHER NON-TAX REVENUE

	Sub-Head / Receiver / Item / Sub-Item	2009 Actual	2010 Estimates	2010 Revised Estimates	2011 Estimates
		$	$	$	$
04	Non-Industrial Sales - Brought Forward	102,588	165,000	171,500	88,500
EN1	PERMANENT SECRETARY MINISTRY OF ENERGY AND ENERGY AFFAIRS				
001	Sale of Reports and Maps	4,760	150,000	5,000	5,000
FN1	COMPTROLLER OF ACCOUNTS MINISTRY OF FINANCE				
	SALE OF GOVERNMENT STORES AND OTHER PROPERTY				
001	Sale of obsolete,redundant and unserviceable Government Stores and Property (Ch. 71:91)	4,126,262	3,840,000	3,000,000	3,000,000
002	Sale of Safes, Vault Doors, etc	-	-	-	-
		4,126,262	3,840,000	3,000,000	3,000,000
FN3	COMPTROLLER OF CUSTOMS AND EXCISE MINISTRY OF FINANCE				
001	Sale of Spirits Stock Books	4,490	4,700	3,800	4,000
002	Sale of Certificate Books (Spirit Removal)	123,934	145,000	130,000	130,000
003	Sale of Certificate Books (Petrol Removal)	-	20,000	12,000	15,000
004	Sale of Goods	-	-	-	-
		128,424	169,700	145,800	149,000
FP1	PERMANENT SECRETARY MINISTRY OF FOOD PRODUCTION, LAND AND MARINE AFFAIRS				
001	Sale of Plants and Produce				
01	St. Augustine Station	632,415	700,000	700,000	700,000
02	La Reunion Station	231,487	400,000	310,000	350,000
04	Marper Farm	18,318	30,000	30,000	30,000
		882,220	1,130,000	1,040,000	1,080,000
004	Central Experimental Station	488,590	592,000	630,000	600,000
005	Extension Services Division	32,710	30,000	49,000	49,000
006	St. Joseph Farm - Trinidad	261,097	350,000	290,000	290,000
	Non-Industrial Sales Carried Forward	6,026,651	6,426,700	5,331,300	5,261,500

Trinidad and Tobago

Head 07 - OTHER NON-TAX REVENUE

	Sub-Head / Receiver / Item / Sub-Item	2009 Actual	2010 Estimates	2010 Revised Estimates	2011 Estimates
		$	$	$	$
04	Non-Industrial Sales - Brought Forward	6,026,651	6,426,700	5,331,300	5,261,500
008	Fisheries - Sale of Fruits and Produce	-	-	-	-
009	Sale of Apiary Products	9,942	14,000	40,000	14,000
010	Chaguaramas Estate	1,759	5,000	1,500	5,000
012	Chaguaramas Agricultural Development Project	2,902	12,500	15,000	15,000
014	State Lands Development Projects - Sale of Animals	-	-	-	-
016	Sale of Drugs	98,648	130,000	100,400	100,000
018	Hillside Station (St Michael Estate)	8,568	5,000	7,500	7,500
021	La Pastora Station (Horticulture Division)	133,034	60,000	175,000	175,000
		1,919,470	2,328,500	2,348,400	2,335,500
FP3	DIRECTOR OF SURVEYS MINISTRY OF FOOD PRODUCTION, LAND AND MARINE AFFAIRS				
001	Hydrographic Unit - Sale of Nautical Documents (Ch. 58:04)	6,800	12,000	6,000	6,800
002	Surveys - Sale of Maps, cadastral information and other related documents (Ch. 58:04)	142,993	175,000	120,000	140,000
003	Sale of Survey Control Information (Ch. 58:04)	16,823	50,000	6,000	16,000
004	Sale of Digital Products (Ch. 58:04)	255,741	350,000	220,000	250,000
		422,357	587,000	352,000	412,800
HE1	PERMANENT SECRETARY MINISTRY OF HEALTH				
003	Sale of Stores	2,155,045	2,500,000	2,500,000	2,500,000
HS1	PERMANENT SECRETARY MINISTRY OF HOUSING AND THE ENVIRONMENT				
001	Sale of House Plans	30	-	20	20
002	Forests - Miscellaneous	375,953	100,000	250,000	250,000
003	Forests - Sale of Timber and Produce	5,706,162	6,250,000	4,300,000	5,000,000
		6,082,145	6,350,000	4,550,020	5,250,020
IC1	REGISTRAR INDUSTRIAL COURT				
001	Sale of Publications	25,928	30,000	38,000	38,000
	Non-Industrial Sales Carried Forward	14,966,979	16,120,200	13,110,720	13,778,820

Trinidad and Tobago

Head 07 - OTHER NON-TAX REVENUE

Sub-Head / Receiver / Item / Sub-Item		2009 Actual	2010 Estimates	2010 Revised Estimates	2011 Estimates
		$	$	$	$
04	Non-Industrial Sales - Brought Forward	14,966,979	16,120,200	13,110,720	13,778,820
JS1	REGISTRAR JUDICIARY - SUPREME COURT				
001	Sale of Annual Index	141,112	156,000	200,000	200,000
LA3	PERMANENT SECRETARY MINISTRY OF LEGAL AFFAIRS				
001	Sale of Publications	448,500	1,000,000	650,000	800,000
NS1	PERMANENT SECRETARY MINISTRY OF NATIONAL SECURITY				
001	Prison Industries	63,832	75,000	55,000	65,000
PL1	PERMANENT SECRETARY MINISTRY OF PLANNING, ECONOMIC AND SOCIAL RESTRUCTURING AND GENDER AFFAIRS				
002	Sale of Documents	15	-	50	50
PU1	PERMANENT SECRETARY MINISTRY OF PUBLIC UTILITIES				
001	Printing and Stationery	341,975	450,000	285,000	350,000
SY1	PERMANENT SECRETARY MINISTRY OF SPORT AND YOUTH AFFAIRS				
001	Persto Praesto Estate - Sale of Produce	16,427	18,000	8,000	8,600
002	El Dorado Youth Camp	-	10,000	11,300	11,300
003	Chatham Youth Camp	21,745	20,000	5,200	8,000
004	Chaguaramas Youth Camp	-	-	-	-
		38,172	48,000	24,500	27,900
TA1	REGISTRAR TAX APPEAL BOARD				
001	Sale of Publications	-	10,000	-	10,000
	Non-Industrial Sales Carried Forward	16,000,585	17,859,200	14,325,270	15,231,770

Trinidad and Tobago

Head 07 - OTHER NON-TAX REVENUE

	Sub-Head / Receiver / Item / Sub-Item	2009 Actual	2010 Estimates	2010 Revised Estimates	2011 Estimates
		$	$	$	$
04	Non-Industrial Sales - Brought Forward	16,000,585	17,859,200	14,325,270	15,231,770
WT2	TRANSPORT COMMISSIONER MINISTRY OF WORKS AND TRANSPORT				
001	Sale of Documents	-	80,000	10,000	10,000
002	Sale of Inspection Stickers	1,684,600	2,000,000	1,500,000	2,000,000
		1,684,600	2,080,000	1,510,000	2,010,000
WT3	DIRECTOR MARITIME SERVICES MINISTRY OF WORKS AND TRANSPORT				
001	Sale of Records	34,990	75,000	44,000	50,000
002	Navigational Aids	-	-	-	-
		34,990	75,000	44,000	50,000
	Sub-Head Total	17,720,175	20,014,200	15,879,270	17,291,770
06	Other (Miscellaneous)				
AG1	ASSISTANT AUDITOR GENERAL AUDITOR GENERAL DEPARTMENT				
	CONTRIBUTION FOR AUDIT ACCOUNTS				
001	Port-of-Spain Corporation	-	60,000	-	100,000
002	San Fernando Corporation	-	30,000	-	70,000
003	Arima Borough Corporation	-	60,000	42,000	50,000
004	Point Fortin Borough Corporation	-	-	-	30,000
005	Agricultural Development Bank	3,958	-	6,150	5,000
006	Regional Corporations	96,376	150,000	229,000	305,000
008	Public Transport Service Corporation	30,942	90,000	31,000	60,000
009	Other Authorities	848,728	1,000,000	1,000,000	1,300,000
010	Chaguanas Borough Corporation	-	60,000	-	40,000
		980,004	1,450,000	1,308,150	1,960,000
	Other (Miscellaneous) Carried Forward	980,004	1,450,000	1,308,150	1,960,000

Trinidad and Tobago

Head 07 - OTHER NON-TAX REVENUE

Sub-Head	Sub-Head / Receiver / Item / Sub-Item	2009 Actual	2010 Estimates	2010 Revised Estimates	2011 Estimates
		$	$	$	$
06	Other (Miscellaneous) - Brought Forward	980,004	1,450,000	1,308,150	1,960,000
AT4	CHIEF STATE SOLICITOR MINISTRY OF THE ATTORNEY GENERAL				
001	Recovery of Cost	109,532	-	29,300	30,000
AT5	PERMANENT SECRETARY MINISTRY OF THE ATTORNEY GENERAL				
001	Recovery of Training Expenses	44,387	-	-	-
CD1	PERMANENT SECRETARY MINISTRY OF COMMUNITY DEVELOPMENT				
002	Proceeds from Best Village	84,730	50,000	100,000	100,000
ED1	PERMANENT SECRETARY MINISTRY OF EDUCATION				
001	Recoveries of Expenses from Government Scholars - National Scholars	1,500	-	-	-
EN1	PERMANENT SECRETARY MINISTRY OF ENERGY AND ENERGY AFFAIRS				
001	Seismographic Surveys	56,959,825	20,000,000	2,500,000	25,000,000
002	Surplus Income from the Sale of Petroleum Products (Chap 62:02)	-	-	-	-
003	Charge for relinquishing licensed area (Chap 62:01)	-	-	-	-
		56,959,825	20,000,000	2,500,000	25,000,000
FA1	PERMANENT SECRETARY MINISTRY OF FOREIGN AFFAIRS				
001	Contribution of Overseas Staff towards the Cost of Living Accommodation	698,627	1,050,000	1,200,000	1,200,000
FN1	COMPTROLLER OF ACCOUNTS MINISTRY OF FINANCE				
001	Gain on Sale of Investments	2,240	20,000	2,000	3,000
	Other (Miscellaneous) Carried Forward	58,880,845	22,570,000	5,139,450	28,293,000

Trinidad and Tobago

Head 07 - OTHER NON-TAX REVENUE

Sub-Head / Receiver / Item / Sub-Item		2009 Actual	2010 Estimates	2010 Revised Estimates	2011 Estimates
		$	$	$	$
06	Other (Miscellaneous) - Brought Forward	58,880,845	22,570,000	5,139,450	28,293,000
002	Recoveries of Overpayments relating to previous years (Chap 69:01)	33,806,869	35,000,000	27,500,000	35,000,000
003	Post Office Savings Bank	-	-	7,680	-
005	Life Insurance Companies Salary Deduction Plan	565,773	510,000	500,000	500,000
008	Telephone, Telegram and Cablegram Charges	98,946	40,000	35,000	60,000
009	Government Vehicles Insurance Fund	447,180	500,000	150,000	200,000
010	Sundry	44,079,538	15,000,000	15,000,000	15,000,000
011	Unclaimed Deposits	21,007,616	23,000,000	470,000,000	20,000,000
012	In-operative Accounts at Commercial Banks (Chap 79:09)	549,903	2,000,000	1,000,000	1,500,000
013	Recoveries of Expenses from Government Scholars	550	1,000	1,000	1,000
016	Fees - Payment for the use of Caption - "Brokers to the Government of Trinidad and Tobago"	-	10,000	20,000	10,000
020	Gain on Treasury Bills	12,823,588	500,000	-	100,000
021	Commission Fee - Petrotrin Energy Sector Loan	-	-	-	-
022	Seminar Fees - Venture Capital Incentive Programme	-	-	-	-
023	Net Settlement on Swap Transaction - Loan - Citibank N.A.	237,051,216	15,000,000	364,790,000	60,000,000
024	Commitment Fee-Postal Services Reform Loan No. 4458OTR	-	25,000	-	20,000
025	Recovery of Expenses - Items issued to Public Officers for personal use	4,171	1,000	13,800	1,000
		350,437,590	91,607,000	879,019,480	132,395,000
FN3	COMPTROLLER OF CUSTOMS AND EXCISE MINISTRY OF FINANCE				
001	Excise Warehouse (Ch. 78:50)	433,738	568,000	470,000	470,000
FN5	PERMANENT SECRETARY MINISTRY OF FINANCE (INVESTMENT DIVISION)				
002	Recovery of Expenses - National Enterprises Limited (NEL)	156,000	144,000	144,000	144,000
HS1	PERMANENT SECRETARY MINISTRY OF HOUSING AND THE ENVIRONMENT				
001	Damages and Recovery of Cost - Environmental Management Authority (Chap 35:05)	2,058,460	-	-	-
	Other (Miscellaneous) Carried Forward	411,964,393	114,869,000	884,770,930	161,299,000

Trinidad and Tobago

Head 07 - OTHER NON-TAX REVENUE

Sub-Head / Receiver / Item / Sub-Item		2009 Actual	2010 Estimates	2010 Revised Estimates	2011 Estimates
		$	$	$	$
06	Other (Miscellaneous) - Brought Forward	411,964,393	114,869,000	884,770,930	161,299,000
JM1	CHIEF MAGISTRATE JUDICIARY - MAGISTRACY				
001	Costs Recovered	-	-	-	-
NS2	CHIEF IMMIGRATION OFFICER MINISTRY OF NATIONAL SECURITY				
001	Refund of Repatriation Expenses (Chap 18:01)	-	1,000	1,000	1,000
PA1	PERMANENT SECRETARY MINISTRY OF PUBLIC ADMINISTRATION				
001	Recoveries of Expenses from Government Scholars	312,922	500,000	800,000	500,000
PU1	PERMANENT SECRETARY MINISTRY OF PUBLIC UTILITIES				
001	Contribution by West Indian Governments towards Cost of Meteorological Services at Rawinsonde Station, Piarco	-	139,000	-	-
002	Radar Contribution from Caribbean Meteorological Organisation	-	11,900	-	-
		-	150,900	-	-
WT1	PERMANENT SECRETARY MINISTRY OF WORKS AND TRANSPORT				
001	Forfeiture of Performance Deposit Bond	-	-	-	-
WT3	DIRECTOR MARITIME SERVICES MINISTRY OF WORKS AND TRANSPORT				
001	Overtime to Maritime Services Division	37,696	44,000	35,000	40,000
002	Navigational Aids Dues (formerly Operation and Maintenance of Navigational Aids)	7,008,658	7,500,000	7,500,000	7,500,000
003	Surveys and Examinations	57,619	70,000	67,000	70,000
004	Overtime to Shipping Master Organisation	-	-	-	-
		7,103,973	7,614,000	7,602,000	7,610,000
	Sub-Head Total	419,381,288	123,134,900	893,173,930	169,410,000

Trinidad and Tobago

Head 08 - REPAYMENT OF PAST LENDING

Sub-Head / Receiver / Item / Sub-Item		2009 Actual	2010 Estimates	2010 Revised Estimates	2011 Estimates
		$	$	$	$
01	Repayment of Loans by Local Government Bodies	-	-	-	-
03	Repayment of Loans by Public Enterprises	15,740,060	13,481,200	13,481,200	12,280,700
04	Repayment of Loans by Other Enterprises	15,400	15,400	15,400	15,870
06	Repayment of Other Loans	3,283,014	5,780,530	1,500,700	8,431,900
07	Repayment of International Loans	102,616,249	-	-	-
	Total	121,654,723	19,277,130	14,997,300	20,728,470

Estimates 2011	20,728,470
Revised Estimates 2010	14,997,300
Increase	5,731,170

Sub-Head / Receiver / Item / Sub-Item		2009 Actual	2010 Estimates	2010 Revised Estimates	2011 Estimates
		$	$	$	$
03	Repayment of Loans by Public Enterprises				
FN1	COMPTROLLER OF ACCOUNTS MINISTRY OF FINANCE				
002	Trinidad and Tobago Mortgage Finance Company Limited	6,598,255	6,981,200	6,981,200	8,431,900
023	Petrotrin - Energy Sector Loan	2,098,037	-	-	-
025	Trinidad and Tobago Postal Corporation	-	-	-	-
026	Sugar Manufacturing Company Limitted (SMCL)	-	-	-	-
027	National Energy Skills Centre	-	-	-	-
		8,696,292	6,981,200	6,981,200	8,431,900
HS1	PERMANENT SECRETARY MINISTRY OF HOUSING AND THE ENVIRONMENT				
003	Shelter Construction Financing Facility	7,043,768	6,500,000	6,500,000	3,848,800
	Sub-Head Total	15,740,060	13,481,200	13,481,200	12,280,700

Trinidad and Tobago

Head 08 - REPAYMENT OF PAST LENDING

Sub-Head / Receiver / Item / Sub-Item		2009 Actual	2010 Estimates	2010 Revised Estimates	2011 Estimates
		$	$	$	$
04	Repayment of Loans by Other Enterprises				
FN1	COMPTROLLER OF ACCOUNTS MINISTRY OF FINANCE				
013	Naparima Star Lodge and Pride of Naparima Lodge	-	-	-	-
015	Holy Trinity Cathedral	15,400	15,400	15,400	15,870
	Sub-Head Total	15,400	15,400	15,400	15,870
06	Repayment of Other Loans				
FN1	COMPTROLLER OF ACCOUNTS MINISTRY OF FINANCE				
006	Government of Belize	12,915	12,920	12,920	-
008	Caribbean Development Bank	661,877	-	-	-
009	Guarantee of Loans to Students-(Students Cess Act, 1989)	-	15,000	-	-
012	Government of Grenada	-	-	-	-
013	Government of St. Vincent	-	-	-	-
014	Government of Guyana	2,608,222	5,752,610	1,487,780	8,431,900
	Sub-Head Total	3,283,014	5,780,530	1,500,700	8,431,900
07	Repayment of International Loans				
FN1	COMPTROLLER OF ACCOUNTS MINISTRY OF FINANCE				
001	Business Expansion and Industrial Restructuring Loan-BEIRL	102,616,249	-	-	-
	Sub-Head Total	102,616,249	-	-	-

Trinidad and Tobago

Head 09 - CAPITAL REVENUE

	Sub-Head / Receiver / Item / Sub-Item	2009 Actual	2010 Estimates	2010 Revised Estimates	2011 Estimates
		$	$	$	$
02	Sale of Assets	6,836,568	3,865,350	5,015,350	4,095,350
07	Unspent Balances Stat. Boards & Similar Bodies	19,168,459	15,000,000	43,000,000	15,000,000
09	Grants	20,389,434	3,500,000	3,500,000	2,000,000
10	Extraordinary	4,952,424	-	-	-
11	Transfers From Student Revolving Loan Fund	-	-	-	-
12	Transfers from Funds	-	-	-	-
	Total	51,346,885	22,365,350	51,515,350	21,095,350

Estimates 2011	21,095,350
Revised Estimates 2010	51,515,350
Decrease	30,420,000

	Sub-Head / Receiver / Item / Sub-Item	2009 Actual	2010 Estimates	2010 Revised Estimates	2011 Estimates
		$	$	$	$
02	Sale of Assets				
FN1	COMPTROLLER OF ACCOUNTS MINISTRY OF FINANCE				
001	Sale of Other Assets	3,339,815	-	-	-
FP2	COMMISSIONER STATE LANDS MINISTRY OF FOOD PRODUCTION, LAND AND MARINE AFFAIRS				
001	Sale of Lands, Formerly owned by Caroni (1975) Ltd	1,020,653	900,000	2,100,000	900,000
HS1	PERMANENT SECRETARY MINISTRY OF HOUSING AND THE ENVIRONMENT				
001	Sale of Housing Lots Developed by NHA	-	-	-	-
	Sale of Assets Carried Forward	4,360,468	900,000	2,100,000	900,000

Trinidad and Tobago

Head 09 - CAPITAL REVENUE

Sub-Head / Receiver / Item / Sub-Item		2009 Actual	2010 Estimates	2010 Revised Estimates	2011 Estimates
		$	$	$	$
02	Sale of Assets - Brought Forward	4,360,468	900,000	2,100,000	900,000
PA3	PERMANENT SECRETARY MINISTRY OF PUBLIC ADMINISTRATION				
001	Sale of Government Buildings	2,378,000	2,815,350	2,815,350	2,845,350
002	Sale of Quarters of former Defence Officers - Diamond Vale	98,100	150,000	100,000	350,000
		2,476,100	2,965,350	2,915,350	3,195,350
	Sub-Head Total	6,836,568	3,865,350	5,015,350	4,095,350
07	Unspent Balances Stat. Boards & Similar Bodies				
FN1	COMPTROLLER OF ACCOUNTS MINISTRY OF FINANCE				
001	Unspent Balances Stat. Boards & Similar Bodies	19,168,459	15,000,000	43,000,000	15,000,000
	Sub-Head Total	19,168,459	15,000,000	43,000,000	15,000,000
09	Grants				
FN1	COMPTROLLER OF ACCOUNTS MINISTRY OF FINANCE				
001	Grants	20,389,434	3,500,000	3,500,000	2,000,000
	Sub-Head Total	20,389,434	3,500,000	3,500,000	2,000,000

Trinidad and Tobago

Head 09 - CAPITAL REVENUE

Sub-Head / Receiver / Item / Sub-Item		2009 Actual	2010 Estimates	2010 Revised Estimates	2011 Estimates
		$	$	$	$
10	Extraordinary				
FN1	COMPTROLLER OF ACCOUNTS MINISTRY OF FINANCE				
001	Proceeds from Litigation	-	-	-	-
002	Transfer of Balance in Central Bank Account Re: Cooperative Republic of Guyana	2,123,100	-	-	-
003	Proceeds from Judgment Debt	-	-	-	-
		2,123,100	-	-	-
FN2	CHAIRMAN BOARD OF INLAND REVENUE MINISTRY OF FINANCE				
002	Regulated Industries Commission - Deposits of amounts appropriated in the financial years 2006 and 2007	2,829,324	-	-	-
	Sub-Head Total	4,952,424	-	-	-
11	Transfers From Student Revolving Loan Fund				
FN1	COMPTROLLER OF ACCOUNTS MINISTRY OF FINANCE				
001	Transfers from Student Revolving Loan Fund	-	-	-	-
	Sub-Head Total	-	-	-	-
12	Transfers from Funds				
FN1	COMPTROLLER OF ACCOUNTS MINISTRY OF FINANCE				
001	Transfer of Balance from the Road Improvement Fund	-	-	-	-
	Sub-Head Total	-	-	-	-

Trinidad and Tobago

Head 10 - BORROWING

Sub-Head / Receiver / Item / Sub-Item		2009 Actual	2010 Estimates	2010 Revised Estimates	2011 Estimates
		$	$	$	$
FN1	COMPTROLLER OF ACCOUNTS MINISTRY OF FINANCE				
01	Domestic	1,514,308,436	2,000,000,000	2,000,000,000	833,000,000
02	Foreign	1,033,563,658	2,793,810,000	2,793,810,000	5,136,338,000
	Total	2,547,872,094	4,793,810,000	4,793,810,000	5,969,338,000

Estimates 2011	5,969,338,000
Revised Estimates 2010	4,793,810,000
Increase	1,175,528,000

ESTIMATES OF REVENUE

TOBAGO

2011

ALSO INCLUDED IN MAIN REVENUE ESTIMATES

ESTIMATES, TOBAGO, FOR 2011

Abstract of Estimated Revenue for the year ending 30 September 2011, Revised Estimates of Revenue, 2010 and Actual Revenue, 2009

Head	2009 Actual	2010 Estimates	2010 Revised Estimates	2011 Estimates
	$	$	$	$
TAX REVENUE				
01. TAXES ON INCOME AND PROFITS	64,950,000	65,050,000	64,388,000	67,906,000
02. TAXES ON PROPERTY	4,594,677	4,800,000	1,474,960	9,942,000
03. TAXES ON GOODS AND SERVICES	51,744,965	55,355,200	41,557,940	51,503,325
04. TAXES ON INTERNATIONAL TRADE	5,021,000	5,026,000	2,264,500	3,026,000
05. OTHER TAXES	8,000,000	8,000,000	3,200,000	4,500,000
TOTAL TAX REVENUE	134,310,642	138,231,200	112,885,400	136,877,325
NON-TAX REVENUE				
06. PROPERTY INCOME	400,000	418,000	342,000	440,000
07. OTHER NON-TAX REVENUE	3,994,867	4,040,800	5,010,780	4,968,050
08. REPAYMENT OF PAST LENDING	-	-	-	
TOTAL NON-TAX REVENUE	4,394,867	4,458,800	5,352,780	5,408,050
GRAND TOTAL	138,705,509	142,690,000	118,238,180	142,285,375

Head 01 - TAXES ON INCOME AND PROFITS

Sub-Head / Receiver / Item / Sub-Item		2009 Actual	2010 Estimates	2010 Revised Estimates	2011 Estimates
		$	$	$	$
FN2	CHAIRMAN BOARD OF INLAND REVENUE MINISTRY OF FINANCE				
02	Other Companies (Ch. 75:02)	5,500,000	5,600,000	5,400,000	5,656,000
03	Individuals (Ch. 75:01)	50,000,000	50,000,000	50,000,000	53,000,000
04	Withholding Tax (Ch. 75:01)	700,000	700,000	438,000	450,000
06	National Recovery Impost	-	-	-	-
07	Business Levy (Ch. 75:02)	1,550,000	1,550,000	1,550,000	1,600,000
09	Health Surcharge (Ch. 75:05)	7,200,000	7,200,000	7,000,000	7,200,000
	Total	64,950,000	65,050,000	64,388,000	67,906,000

Estimates 2011	67,906,000
Revised Estimates 2010	64,388,000
Increase	3,518,000

Head 02 - TAXES ON PROPERTY

Sub-Head / Receiver / Item / Sub-Item		2009 Actual	2010 Estimates	2010 Revised Estimates	2011 Estimates
		$	$	$	$
01	Lands and Buildings Taxes (Ch. 76:04)	4,594,677	4,800,000	1,474,960	9,942,000
03	Property Tax	-	-	-	-
	Total	4,594,677	4,800,000	1,474,960	9,942,000

Estimates 2011	9,942,000
Revised Estimates 2010	1,474,960
Increase	8,467,040

Sub-Head / Receiver / Item / Sub-Item		2009 Actual	2010 Estimates	2010 Revised Estimates	2011 Estimates
		$	$	$	$
01	Lands and Buildings Taxes (Ch. 76:04)				
R08	REVENUE OFFICER IV TOBAGO				
001	Lands and Buildings Taxes (Ch. 76:04)	4,594,677	4,800,000	1,474,960	9,942,000
	Sub-Head Total	4,594,677	4,800,000	1,474,960	9,942,000
03	Property Tax				
FN2	CHAIRMAN BOARD OF INLAND REVENUE MINISTRY OF FINANCE				
001	Property Tax (Act No. 18 of 2009)	-	-	-	-
	Sub-Head Total	-	-	-	-

Head 03 - TAXES ON GOODS AND SERVICES

	Sub-Head / Receiver / Item / Sub-Item	2009 Actual	2010 Estimates	2010 Revised Estimates	2011 Estimates
		$	$	$	$
04	Liquor & Miscellaneous Business Licences & Fees	900,575	905,200	875,485	895,285
05	Motor Vehicles Taxes and Duties (Chap. 48:50)	2,886,790	3,287,200	3,148,140	3,569,600
06	Other	9,952,600	13,157,800	7,532,715	9,035,440
07	Value Added Tax (Ch. 75:06 - Act No. 37 of 1989)	38,000,000	38,000,000	30,000,000	38,000,000
08	Alcohol and Tobacco Taxes (Ch. 77:01)	5,000	5,000	1,600	3,000
	Total	51,744,965	55,355,200	41,557,940	51,503,325

Estimates 2011	51,503,325
Revised Estimates 2010	41,557,940
Increase	9,945,385

	Sub-Head / Receiver / Item / Sub-Item	2009 Actual	2010 Estimates	2010 Revised Estimates	2011 Estimates
		$	$	$	$
04	Liquor & Miscellaneous Business Licences & Fees				
FN3	COMPTROLLER OF CUSTOMS AND EXCISE MINISTRY OF FINANCE				
003	Spirit Retailers,Towns (Ch. 84:10)	9,000	-	16,200	16,200
004	Spirit Retailers,Elsewhere (Ch. 84:10)	125,000	135,000	132,000	135,000
007	Spirit Grocers,Elsewhere (Ch. 84:10)	192,000	192,000	189,900	192,000
008	Spirit Dealers (Ch. 84:10)	5,400	5,400	2,700	5,400
009	Special Hotel up to 15 bedrooms (Ch. 84:10)	18,000	18,000	18,000	18,000
010	Special Hotel,16-49 bedrooms (Ch. 84:10)	72,000	72,000	85,500	85,500
011	Special Hotel,50-150 bedrooms (Ch. 84:10)	33,750	33,750	33,750	33,750
012	Special Hotel, more than 150 bedrooms (Ch. 84:10)	9,000	9,000	-	9,000
013	Hotel Spirit,up to 15 bedrooms (Ch. 84:10)	6,750	6,750	2,250	6,750
014	Hotel Spirit,16-49 bedrooms (Ch. 84:10)	2,250	2,250	2,250	2,250
015	Hotel Spirit, 50 - 150 bedrooms (Ch. 84:10)	-	-	2,250	-
019	Restaurant,Elsewhere (Ch. 84:10)	15,750	15,750	4,500	6,750
022	Special Restaurant,Elsewhere (Ch. 84:10)	337,500	337,500	310,000	310,000
025	Night Bar, Elsewhere (Ch. 84:10)	9,000	9,000	4,500	4,500
028	Wine Retailers,Elsewhere (Ch. 84:10)	1,800	3,375	1,690	1,690
029	Wine Merchants (Ch. 84:10)	675	675	675	675
	Liquor & Miscellaneous Business Licences & Fees Carried Forward	837,875	840,450	806,165	827,465

Head 03 - TAXES ON GOODS AND SERVICES

	Sub-Head / Receiver / Item / Sub-Item	2009 Actual	2010 Estimates	2010 Revised Estimates	2011 Estimates
		$	$	$	$
04	Liquor & Miscellaneous Business Licences & Fees - Brought Forward	837,875	840,450	806,165	827,465
038	Clubs (Chap. 21:01)	22,500	22,500	24,000	22,500
		860,375	862,950	830,165	849,965
JM1	CHIEF MAGISTRATE JUDICIARY - MAGISTRACY				
001	Occasional (Chap. 84:10)	40,000	42,000	45,000	45,000
002	Transfer Fees (Chap. 84:10)	200	250	320	320
		40,200	42,250	45,320	45,320
	Sub-Head Total	900,575	905,200	875,485	895,285
05	Motor Vehicles Taxes and Duties (Chap. 48:50)				
FN2	CHAIRMAN BOARD OF INLAND REVENUE MINISTRY OF FINANCE				
001	Motor Vehicles Taxes (Ch, 48:50)	58,000	35,000	15,000	20,000
003	Tax on Transfer of Used Motor Vehicles (Ch. 48:50)	650,000	700,000	850,000	820,000
		708,000	735,000	865,000	840,000
FN3	COMPTROLLER OF CUSTOMS AND EXCISE MINISTRY OF FINANCE				
001	Motor Vehicles Taxes (Ch. 48:50)	-	160,000	160,000	160,000
WT2	TRANSPORT COMMISSIONER MINISTRY OF WORKS AND TRANSPORT				
002	3-year Driving Permits (Ch. 48:50)	1,350,000	1,500,000	1,500,000	200,000
003	1-year Driving Permits (Ch. 48:50)	2,500	2,500	3,700	2,800
004	Provisional Driving Permits (Ch. 48:50)	50,000	56,000	40,000	50,000
005	Conductors Permits	-	-	-	1,000
006	Duplicate Permits (Ch. 48:50)	26,000	26,000	26,000	20,000
007	Taxi Drivers' Licences (Ch. 48:50)	1,200	1,200	1,200	1,200
008	Examination of Drivers (Ch. 48:50)	330,000	375,000	240,000	300,000
009	Road Permits (Ch. 48:50)	19,000	19,000	15,000	17,000
010	Inspection Fees (Ch. 48:50)	195,000	197,000	140,000	175,000
011	Driving Certificates (Ch. 48:50)	28,500	35,000	27,000	27,000
	Motor Vehicles Taxes and Duties (Chap. 48:50) Carried Forward	2,710,200	3,106,700	3,017,900	1,794,000

Head 03 - TAXES ON GOODS AND SERVICES

	Sub-Head / Receiver / Item / Sub-Item	2009 Actual	2010 Estimates	2010 Revised Estimates	2011 Estimates
		$	$	$	$
05	Motor Vehicles Taxes and Duties (Chap. 48:50) - Brought Forward	2,710,200	3,106,700	3,017,900	1,794,000
012	Dealers' Licences (Ch. 48:50)	-	1,200	-	1,200
013	Registration of Motor Vehicles (Ch. 48:50)	34,000	40,000	24,000	33,000
014	Certified Extracts of Register (Ch. 48:50)	55,000	55,000	35,000	55,000
015	Changes of Ownership (Ch. 48:50)	7,590	-	4,940	-
016	Amendments to Register (Ch. 48:50)	27,700	30,000	28,000	30,000
018	Examination Study Guides (Ch. 48:50)	32,000	32,000	22,000	28,000
019	Refund of Travelling Expenses	3,400	3,400	3,400	3,400
020	Miscellaneous	-	-	-	-
022	Licence Endorsements (Ch. 48:50)	6,400	7,000	3,000	5,000
023	Processing of H-Vehicles Applications (Ch. 48:50)	4,500	5,500	3,400	4,500
025	Renewal of Taxi Driver Licence/Badge (Ch. 48:50)	6,000	6,000	6,500	6,500
026	Application for Maxi-Taxi Licence (Ch. 48:53)	-	400	-	-
031	5 Year Driving permit (Ch. 48:50)	-	-	-	1,000,000
032	4 Year Driving permit (Ch. 48:50)	-	-	-	500,000
033	2 Year Driving permit (Ch. 48:50)	-	-	-	100,000
034	Subsequent Duplicate of a licence or permit (Ch. 48:50)	-	-	-	6,000
035	Duplicate licence\badge for taxi drivers (Ch. 48:50)	-	-	-	2,000
036	Subsequent duplicate licence\badge for taxi drivers (Ch. 48:50)	-	-	-	1,000
		2,178,790	2,392,200	2,123,140	2,569,600
	Sub-Head Total	2,886,790	3,287,200	3,148,140	3,569,600
06	Other				
EN1	PERMANENT SECRETARY MINISTRY OF ENERGY AND ENERGY AFFAIRS				
001	Marketing Licences (Retail at Petrol Stations, etc) (Chap. 62:01)	1,200	1,500	1,800	1,800
003	Pipe Lines Licences (Ch. 62:01)	-	-	-	-
006	Marketing Licences for Petroleum By-products (Chapter 62:01)	400	-	-	-
		1,600	1,500	1,800	1,800
FN2	CHAIRMAN BOARD OF INLAND REVENUE MINISTRY OF FINANCE				
004	Tax Clearance Certificates (Ch. 75:01 and Ch. 75:06)	12,000	12,000	18,000	16,000
	Other Carried Forward	13,600	13,500	19,800	17,800

Head 03 - TAXES ON GOODS AND SERVICES

	Sub-Head / Receiver / Item / Sub-Item	2009 Actual	2010 Estimates	2010 Revised Estimates	2011 Estimates
		$	$	$	$
06	Other				
	- Brought Forward	13,600	13,500	19,800	17,800
005	Moneylenders (Chap. 84:04)	500	1,000	500	500
006	Pawnbrokers (Chap. 84:05)	-	-	-	-
015	Hotel Room Tax (Chap. 77:01)	9,000,000	12,000,000	5,500,000	7,000,000
019	Transaction Tax on Financial Services (Chap. 77:01)	110,000	110,000	134,000	134,000
021	Club Gaming Tax (Chap. 21:01)	750,000	950,000	1,800,000	1,800,000
		9,872,500	13,073,000	7,452,500	8,950,500
FN3	COMPTROLLER OF CUSTOMS AND EXCISE MINISTRY OF FINANCE				
001	Broadcasting, Receiving and Transmitting Sets (Chap. 36:02)	-	-	-	-
003	Dealers Licences- Wireless Telegraphy (Chap. 26:27)	-	-	-	-
		-	-	-	-
HE1	PERMANENT SECRETARY MINISTRY OF HEALTH				
003	Application for Registration of a Pesticide (Ch. 30:03)	-	-	-	-
005	Application for Licensing of Premises for Pesticides (Ch. 30:03)	1,000	2,000	1,200	1,200
006	Application for Shopkeeper licence to sell drugs (Chap 29:52)	150	150	600	150
		1,150	2,150	1,800	1,350
HS1	PERMANENT SECRETARY MINISTRY OF HOUSING AND THE ENVIRONMENT				
001	Sawmills (Chap 66:02)	-	500	-	500
002	Wild Animals and Birds (Chap. 67:01)	4,600	4,800	6,000	6,000
		4,600	5,300	6,000	6,500
JM1	CHIEF MAGISTRATE JUDICIARY - MAGISTRACY				
002	Cinema - (Chap. 20:10)	-	-	-	-
003	Explosives (Chap 16:02)	750	750	750	750
004	Sale of Old Metal and Marine Stores (Chap. 84:07)	-	-	-	-
005	Hucksters and Pedlars (Chap. 84:09)	1,000	1,000	500	1,000
006	Precious Metals and Stones (Chap. 84:06)	2,400	3,000	2,200	2,200
007	Produce - Sale of (Chap. 63:52)	-	-	-	-
	Other				
	Carried Forward	9,884,000	13,086,700	7,465,550	8,964,100

Head 03 - TAXES ON GOODS AND SERVICES

	Sub-Head / Receiver / Item / Sub-Item	2009 Actual	2010 Estimates	2010 Revised Estimates	2011 Estimates
		$	$	$	$
06	Other - Brought Forward	9,884,000	13,086,700	7,465,550	8,964,100
008	Theatres and Dance Halls (Chap. 21:03)	800	1,100	725	1,000
009	Tourist Guides (Chap. 11:02)	400	400	240	240
010	Commissioners of Affidavits (Chap 6:52)	100	100	100	100
		5,450	6,350	4,515	5,290
JS1	REGISTRAR JUDICIARY - SUPREME COURT				
001	Bailiffs - (Ch. 4:61 - Act No. 58 of 2000)	500	500	-	500
NS2	CHIEF IMMIGRATION OFFICER MINISTRY OF NATIONAL SECURITY				
001	Departure Tax - Ports other than Airports (Ch. 77:01)	10,300	10,500	4,200	5,000
NS3	COMMISSIONER OF POLICE MINISTRY OF NATIONAL SECURITY				
001	Firearms and Ammunition (Chap. 16:01)	45,000	45,000	53,500	53,500
PU1	PERMANENT SECRETARY MINISTRY OF PUBLIC UTILITIES				
007	Housing Electricians (Chap 54:71)	7,500	7,500	2,400	5,000
WT3	DIRECTOR MARITIME SERVICES MINISTRY OF WORKS AND TRANSPORT				
001	Certificates of Competence (Ch. 50:08)	-	-	-	-
003	Motor Launches (Ch. 50:08)	4,000	6,000	6,000	6,000
005	Registration of Ships (Ch. 50:10)	-	-	-	-
		4,000	6,000	6,000	6,000
	Sub-Head Total	9,952,600	13,157,800	7,532,715	9,035,440

Head 03 - TAXES ON GOODS AND SERVICES

	Sub-Head / Receiver / Item / Sub-Item	2009 Actual	2010 Estimates	2010 Revised Estimates	2011 Estimates
		$	$	$	$
07	Value Added Tax (Ch. 75:06 - Act No. 37 of 1989)				
FN2	CHAIRMAN BOARD OF INLAND REVENUE MINISTRY OF FINANCE				
001	Value Added Tax (Ch. 75:06 - Act No. 37 of 1989)	38,000,000	38,000,000	30,000,000	38,000,000
	Sub-Head Total	38,000,000	38,000,000	30,000,000	38,000,000
08	Alcohol and Tobacco Taxes (Ch. 77:01)				
FN3	COMPTROLLER OF CUSTOMS AND EXCISE MINISTRY OF FINANCE				
001	Alcohol and Other Beverages Tax (Chap 77:01)	-	-	-	-
002	Tobacco Tax (Ch. 77:01)	5,000	5,000	1,600	3,000
	Sub-Head Total	5,000	5,000	1,600	3,000

Head 04 - TAXES ON INTERNATIONAL TRADE

Sub-Head / Receiver / Item / Sub-Item		2009 Actual	2010 Estimates	2010 Revised Estimates	2011 Estimates
		$	$	$	$
01	Import Duties	5,021,000	5,026,000	2,264,500	3,026,000
02	Other	-	-	-	-
	Total	5,021,000	5,026,000	2,264,500	3,026,000

Estimates 2011	3,026,000
Revised Estimates 2010	2,264,500
Increase	761,500

Sub-Head / Receiver / Item / Sub-Item		2009 Actual	2010 Estimates	2010 Revised Estimates	2011 Estimates
		$	$	$	$
01	Import Duties				
FN3	COMPTROLLER OF CUSTOMS AND EXCISE MINISTRY OF FINANCE				
001	Import Duties (Chap. 78:01)	5,000,000	5,000,000	2,250,000	3,000,000
002	Stamp Duty on Bills of Entry	-	-	-	-
004	Special Tax -Household Effects (Ch. 77:01)	20,000	25,000	14,000	25,000
005	Import Surcharge (Ch. 77:01)	1,000	1,000	500	1,000
	Sub-Head Total	5,021,000	5,026,000	2,264,500	3,026,000

Head 05 - OTHER TAXES

Sub-Head / Receiver / Item / Sub-Item		2009 Actual	2010 Estimates	2010 Revised Estimates	2011 Estimates
		$	$	$	$
FN2	CHAIRMAN BOARD OF INLAND REVENUE MINISTRY OF FINANCE				
01	Stamp Duties (Chap. 76:01)	8,000,000	8,000,000	3,200,000	4,500,000
Total		8,000,000	8,000,000	3,200,000	4,500,000

Estimates 2011	4,500,000
Revised Estimates 2010	3,200,000
Increase	1,300,000

Head 06 - PROPERTY INCOME

Sub-Head / Receiver / Item / Sub-Item		2009 Actual	2010 Estimates	2010 Revised Estimates	2011 Estimates
		$	$	$	$
01	Rental Income	365,000	383,000	317,000	415,000
02	Interest Income	35,000	35,000	25,000	25,000
Total		400,000	418,000	342,000	440,000

Estimates 2011	440,000
Revised Estimates 2010	342,000
Increase	98,000

Sub-Head / Receiver / Item / Sub-Item		2009 Actual	2010 Estimates	2010 Revised Estimates	2011 Estimates
		$	$	$	$
01	Rental Income				
FP2	COMMISSIONER OF STATE LANDS MINISTRY OF FOOD PRODUCTION, LAND AND MARINE AFFAIRS				
001	Ground Rents (excluding Quarries, Sand and Gravel Pits (Chapter 57:01))	28,000	28,000	4,000	20,000
002	Wayleave for Oilpipes along roads	-	-	-	-
005	Rents of Housing Lots - Trinidad & Tobago Housing Development Corporation (formerly N.H.A.)	37,000	40,000	25,000	25,000
		65,000	68,000	29,000	45,000
PA3	PERMANENT SECRETARY MINISTRY OF PUBLIC ADMINISTRATION				
001	Lease Payments / Rents of Government Buildings	90,000	90,000	138,000	138,000
SY1	PERMANENT SECRETARY MINISTRY OF SPORT AND YOUTH AFFAIRS				
012	Proceeds from Dwight Yorke Stadium -Bacolet	210,000	215,000	150,000	230,000
WT3	DIRECTOR MARITIME SERVICES MINISTRY OF WORKS AND TRANSPORT				
001	Rental of Vessels - Maritime Services	-	10,000	-	2,000
	Sub-Head Total	365,000	383,000	317,000	415,000

Head 06 - PROPERTY INCOME

	Sub-Head / Receiver / Item / Sub-Item	2009 Actual	2010 Estimates	2010 Revised Estimates	2011 Estimates
		$	$	$	$
02	Interest Income				
FN1	COMPTROLLER OF ACCOUNTS MINISTRY OF FINANCE				
003 17	Interest on Loans and Advances Interest on Loans to Public Servants	35,000	35,000	25,000	25,000
	Sub-Head Total	35,000	35,000	25,000	25,000

Head 07 - OTHER NON-TAX REVENUE

	Sub-Head / Receiver / Item / Sub-Item	2009 Actual	2010 Estimates	2010 Revised Estimates	2011 Estimates
		$	$	$	$
01	Administrative Fees and Charges	2,283,250	2,293,350	3,143,135	3,080,100
02	Fines and Forfeitures	1,645,967	1,652,000	1,795,000	1,809,500
04	Non-Industrial Sales	32,810	45,450	30,020	35,350
06	Other (Miscellaneous)	32,840	50,000	42,625	43,100
	Total	3,994,867	4,040,800	5,010,780	4,968,050

Estimates 2011	4,968,050
Revised Estimates 2010	5,010,780
Decrease	42,730

	Sub-Head / Receiver / Item / Sub-Item	2009 Actual	2010 Estimates	2010 Revised Estimates	2011 Estimates
		$	$	$	$
01	Administrative Fees and Charges				
EB1	CHIEF ELECTION OFFICER ELECTIONS AND BOUNDARIES COMMISSION				
001	Fees for the replacement of Identification Cards (Chap 2:01)	10,000	10,000	14,500	14,500
ED1	PERMANENT SECRETARY MINISTRY OF EDUCATION				
004	External Examination - Local Fees for Candidates	10,000	10,000	3,000	4,000
005	Adult Classes	100	100	10	50
006	Polytechnic Registration	-	-	-	-
012	Registration of Teachers	1,000	1,000	1,000	1,000
013	Examination Fees not elsewhere classified	400	500	3,700	3,700
014	Sale of Dictionary of Occupational Titles	-	-	-	-
015	Fees - Certified Examinations Statements and Transcripts	4,000	4,000	4,000	4,000
016	Textbook Rental Programme - Fees	-	-	-	-
		15,500	15,600	11,710	12,750
	Administrative Fees and Charges Carried Forward	25,500	25,600	26,210	27,250

Head 07 - OTHER NON-TAX REVENUE

	Sub-Head / Receiver / Item / Sub-Item	2009 Actual	2010 Estimates	2010 Revised Estimates	2011 Estimates
		$	$	$	$
01	Administrative Fees and Charges - Brought Forward	25,500	25,600	26,210	27,250
FN2	CHAIRMAN BOARD OF INLAND REVENUE MINISTRY OF FINANCE				
002	Warden's Search Fees	4,000	4,000	3,300	3,800
FN3	COMPTROLLER OF CUSTOMS AND EXCISE MINISTRY OF FINANCE				
001	Comptroller of Customs and Excise (Ch. 78:01)	19,000	20,000	22,000	22,000
002	Processing of Bills of Sight (Ch. 78:01)	7,000	7,000	3,000	4,000
003	Container Processing Fees (Ch. 78:01)	35,000	35,000	26,000	28,000
		61,000	62,000	51,000	54,000
FN4	SUPERVISOR OF INSURANCE MINISTRY OF FINANCE				
002	Registration Fees - Insurance Act,1980	-	-	7,000	-
FP1	PERMANENT SECRETARY MINISTRY OF FOOD PRODUCTION, LAND AND MARINE AFFAIRS				
002	Veterinary Officers' Fees (Ch. 67:04)	300	300	105	300
005	Import Permits (Ch. 67:02)	-	-	-	-
		300	300	105	300
HE1	PERMANENT SECRETARY MINISTRY OF HEALTH				
002	Hospital - Miscellaneous	200	200	-	200
003	Chemist	300	300	1,170	600
004	Pathology	-	-	-	-
005	Hospital - X-ray Electrical Treatment and Physiotherapy	-	-	-	-
006	Hospital - Maintenance of Patients and Operation Fees	-	-	-	-
		500	500	1,170	800
JM1	CHIEF MAGISTRATE JUDICIARY - MAGISTRACY				
001	District and Petty Civil Courts (Chap 4:21)	-	-	7,400	-
	Administrative Fees and Charges Carried Forward	91,300	92,400	96,185	86,150

Head 07 - OTHER NON-TAX REVENUE

	Sub-Head / Receiver / Item / Sub-Item	2009 Actual	2010 Estimates	2010 Revised Estimates	2011 Estimates
		$	$	$	$
01	Administrative Fees and Charges - Brought Forward	91,300	92,400	96,185	86,150
002	Magistrates' Courts (Chap 4:20)	-	4,000	5,400	5,400
003	Liquor Licences - Application Fees (Chap 84:10)	-	1,500	1,600	1,600
004	Magistrates' Notes of Evidence (Chap 4:20)	-	2,000	4,600	4,600
		-	7,500	19,000	11,600
JS1	REGISTRAR JUDICIARY - SUPREME COURT				
001	Registrar, Supreme Court (Chap 4:01)	40,000	40,000	50,000	50,000
004	Marshal (Chap 4:01)	1,000	1,000	1,500	1,500
		41,000	41,000	51,500	51,500
LA1	REGISTRAR GENERAL MINISTRY OF LEGAL AFFAIRS				
001	Registrar General (Chap 19:03)	600,000	600,000	600,000	600,000
002	Application for Marriage Officers' Licence (Chap 45:01)	150	150	150	150
003	Marriage Officers' Licence Fee (Chap 45:01)	-	-	-	-
004	Renewal of Marriage Officers' Licence (Chap 45:01)	-	-	300	300
		600,150	600,150	600,450	600,450
LA3	PERMANENT SECRETARY MINISTRY OF LEGAL AFFAIRS				
001	Rent Assessment Board	-	-	-	-
002	Inspector of Weights and Measures	-	-	-	-
		-	-	-	-
NS1	PERMANENT SECRETARY MINISTRY OF NATIONAL SECURITY				
004	Work Permits Duration Fees (Chap 18:01)	-	-	-	-
NS2	CHIEF IMMIGRATION OFFICER MINISTRY OF NATIONAL SECURITY				
001	Passport and Permit Fees (Chap 18:01)	1,000,000	1,000,000	1,750,000	1,750,000
002	Immigration - Boarding and Clearing Fees (Chap 18:01)	8,800	9,000	25,000	25,000
005	Restoration of Citizenship - Application Fees (Chap 1:50)	1,000	1,000	300	300
	Administrative Fees and Charges Carried Forward	1,742,250	1,751,050	2,535,035	2,525,000

Head 07 - OTHER NON-TAX REVENUE

	Sub-Head / Receiver / Item / Sub-Item	2009 Actual	2010 Estimates	2010 Revised Estimates	2011 Estimates
		$	$	$	$
01	Administrative Fees and Charges - Brought Forward	1,742,250	1,751,050	2,535,035	2,525,000
006	Restoration of Citizenship - Certificate Fees (Chap 1:50)	2,000	2,000	400	1,000
007	Issue of Letters confirming Citizenship or Residence (Chap 18:01)	1,200	1,200	1,000	1,000
		1,013,000	1,013,200	1,776,700	1,777,300
NS3	COMMISSIONER OF POLICE MINISTRY OF NATIONAL SECURITY				
001	Clothing and Powder Cart	-	-	-	-
003	Miscellaneous	100,000	100,000	156,000	100,000
004	Fees for lodgement of firearms (Ch. 16:01)	-	-	-	-
		100,000	100,000	156,000	100,000
NS4	CHIEF FIRE OFFICER MINISTRY OF NATIONAL SECURITY				
001	Special Services (Ch. 35:50)	20,000	20,000	28,000	28,000
002	Examination Fees (Ch. 35:50)	100	100	-	100
		20,100	20,100	28,000	28,100
PU1	PERMANENT SECRETARY MINISTRY OF PUBLIC UTILITIES				
004	Government Electrical Inspectors' Fees (Ch. 54:72)	400,000	400,000	410,000	410,000
SC1	DIRECTOR OF PERSONNEL ADMINISTRATION SERVICE COMMISSIONS DEPARTMENT				
001	Civil Service Entrance Examination Fees (Ch. 23:01)	2,000	2,000	7,500	2,000
WT1	PERMANENT SECRETARY MINISTRY OF WORKS AND TRANSPORT				
002	Advertising Fees - Highways Beautification Unit	-	-	-	-
WT2	TRANSPORT COMMISSIONER MINISTRY OF WORKS AND TRANSPORT				
001	Weighbridge Fees (Ch. 48:50)	13,700	14,000	5,200	10,000
002	Miscellaneous	-	-	-	-
003	Registration Fee for Testing Station (Ch. 48:50)	-	-	-	-
	Administrative Fees and Charges Carried Forward	2,281,250	2,290,350	3,143,135	3,077,100

Head 07 - OTHER NON-TAX REVENUE

	Sub-Head / Receiver / Item / Sub-Item	2009 Actual	2010 Estimates	2010 Revised Estimates	2011 Estimates
		$	$	$	$
01	Administrative Fees and Charges - Brought Forward	2,281,250	2,290,350	3,143,135	3,077,100
004	Renewal Fee for Testing Station (Ch. 48:50)	2,000	3,000	-	3,000
005	Examiner Certificate Fee (Ch. 48:50)	-	-	-	-
006	Renewal of Examiner Certificate Fee (Ch. 48:50)	-	-	-	-
		15,700	17,000	5,200	13,000
	Sub-Head Total	2,283,250	2,293,350	3,143,135	3,080,100
02	Fines and Forfeitures				
AM1	PERMANENT SECRETARY MINISTRY OF ARTS AND MULTICULTURALISM				
001	Penalties and Fines National Library & Information Services (NALIS) Formerly Central Library	4,467	-	3,000	3,500
FN3	COMPTROLLER OF CUSTOMS AND EXCISE MINISTRY OF FINANCE				
001	Fines and Seizures (Ch. 78:50)(Ch. 78:01)	20,000	20,000	9,000	20,000
JM1	CHIEF MAGISTRATE JUDICIARY - MAGISTRACY				
001	Magistrates' Courts (Chap 4:20)	1,000,000	1,000,000	1,000,000	1,000,000
002	Petty Civil Courts (Chap 4:21)	-	-	-	-
003	Poundage Fees (Chap 67:03)	2,000	2,000	1,000	2,000
004	Miscellaneous	-	-	-	-
005	Motor Vehicle and Road Traffic (Fixed Penalty) (Amendment)Regulation,1984(Ticket System) (Chap 48:52)	490,000	500,000	630,000	630,000
		1,492,000	1,502,000	1,631,000	1,632,000
JS1	REGISTRAR JUDICIARY - SUPREME COURT				
002	Poundage Fees	-	-	-	-
NS2	CHIEF IMMIGRATION OFFICER MINISTRY OF NATIONAL SECURITY				
001	Fines (Chap 18:01)	2,000	2,000	-	2,000
	Fines and Forfeitures Carried Forward	1,518,467	1,524,000	1,643,000	1,657,500

Head 07 - OTHER NON-TAX REVENUE

	Sub-Head / Receiver / Item / Sub-Item	2009 Actual	2010 Estimates	2010 Revised Estimates	2011 Estimates
		$	$	$	$
02	Fines and Forfeitures - Brought Forward	1,518,467	1,524,000	1,643,000	1,657,500
WT2	TRANSPORT COMMISSIONER MINISTRY OF WORKS AND TRANSPORT				
001	Fines - Late Registration of Transfer (Used Motor Vehicles) (Ch. 48:50)	7,500	8,000	12,000	12,000
002	Penalty-Late Renewal of Driving Permits (Ch. 48:50)	120,000	120,000	140,000	140,000
		127,500	128,000	152,000	152,000
	Sub-Head Total	1,645,967	1,652,000	1,795,000	1,809,500
04	Non-Industrial Sales				
EB1	CHIEF ELECTION OFFICER ELECTIONS AND BOUNDARIES COMMISSION				
001	Electoral - Sale of Lists (Chap 2:01)	840	900	950	950
002	Electoral - Sale of I.D. Cards and Loss of Original	200	-	170	-
003	Electoral - Sale of Maps (Chap 2:01)	470	500	250	500
004	Electoral - Sale of Reports (Chap 2:01)	550	550	1,800	900
		2,060	1,950	3,170	2,350
FN3	COMPTROLLER OF CUSTOMS AND EXCISE MINISTRY OF FINANCE				
001	Sale of Spirits Stock Books	400	400	400	400
002	Sale of Certificate Books (Spirit Removal)	7,600	10,000	9,000	10,000
		8,000	10,400	9,400	10,400
FP1	PERMANENT SECRETARY MINISTRY OF FOOD PRODUCTION, LAND AND MARINE AFFAIRS				
012	Chaguaramas Agricultural Development Project	200	450	-	450
016	Sale of Drugs	50	150	150	150
		250	600	150	600
PU1	PERMANENT SECRETARY MINISTRY OF PUBLIC UTILITIES				
001	Printing and Stationery	7,500	7,500	10,000	10,000
	Non-Industrial Sales Carried Forward	17,810	20,450	22,720	23,350

Head 07 - OTHER NON-TAX REVENUE

	Sub-Head / Receiver / Item / Sub-Item	2009 Actual	2010 Estimates	2010 Revised Estimates	2011 Estimates
		$	$	$	$
04	Non-Industrial Sales - Brought Forward	17,810	20,450	22,720	23,350
WT2	TRANSPORT COMMISSIONER MINISTRY OF WORKS AND TRANSPORT				
002	Sale of Inspection Stickers (Ch. 48:50)	15,000	25,000	7,300	12,000
	Sub-Head Total	32,810	45,450	30,020	35,350
06	Other (Miscellaneous)				
FN1	COMPTROLLER OF ACCOUNTS MINISTRY OF FINANCE				
002	Recoveries of Overpayments relating to previous years (Chap 69:01)	4,000	15,000	10,500	10,500
005	Life Insurance Companies Salary Deduction Plan	3,100	3,100	4,300	4,000
008	Telephone, Telegram and Cablegram Charges	40	100	25	100
010	Sundry	200	700	400	400
		7,340	18,900	15,225	15,000
JM1	CHIEF MAGISTRATE JUDICIARY - MAGISTRACY				
001	Costs Recovered	-	-	-	-
WT3	DIRECTOR MARITIME SERVICES MINISTRY OF WORKS AND TRANSPORT				
001	Overtime to Maritime Services Division	1,400	1,500	800	1,500
002	Navigational Aids Dues (formerly Operation and Maintenance of Navigational Aids)	24,000	28,500	25,500	25,500
003	Surveys and Examinations	100	1,100	1,100	1,100
		25,500	31,100	27,400	28,100
	Sub-Head Total	32,840	50,000	42,625	43,100

Head 08 - REPAYMENT OF PAST LENDING

Sub-Head / Receiver / Item / Sub-Item		2009 Actual	2010 Estimates	2010 Revised Estimates	2011 Estimates
		$	$	$	$
04	Repayment of Loans by other Enterprises	-	-	-	-
	Total	-	-	-	-

Estimates 2011 ... ... -
Revised Estimates 2010 ... ... -

Nil

Sub-Head / Receiver / Item / Sub-Item		2009 Actual	2010 Estimates	2010 Revised Estimates	2011 Estimates
		$	$	$	$
FN1	COMPTROLLER OF ACCOUNTS MINISTRY OF FINANCE				
002	Loans to Students	-	-	-	-
	Sub-Head Total	-	-	-	-

APPENDIX A –RECEIVERS OF REVENUE AND CODES

RECEIVERS OF REVENUE AND CODES

		HEAD/SUB HEAD/ITEM
AG1	ASSISTANT AUDITOR GENERAL AUDITOR GENERAL DEPARTMENT	07/06(001-010)
AL1	PERMANENT SECRETARY MINISTRY OF AGRICULTURE, LAND AND MARINE RESOURCES	
AL2	DIRECTOR OF SURVEYS MINISTRY OF AGRICULTURE, LAND AND MARINE RESOURCES	
AL3	COMMISSIONER OF STATE LANDS MINISTRY OF AGRICULTURE, LAND AND MARINE RESOURCES	
AM1	PERMAMENT SECRETARY MINISTRY OF THE ARTS AND MULTICULTURALISM	07/01(001) 07/02(001)
AT4	CHIEF STATE SOLICITOR MINISTRY OF THE ATTORNEY GENERAL	07/01(001-004) 07/06(001)
AT5	PERMANENT SECRETARY MINISTRY OF THE ATTORNEY GENERAL	07/06(001)
CD1	PERMANENT SECRETARY MINISTRY OF COMMUNITY DEVELOPMENT	06/01(001) 07/04(001-002) 07/06(002)
EB1	CHIEF ELECTION OFFICER ELECTIONS AND BOUNDARIES COMMISSION	07/01(001) 07/04(001-004)
ED1	PERMANENT SECRETARY MINISTRY OF EDUCATION	06/01(001) 07/01(001-016) 07/06(001)
EN1	PERMANENT SECRETARY MINISTRY OF ENERGY AND ENERGY AFFAIRS	03/06(001-017) 06/03(001-003) 06/06(001) 07/01(001-018) 07/04(001) 07/06(001-003)

Receivers of Revenue should note that items shown give the range of items under their jurisdiction. Reference should be made to the details under the Heads of Revenue for their specific item/s.

RECEIVERS OF REVENUE AND CODES

		HEAD/SUB HEAD/ITEM
FA1	PERMANENT SECRETARY MINISTRY OF FOREIGN AFFAIRS	07/01(002-004) 07/06(001)
FN1	COMPTROLLER OF ACCOUNTS MINISTRY OF FINANCE	06/02(001-004) 06/04(001) 06/05(001) 07/01(001) 07/02(001) 07/03(001-009) 07/04(001-002) 07/06(001-025) 08/03(002-027) 08/04(013-015) 08/06(006-014) 08/07(001) 09/02(001) 09/07(001) 09/09(001) 09/10(001-003) 09/11(001) 09/12(001) 10/01-02
FN2	CHAIRMAN BOARD OF INLAND REVENUE MINISTRY OF FINANCE	01/01-09 02/03(001) 03/05(001-003) 03/06(001-021) 03/07(001) 05/01 07/01(001-003) 09/10(002)
FN3	COMPTROLLER OF CUSTOMS AND EXCISE MINISTRY OF FINANCE	03/01(001) 03/02(001-007) 03/04(001-038) 03/05(001) 03/06(003-004) 03/08(001-002) 04/01(001-005) 04/02(001-003) 07/01(001-003) 07/02(001) 07/04(001-004) 07/06(001)

Receivers of Revenue should note that items shown give the range of items under their jurisdiction. Reference should be made to the details under the Heads of Revenue for their specific item/s.

RECEIVERS OF REVENUE AND CODES

		HEAD/SUB HEAD/ITEM
FN4	SUPERVISOR OF INSURANCE MINISTRY OF FINANCE	07/01(002)
FN5	PERMANENT SECRETARY MINISTRY OF FINANCE (INVESTMENT DIVISION)	06/04(002) 06/05(001) 07/06(002)
FN6	PERMANENT SECRETARY MINISTRY OF FINANCE	07/02(001)
FP1	PERMANENT SECRETARY MINISTRY OF FOOD PRODUCTION, LAND AND MARINE AFFAIRS	03/06(001) 07/01(001-008) 07/04(001-021)
FP2	COMMISSIONER STATE LANDS MINISTRY OF FOOD PRODUCTION, LAND AND MARINE AFFAIRS	06/01(001-006) 06/06(001-004) 07/01(001-007) 09/02(001)
FP3	DIRECTOR OF SURVEYS MINISTRY OF FOOD PRODUCTION, LAND AND MARINE AFFAIRS	07/04(001-004)
HE1	PERMANENT SECRETARY MINISTRY OF HEALTH	03/06(002-006) 07/01(002-009) 07/04(003)
HS1	PERMANENT SECRETARY MINISTRY OF HOUSING AND THE ENVIRONMENT	03/06(001-006) 06/06(003-004) 07/01(001-002) 07/04(001-003) 07/06(001) 08/03(003) 09/02(001)
IC1	REGISTRAR INDUSTRIAL COURT	07/02(001) 07/04(001)

Receivers of Revenue should note that items shown give the range of items under their jurisdiction. Reference should be made to the details under the Heads of Revenue for their specific item/s.

RECEIVERS OF REVENUE AND CODES

		HEAD/SUB HEAD/ITEM
IN1	PERMANENT SECRETARY MINISTRY OF INFORMATION	
JM1	CHIEF MAGISTRATE JUDICIARY - MAGISTRACY	03/04(001-002) 03/06(001-010) 07/01(001-004) 07/02(001-005) 07/06(001)
JS1	REGISTRAR JUDICIARY - SUPREME COURT	03/06(001) 07/01(001-004) 07/02(001-002) 07/04(001)
LA1	REGISTRAR GENERAL MINISTRY OF LEGAL AFFAIRS	07/01(001-004)
LA2	CONTROLLER, INTELLECTUAL PROPERTY OFFICE MINISTRY OF LEGAL AFFAIRS	07/01(001)
LA3	PERMANENT SECRETARY MINISTRY OF LEGAL AFFAIRS	07/01(001-002) 07/04(001)
LE1	PERMANENT SECRETARY MINISTRY OF LABOUR, SMALL AND MICRO ENTERPRISE DEVELOPMENT	07/01(001-003)
LG1	PERMANENT SECRETARY MINISTRY OF LOCAL GOVERNMENT	07/01(001)
NS1	PERMANENT SECRETARY MINISTRY OF NATIONAL SECURITY	07/01(001-008) 07/04(001)

Receivers of Revenue should note that items shown give the range of items under their jurisdiction. Reference should be made to the details under the Heads of Revenue for their specific item/s.

RECEIVERS OF REVENUE AND CODES

		HEAD/SUB HEAD/ITEM
NS2	CHIEF IMMIGRATION OFFICER MINISTRY OF NATIONAL SECURITY	03/06(001) 07/01(001-007) 07/02(001) 07/06(001)
NS3	COMMISSIONER OF POLICE MINISTRY OF NATIONAL SECURITY	03/06(001) 07/01(001-004)
NS4	CHIEF FIRE OFFICER MINISTRY OF NATIONAL SECURITY	07/01(001-002) 07/02(001)
NS5	COMMISSIONER OF PRISONS MINISTRY OF NATIONAL SECURITY	07/02(001)
PA1	PERMANENT SECRETARY MINISTRY OF PUBLIC ADMINISTRATION	07/01(001) 07/06(001)
PA3	PERMANENT SECRETARY MINISTRY OF PUBLIC ADMINISTRATION	06/01(001-003) 06/06(001) 09/02(001-002)
PH1	PERMANENT SECRETARY MINISTRY OF HOUSING AND THE ENVIRONMENT	
PL1	PERMANENT SECRETARY MINISTRY OF PLANNING, ECONOMIC AND SOCIAL RESTRUCTURING AND GENDER AFFAIRS	07/04(002)
PL2	DIRECTOR OF STATISTICS MINISTRY OF PLANNING,ECONOMIC AND SOCIAL RESTRUCTURING AND GENDER AFFIARS	07/01(001-002)
PM1	PERMANENT SECRETARY OFFICE OF THE PRIME MINISTER	07/01(002)
PU1	PERMANENT SECRETARY MINISTRY OF PUBLIC UTILITIES	03/06(007) 07/01(003-005) 07/04(001) 07/06(001-002)

Receivers of Revenue should note that items shown give the range of items under their jurisdiction. Reference should be made to the details under the Heads of Revenue for their specific item/s.

RECEIVERS OF REVENUE AND CODES

		HEAD/SUB HEAD/ITEM
R01	REVENUE OFFICER V ST GEORGE WEST MINISTRY OF FINANCE	02/01(001)
R02	REVENUE OFFICER IV ST GEORGE EAST MINISTRY OF FINANCE	02/01(001)
R03	REVENUE OFFICER IV CARONI / CHAGUANAS MINISTRY OF FINANCE	02/01(001)
R04	REVENUE OFFICER IV ST ANDREW/ ST DAVID MINISTRY OF FINANCE	02/01(001)
R05	REVENUE OFFICER IV ST PATRICK MINISTRY OF FINANCE	02/01(001)
R06	REVENUE OFFICER IV NARIVA / MAYARO MINISTRY OF FINANCE	02/01(001)
R07	REVENUE OFFICER IV VICTORIA MINISTRY OF FINANCE	02/01(001)
R08	REVENUE OFFICER IV TOBAGO	02/01(001)
SC1	DIRECTOR OF PERSONNEL ADMINISTRATION SERVICE COMMISSIONS DEPARTMENT	07/01(001-002)
ST1	PERMANENT SECRETARY MINISTRY OF SCIENCE, TECHNOLOGY AND TERTIARY EDUCATION	07/01(001-003)
SY1	PERMANENT SECRETARY MINISTRY OF SPORT AND YOUTH AFFAIRS	06/01(001-016) 07/01(001) 07/04(001-004)
TA1	REGISTRAR TAX APPEAL BOARD	07/01(001) 07/04(001)

Receivers of Revenue should note that items shown give the range of items under their jurisdiction. Reference should be made to the details under the Heads of Revenue for their specific item/s.

RECEIVERS OF REVENUE AND CODES

		HEAD/SUB HEAD/ITEM
TR1	PERMANENT SECRETARY MINISTRY OF TRADE AND INDUSTRY	03/03(001-003) 03/06(001-002) 06/01(001) 07/01(001)
WT1	PERMANENT SECRETARY MINISTRY OF WORKS AND TRANSPORT	07/01(002) 07/06(001)
WT2	TRANSPORT COMMISSIONER MINISTRY OF WORKS AND TRANSPORT	03/05(001-036) 07/01(001-006) 07/02(001-002) 07/04(001-002)
WT3	DIRECTOR MARITIME SERVICES MINISTRY OF WORKS AND TRANSPORT	03/06(001-008) 06/01(001) 07/01(001) 07/02(001) 07/04(001-002) 07/06(001-004)

Receivers of Revenue should note that items shown give the range of items under their jurisdiction. Reference should be made to the details under the Heads of Revenue for their specific item/s.