



**REPUBLIC OF
TRINIDAD AND TOBAGO**

DRAFT ESTIMATES

OF REVENUE FOR THE

FINANCIAL YEAR

2010

CONTENTS

ESTIMATES OF REVENUE FOR THE FINANCIAL YEAR, 2010

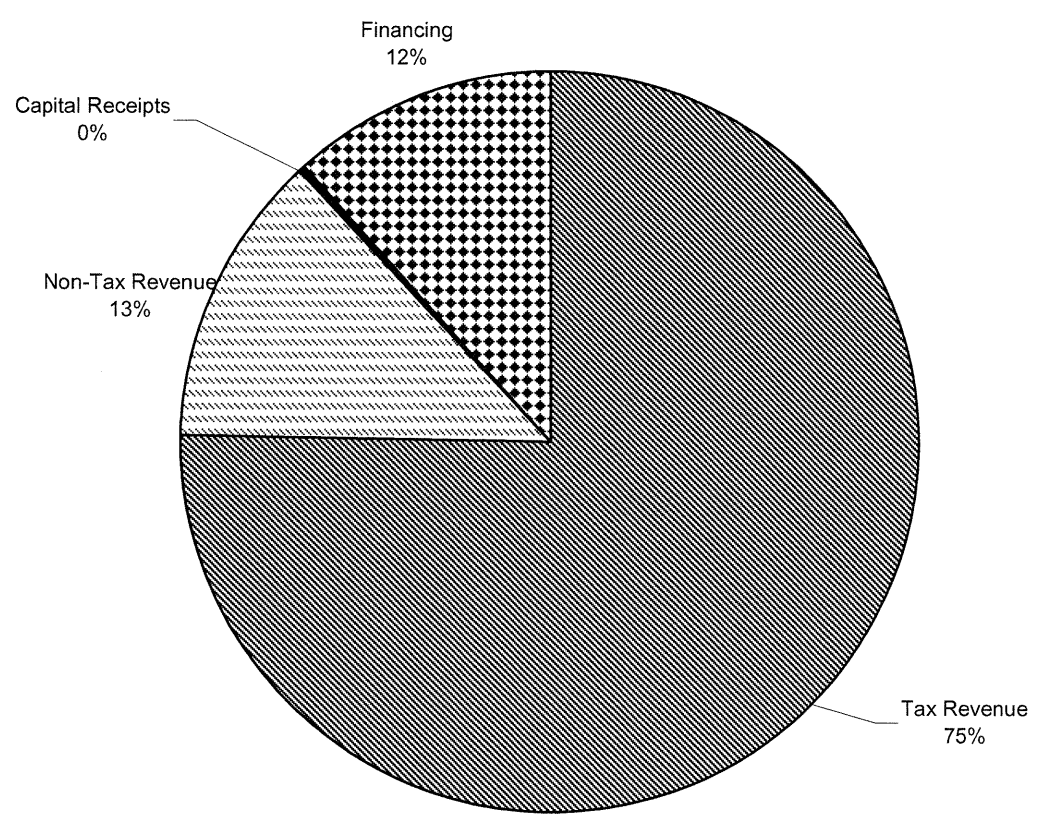
ABSTRACTS	PAGE
Financial Statement 2010 and Comparative Statements, 2009 (Original and Revised Estimates) and 2008 Actual.....iv	
Abstract of the Estimated Revenue for the Financial year ending 30 September 2010..... v	
Revised Estimates of Revenue for 2009 and Actual Revenue 2008	
Revenue 2010 by classificationvi	
Abstract of the Estimated Tax Revenue for the Financial year ending 30 September 2010vii	
Revised Estimates of Revenue for 2009 and Actual Revenue 2008	
Abstract of the Estimated Non-Tax Revenue for the Financial year ending 30 September 2010viii	
Revised Estimates of Revenue for 2009 and Actual Revenue 2008	
Abstract of the Estimated Capital Receipts for the Financial year ending 30 September 2010.....ix	
Revised Estimates of Revenue for 2009 and Actual Revenue 2008	
Abstract of the Estimated Financing for the Financial year ending 30 September 2010.....x	
Revised Estimates of Revenue for 2009 and Actual Revenue 2008	
 HEADS OF REVENUE	
01. Taxes on Income and Profits 1	
02. Taxes on Property..... 2	
03. Taxes on Goods and Services 4	
04. Taxes on International Trade.....13	
05. Other Taxes.....15	
06. Property Income.....16	
07. Other Non-Tax Revenue..... 23	
08. Repayment of Past Lending.....43	
09. Capital Revenue.....46	
10. Borrowing.....50	
Abstract of the Estimated Revenue for Tobago for the Financial year ending 30 September 2010	
Revised Estimates of Revenue for 2009 and Actual Revenue 2008	
 TOBAGO HEADS OF REVENUE (Included in main Revenue Estimates)	
01. Taxes on Income and Profits51	
02. Taxes on Property.....52	
03. Taxes on Goods and Services.....53	
04. Taxes on International Trade.....59	
05. Other Taxes.....60	
06. Property Income.....61	
07. Other Non-Tax Revenue.....63	
08. Repayment of Past Lending.....70	
 APPENDIX	
A – Receivers of Revenue and Codes..... 72	

ESTIMATES, TRINIDAD & TOBAGO, FOR 2010

Abstract of Estimated Revenue for the financial year ending 30 September 2010, Revised Estimates of Revenue, 2009 and Actual Revenue, 2008

Head	2008 Actual	2009 Estimates	2009 Revised Estimates	2010 Estimates
	\$	\$	\$	\$
TAX REVENUE				
01. TAXES ON INCOME AND PROFITS	38,926,716,255	28,479,349,730	22,276,149,759	20,055,614,000
02. TAXES ON PROPERTY	83,765,689	75,650,000	72,768,000	325,000,000
03. TAXES ON GOODS AND SERVICES	7,738,909,726	9,569,104,248	6,232,171,540	8,140,020,970
04. TAXES ON INTERNATIONAL TRADE	2,171,922,507	2,506,550,625	1,850,322,601	2,002,374,175
05. OTHER TAXES	350,451,535	348,000,000	180,500,000	180,500,000
TOTAL TAX REVENUE	49,271,765,712	40,978,654,603	30,611,911,900	30,703,509,145
NON-TAX REVENUE				
06. PROPERTY INCOME	4,427,498,100	6,149,340,663	5,392,630,805	4,573,131,298
07. OTHER NON-TAX REVENUE	592,600,478	897,672,180	879,336,413	637,947,750
08. REPAYMENT OF PAST LENDING	23,456,095	21,261,625	18,830,190	19,277,130
TOTAL NON-TAX REVENUE	5,043,554,673	7,068,274,468	6,290,797,408	5,230,356,178
SUB-TOTAL	54,315,320,385	48,046,929,071	36,902,709,308	35,933,865,323
CAPITAL RECEIPTS				
09. CAPITAL REVENUE	37,589,517	26,036,300	43,633,593	22,365,350
TOTAL CAPITAL RECEIPTS	37,589,517	26,036,300	43,633,593	22,365,350
SUB-TOTAL	54,352,909,902	48,072,965,371	36,946,342,901	35,956,230,673
FINANCING				
10. BORROWING	1,201,871,236	3,592,420,000	2,506,536,132	4,793,810,000
12. DEBT FINANCING	-	-	-	-
TOTAL FINANCING	1,201,871,236	3,592,420,000	2,506,536,132	4,793,810,000
GRAND TOTAL	55,554,781,138	51,665,385,371	39,452,879,033	40,750,040,673

REVENUE 2010 BY CLASSIFICATION

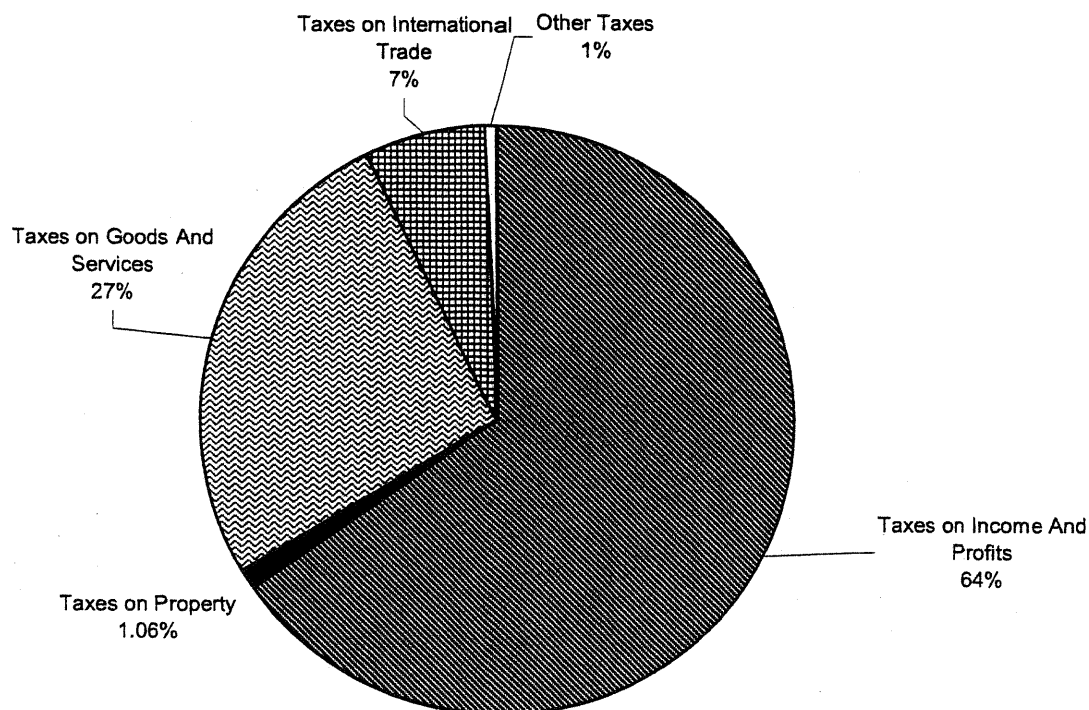


ESTIMATES, TRINIDAD & TOBAGO, FOR 2010

Abstract of Estimated TAX REVENUE for the financial year ending 30 September 2010, Revised Estimates of Revenue, 2009 and Actual Revenue, 2008

Head	2008 Actual	2009 Estimates	2009 Revised Estimates	2010 Estimates
	\$	\$	\$	\$
TAX REVENUE				
01. TAXES ON INCOME AND PROFITS	38,926,716,255	28,479,349,730	22,276,149,759	20,055,614,000
02. TAXES ON PROPERTY	83,765,689	75,650,000	72,768,000	325,000,000
03. TAXES ON GOODS AND SERVICES	7,738,909,726	9,569,104,248	6,232,171,540	8,140,020,970
04. TAXES ON INTERNATIONAL TRADE	2,171,922,507	2,506,550,625	1,850,322,601	2,002,374,175
05. OTHER TAXES	350,451,535	348,000,000	180,500,000	180,500,000
TOTAL TAX REVENUE	49,271,765,712	40,978,654,603	30,611,911,900	30,703,509,145

TAX REVENUE 2010

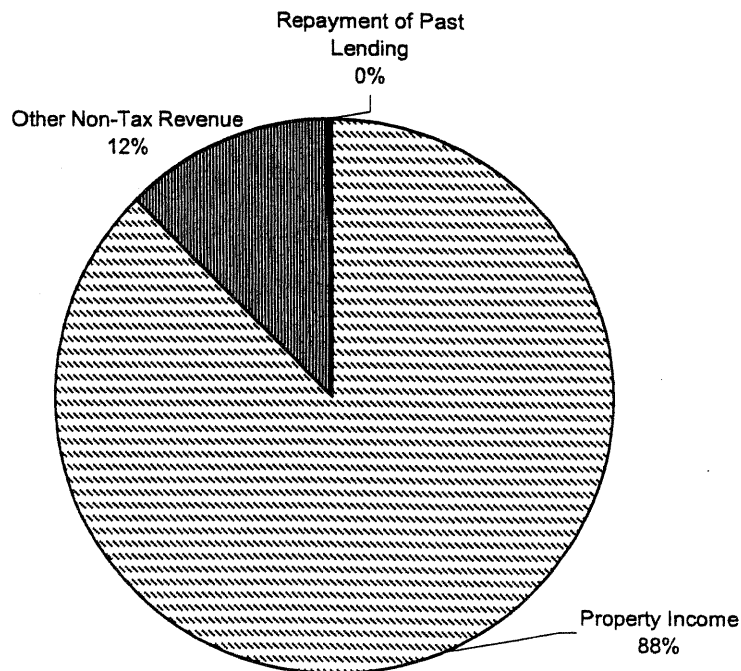


ESTIMATES, TRINIDAD & TOBAGO, FOR 2010

Abstract of Estimated NON-TAX REVENUE for the financial year ending 30 September 2010, Revised Estimates of Revenue, 2009 and Actual Revenue, 2008

Head	2008 Actual	2009 Estimates	2009 Revised Estimates	2010 Estimates
	\$	\$	\$	\$
NON-TAX REVENUE				
06. PROPERTY INCOME	4,427,498,100	6,149,340,663	5,392,630,805	4,573,131,298
07. OTHER NON-TAX REVENUE	592,600,478	897,672,180	879,336,413	637,947,750
08. REPAYMENT OF PAST LENDING	23,456,095	21,261,625	18,830,190	19,277,130
TOTAL NON-TAX REVENUE	5,043,554,673	7,068,274,468	6,290,797,408	5,230,356,178
SUB-TOTAL	54,315,320,385	48,046,929,071	36,902,709,308	35,933,865,323

NON-TAX REVENUE 2010



ESTIMATES, TRINIDAD & TOBAGO, FOR 2010

Abstract of Estimated CAPITAL RECEIPTS for the financial year ending 30 September 2010, Revised Estimates of Revenue, 2009 and Actual Revenue, 2008

Head	2008 Actual	2009 Estimates	2009 Revised Estimates	2010 Estimates
	\$	\$	\$	\$
CAPITAL RECEIPTS				
09. CAPITAL REVENUE	37,589,517	26,036,300	43,633,593	22,365,350
TOTAL CAPITAL RECEIPTS	37,589,517	26,036,300	43,633,593	22,365,350
SUB-TOTAL	54,352,909,902	48,072,965,371	36,946,342,901	35,956,230,673

ESTIMATES, TRINIDAD & TOBAGO, FOR 2010

Abstract of Estimated FINANCING for the financial year ending 30 September 2010, Revised Estimates of Revenue, 2009 and Actual Revenue, 2008

Head	2008 Actual	2009 Estimates	2009 Revised Estimates	2010 Estimates
	\$	\$	\$	\$
FINANCING				
10. BORROWING	1,201,871,236	3,592,420,000	2,506,536,132	4,793,810,000
12. DEBT FINANCING	-	-	-	-
TOTAL FINANCING	1,201,871,236	3,592,420,000	2,506,536,132	4,793,810,000
GRAND TOTAL	55,554,781,138	51,665,385,371	39,452,879,033	40,750,040,673

Trinidad and Tobago
Head 01 - TAXES ON INCOME AND PROFITS

Sub-Head / Receiver / Item / Sub-Item		2008 Actual	2009 Estimates	2009 Revised Estimates	2010 Estimates
		\$	\$	\$	\$
FN2	CHAIRMAN BOARD OF INLAND REVENUE MINISTRY OF FINANCE				
01	Oil Companies	25,657,288,776	16,094,586,343	11,693,998,759	8,983,461,000
02	Other Companies	7,644,100,083	7,069,991,185	5,111,819,000	5,368,700,000
03	Individuals	4,291,053,481	4,009,754,000	3,969,753,000	4,172,200,000
04	Withholding Tax	887,150,631	898,764,000	1,114,850,000	1,137,147,000
05	Insurance Surrender Tax	18,739,198	19,552,000	19,060,000	21,886,000
06	National Recovery Impost	2,394	-	-	-
07	Business Levy	232,718,897	197,531,000	188,315,000	192,082,000
09	Health Surcharge	195,662,795	189,171,202	178,354,000	180,138,000
Total		38,926,716,255	28,479,349,730	22,276,149,759	20,055,614,000

Estimates 2010	20,055,614,000
Revised Estimates 2009	22,276,149,759
Decrease	<u>2,220,535,759</u>

Trinidad and Tobago
Head 02 - TAXES ON PROPERTY

Sub-Head / Receiver / Item / Sub-Item		2008 Actual	2009 Estimates	2009 Revised Estimates	2010 Estimates
01	Lands and Buildings Taxes	\$ 83,765,689	\$ 75,650,000	\$ 72,768,000	\$ 325,000,000
02	Estate and Succession Duties	-	-	-	-
Total		83,765,689	75,650,000	72,768,000	325,000,000

Estimates 2010	325,000,000
Revised Estimates 2009	72,768,000
Increase	<u>252,232,000</u>

Sub-Head / Receiver / Item / Sub-Item		2008 Actual	2009 Estimates	2009 Revised Estimates	2010 Estimates
01	Lands and Buildings Taxes	\$	\$	\$	\$
R01	REVENUE OFFICER V ST GEORGE WEST MINISTRY OF FINANCE				
001	Lands and Buildings Taxes (Ch. 76:04)	12,874,007	13,000,000	12,000,000	55,900,000
R02	REVENUE OFFICER IV ST GEORGE EAST MINISTRY OF FINANCE				
001	Lands and Buildings Taxes (Ch. 76:04)	8,826,743	8,700,000	7,850,000	35,425,000
R03	REVENUE OFFICER IV CARONI / CHAGUANAS MINISTRY OF FINANCE				
001	Lands and Buildings Taxes	39,231,824	30,000,000	33,000,000	142,025,000
	Lands and Buildings Taxes Carried Forward	60,932,574	51,700,000	52,850,000	233,350,000

Trinidad and Tobago
Head 02 - TAXES ON PROPERTY

Sub-Head / Receiver / Item / Sub-Item		2008 Actual	2009 Estimates	2009 Revised Estimates	2010 Estimates
01	Lands and Buildings Taxes - Brought Forward	\$ 60,932,574	\$ 51,700,000	\$ 52,850,000	\$ 233,350,000
R04	REVENUE OFFICER IV ST ANDREW/ ST DAVID MINISTRY OF FINANCE				
001	Lands and Buildings Taxes	3,825,537	3,900,000	3,044,000	14,625,000
R05	REVENUE OFFICER IV ST PATRICK MINISTRY OF FINANCE				
001	Lands and Buildings Taxes	4,749,532	4,550,000	4,700,000	20,150,000
R06	REVENUE OFFICER IV NARIVA / MAYARO MINISTRY OF FINANCE				
001	Lands and Buildings Taxes	2,555,109	2,200,000	2,174,000	9,425,000
R07	REVENUE OFFICER IV VICTORIA MINISTRY OF FINANCE				
001	Lands and Buildings Taxes	7,108,260	8,500,000	5,900,000	27,950,000
R08	REVENUE OFFICER IV TOBAGO				
001	Lands and Buildings Taxes	4,594,677	4,800,000	4,100,000	19,500,000
	Sub-Head Total	83,765,689	75,650,000	72,768,000	325,000,000

Trinidad and Tobago
Head 03 - TAXES ON GOODS AND SERVICES

Sub-Head / Receiver / Item / Sub-Item		2008 Actual	2009 Estimates	2009 Revised Estimates	2010 Estimates
		\$	\$	\$	\$
01	Purchase Tax	37,995	120,000	-	120,000
02	Excise Duties	650,374,515	704,875,000	635,275,000	731,675,000
03	Betting and Entertainment Taxes	14,197,750	35,657,323	25,088,500	12,244,370
04	Liquor & Miscellaneous Business Licences & Fees	10,268,719	9,976,650	9,151,675	9,289,075
05	Motor Vehicles Taxes and Duties (Chap. 48:50)	369,523,111	826,850,850	273,925,770	351,900,350
06	Other	304,505,271	290,684,425	278,015,595	283,077,175
07	Value Added Tax	6,389,080,879	7,700,000,000	5,009,000,000	6,750,000,000
08	Alcohol and Tobacco Taxes	921,486	940,000	1,715,000	1,715,000
Total		7,738,909,726	9,569,104,248	6,232,171,540	8,140,020,970

Estimates 2010	8,140,020,970
Revised Estimates 2009	6,232,171,540
Increase	<u>1,907,849,430</u>

Sub-Head / Receiver / Item / Sub-Item		2008 Actual	2009 Estimates	2009 Revised Estimates	2010 Estimates
		\$	\$	\$	\$
01	Purchase Tax				
FN3	COMPTROLLER OF CUSTOMS AND EXCISE MINISTRY OF FINANCE				
001	Purchase Tax (Ch. 77:01)	37,995	120,000	-	120,000
Sub-Head Total		37,995	120,000	-	120,000

Trinidad and Tobago

Head 03 - TAXES ON GOODS AND SERVICES

Sub-Head / Receiver / Item / Sub-Item		2008 Actual	2009 Estimates	2009 Revised Estimates	2010 Estimates
02	<u>Excise Duties</u>	\$	\$	\$	\$
FN3	COMPTROLLER OF CUSTOMS AND EXCISE MINISTRY OF FINANCE				
001	Rum and Spirits (Ch. 78:50)	145,264,360	155,000,000	140,000,000	165,700,000
002	Beer Duty (Chap. 78:50)	187,854,121	206,000,000	182,100,000	216,300,000
003	Oil (Petrol)(Chap. 78:50)	96,493,934	100,000,000	94,500,000	96,000,000
006	Cigarettes (Ch. 78:50)	219,216,325	242,200,000	217,000,000	252,000,000
007	Malta Beverage (Ch. 78:50)	1,545,775	1,675,000	1,675,000	1,675,000
	Sub-Head Total	650,374,515	704,875,000	635,275,000	731,675,000
03	<u>Betting and Entertainment Taxes</u>				
TR1	PERMANENT SECRETARY MINISTRY OF TRADE AND INDUSTRY				
001	Tote and Forecast (Chap. 11:19)	2,985,500	9,895,717	6,685,500	3,941,400
003	Betting Office Levy (Ch. 11:19)	11,212,250	25,761,606	18,403,000	8,302,970
	Sub-Head Total	14,197,750	35,657,323	25,088,500	12,244,370
04	<u>Liquor & Miscellaneous Business Licences & Fees</u>				
FN3	COMPTROLLER OF CUSTOMS AND EXCISE MINISTRY OF FINANCE				
001	Spirit Retailers, Port-of-Spain (Ch. 84:10)	323,125	325,000	309,000	309,000
002	Spirit Retailers, San Fernando (Ch. 84:10)	220,837	190,000	200,000	200,000
003	Spirit Retailers, Towns (Ch. 84:10)	348,469	358,000	332,000	336,000
004	Spirit Retailers, Elsewhere (Ch. 84:10)	2,167,719	2,127,000	2,047,000	2,050,000
005	Spirit Grocers, Port-of-Spain (Ch. 84:10)	333,900	380,000	336,800	350,000
006	Spirit Grocers, San Fernando (Ch. 84:10)	153,112	142,000	168,000	168,000
007	Spirit Grocers, Elsewhere (Ch. 84:10)	1,086,788	1,024,000	873,600	961,000
008	Spirit Dealers (Ch. 84:10)	77,625	68,200	79,000	79,000
009	Special Hotel up to 15 bedrooms (Ch. 84:10)	186,750	200,000	167,000	170,000
	Liquor & Miscellaneous Business Licences & Fees Carried Forward	4,898,325	4,814,200	4,512,400	4,623,000

Trinidad and Tobago
Head 03 - TAXES ON GOODS AND SERVICES

Sub-Head / Receiver / Item / Sub-Item		2008 Actual	2009 Estimates	2009 Revised Estimates	2010 Estimates
04	Liquor & Miscellaneous Business Licences & Fees - Brought Forward	\$ 4,898,325	\$ 4,814,200	\$ 4,512,400	\$ 4,623,000
010	Special Hotel, 16-49 bedrooms (Ch. 84:10)	191,250	146,250	107,000	108,000
011	Special Hotel, 50-150 bedrooms (84:10)	105,750	100,000	54,000	60,000
012	Special Hotel, more than 150 bedrooms (Ch. 84:10)	33,750	31,500	36,000	36,000
013	Hotel Spirit, up to 15 bedrooms (Ch. 84:10)	20,250	27,000	18,000	20,000
014	Hotel Spirit, 16-49 bedrooms (Ch. 84:10)	6,750	6,750	6,750	6,750
015	Hotel Spirit, 50-150 bedrooms (84:10)	2,250	2,250	2,250	2,250
016	Hotel Spirit, more than 150 bedrooms (Ch. 84:10)	-	-	-	-
017	Restaurant, Port-of-Spain (Ch. 84:10)	25,875	23,650	15,750	17,000
018	Restaurant, San Fernando (Ch. 84:10)	54,000	56,000	47,250	49,000
019	Restaurant, Elsewhere (Ch. 84:10)	293,063	297,000	276,000	276,000
020	Special Restaurant, Port-of-Spain (Ch. 84:10)	500,906	513,000	499,000	500,000
021	Special Restaurant, San Fernando (Ch. 84:10)	602,310	558,000	540,000	540,000
022	Special Restaurant, Elsewhere (Ch. 84:10)	1,835,523	1,742,000	1,607,000	1,610,000
023	Night Bar, Port-of-Spain (Ch. 84:10)	-	-	-	-
024	Night Bar, San Fernando (Ch. 84:10)	-	-	-	-
025	Night Bar, Elsewhere (Ch. 84:10)	9,000	4,500	2,250	4,500
026	Wine Retailers, Port-of-Spain (Ch. 84:10)	33,749	34,900	31,500	34,900
027	Wine Retailers, San Fernando (Ch. 84:10)	9,000	9,000	5,625	9,000
028	Wine Retailers, Elsewhere (Ch. 84:10)	28,438	25,000	40,800	25,000
029	Wine Merchants (Ch. 84:10)	7,087	6,200	14,225	7,000
030	Distillers (Chap. 87: 54)	5,000	5,000	5,000	5,000
031	Still Dealers (Ch. 87: 54)	50	2,025	100	100
032	Compounders (Ch. 87: 54)	2,250	2,500	2,250	2,250
033	Methylated Spirits (Chap. 87: 54)	1,600	1,250	1,500	1,500
034	Medicinal Spirits (Chap. 87: 54)	50	75	75	75
035	Vinegar Manufacturers (Chap. 87: 54)	500	750	500	500
036	Bay Rum and Perfumed Spirits (Chap. 87: 54)	1,000	1,250	1,250	1,250
037	Brewers (Chap. 87: 52)	4,000	4,000	4,000	4,000
038	Clubs (Chap. 21: 01)	964,000	930,000	825,200	850,000
		9,635,726	9,344,050	8,655,675	8,793,075
JM1	CHIEF MAGISTRATE JUDICIARY - MAGISTRACY				
001	Occasional (Chap. 84:10)	630,220	628,000	492,000	492,000
002	Transfer Fees (Chap. 84:10)	2,773	4,600	4,000	4,000
		632,993	632,600	496,000	496,000
	Sub-Head Total	10,268,719	9,976,650	9,151,675	9,289,075

Trinidad and Tobago
Head 03 - TAXES ON GOODS AND SERVICES

Sub-Head / Receiver / Item / Sub-Item		2008 Actual	2009 Estimates	2009 Revised Estimates	2010 Estimates
05	Motor Vehicles Taxes and Duties (Chap. 48:50)	\$	\$	\$	\$
FN2	CHAIRMAN BOARD OF INLAND REVENUE MINISTRY OF FINANCE				
001	Motor Vehicles Taxes (Ch. 48:50)	-	6,000,000	4,618,000	2,000,000
003	Tax on transfer of Used Motor Vehicles (Ch. 48:50)	29,415,801	30,941,800	22,142,500	53,250,000
		29,415,801	36,941,800	26,760,500	55,250,000
FN3	COMPTROLLER OF CUSTOMS AND EXCISE MINISTRY OF FINANCE				
001	Motor Vehicles Taxes (Ch. 48:50)	285,517,300	736,500,000	196,834,000	206,676,000
WT2	TRANSPORT COMMISSIONER MINISTRY OF WORKS AND TRANSPORT				
001	Motor Vehicles Licences (Ch. 48:50)	328,338	-	-	-
002	3-year Driving Permits (Ch. 48:50)	30,439,720	30,800,000	28,788,000	68,000,000
003	1-year Driving Permits (Ch. 48:50)	229,675	108,000	51,000	57,000
004	Provisional Driving Permits (Ch. 48:50)	1,213,000	1,200,000	1,005,000	1,200,000
005	Conductors' Permits (Ch. 48:50)	-	-	-	-
006	Duplicate Permits (Ch. 48:50)	582,277	520,000	520,000	520,000
007	Taxi Drivers' Licences (Ch. 48:50)	123,040	115,000	96,500	115,000
008	Examination of Drivers (Ch. 48:50)	7,442,300	7,200,000	6,976,600	7,200,000
009	Road Permits (Ch. 48:50)	369,070	418,000	374,400	375,000
010	Inspection Fees (Ch. 48:50)	6,473,835	6,500,000	6,362,000	6,500,250
011	Driving Certificates (Ch. 48:50)	765,220	730,000	626,500	700,000
012	Dealers' Licences (Ch. 48:50)	546,000	620,000	541,200	600,000
013	Registration of Motor Vehicles (Ch. 48:50)	1,953,480	1,840,000	1,300,000	1,300,000
014	Certified Extracts of Register (Ch. 48:50)	987,280	880,000	944,000	945,000
015	Changes of Ownership (Ch. 48:50)	444,540	-	289,000	-
016	Amendments to Register (Ch. 48:50)	693,670	620,000	620,000	620,000
017	Other Vehicles (Ch. 48:50)	-	-	-	-
018	Examination Study Guides (Ch. 48:50)	295,755	350,000	328,000	330,000
019	Refund of Travelling Expenses	50,990	50,000	39,000	40,000
020	Miscellaneous	1,040	-	20	-
021	Priority Bus Route - Toll Charge	1,281,140	1,100,000	1,100,000	1,100,000
022	Licence Endorsements (Ch. 48:50)	139,620	130,000	123,000	125,000
023	Processing of H-Vehicles Applications (Ch. 48:50)	71,360	76,000	76,000	76,000
024	Certified Extract of Inspector's Report (Ch. 48:50)	-	50	50	100
	Motor Vehicles Taxes and Duties (Chap. 48:50) Carried Forward	369,364,451	826,698,850	273,754,770	351,729,350

Trinidad and Tobago
Head 03 - TAXES ON GOODS AND SERVICES

Sub-Head / Receiver / Item / Sub-Item		2008 Actual	2009 Estimates	2009 Revised Estimates	2010 Estimates
05	Motor Vehicles Taxes and Duties (Chap. 48:50) - Brought Forward	\$ 369,364,451	\$ 826,698,850	\$ 273,754,770	\$ 351,729,350
025	Renewal of Taxi Driver Licence / Badge (Ch. 48:50)	49,060	46,000	58,000	58,000
026	Application for Maxi-Taxi Licence (Ch. 48:53)	109,600	106,000	113,000	113,000
		54,590,010	53,409,050	50,331,270	89,974,350
	Sub-Head Total	369,523,111	826,850,850	273,925,770	351,900,350
06	Other				
AL1	PERMANENT SECRETARY MINISTRY OF AGRICULTURE, LAND AND MARINE RESOURCES				
001	Sawmills (Chap 66:02)	170,000	175,000	175,000	175,000
002	Wild Animals and Birds (Chap 67:01)	479,938	390,000	397,000	397,000
003	Removal Permits (Forestry) (Chap 66:01)	109,848	137,000	88,000	100,000
004	Bulk Timber Removal Permits (Chap.66:01)	480	1,500	500	500
005	Log Haulage Permits (Chap.66:02)	13,200	17,000	17,200	17,200
006	Owner/Operator Furniture Shop Permits (Chap.66:02)	49,500	60,000	49,500	50,000
007	Veterinary Surgeons Registration Fees (Chap.67:04)	350	350	400	400
		823,316	780,850	727,600	740,100
EN1	PERMANENT SECRETARY MINISTRY OF ENERGY AND ENERGY INDUSTRIES				
001	Marketing Licences (Retail at Petrol Stations, etc) (Chap. 62:01)	51,200	61,350	61,350	61,350
002	Exploration and Production Licences (Chap. 62:01)	-	-	-	-
003	Pipe Lines Licences (Ch. 62:01)	8,000	14,500	10,500	10,000
004	Transfer Fee (Chap. 62:01)	-	-	1,600	-
005	Lease Operators - Sub-Licences (Chap. 62:01)	500	-	-	-
006	Marketing Licences for Petroleum By-products (Chapter 62:01)	10,300	-	6,200	-
007	Transportation Licences (Chapter 62:01)	-	-	-	-
008	Farm Out Operations - Sub Licences (Chap. 62:01)	4,500	-	-	-
009	Petrochemical Licences (Chap.62:01)	1,150	-	800	-
010	Application Fees - Compressed Natural Gas Licences (Chapter 62:01)	-	4,500	2,500	4,500
	Other				
	Carried Forward	898,966	861,200	810,550	815,950

Trinidad and Tobago

Head 03 - TAXES ON GOODS AND SERVICES

Sub-Head / Receiver / Item / Sub-Item		2008 Actual	2009 Estimates	2009 Revised Estimates	2010 Estimates
06	Other	\$	\$	\$	\$
	- Brought Forward	898,966	861,200	810,550	815,950
011	Compressed Natural Gas Service Licence (Chapter 62:01)	8,500	1,500	2,000	1,500
012	Compressed Natural Gas Marketing Licence (Chapter 62:01)	-	9,000	16,000	9,000
013	Compressed Natural Gas Consumer Refuelling (Chapter 62:01)	-	-	-	-
014	Exploration and Production Private Petroleum Rights Licences (Chap.62:01)	-	600	600	600
015	Liquefaction of Natural Gas Licences (Chap.62:01)	-	-	-	-
016	Marketing of Liquefied Natural Gas and Natural Gas Liquid Licences (Chap.62:01)	400	-	400	-
017	Marketing Licences Fees for Bunkering (Chap.62:01)	-	-	-	-
		84,550	91,450	101,950	86,950
FN2	CHAIRMAN BOARD OF INLAND REVENUE MINISTRY OF FINANCE				
001	Auctioneers (Chap. 84:03)	4,000	4,000	5,000	4,500
004	Tax Clearance Certificates (Ch. 75:01 & 75:06)	653,900	656,500	686,000	652,000
005	Moneylenders (Chap. 84:04)	60,940	55,000	55,500	55,000
006	Pawnbrokers (Chap. 84:05)	24,000	27,500	32,500	27,500
015	Hotel Room Tax (Chap.77:01)	53,740,282	58,393,000	53,000,000	53,000,000
019	Transaction Tax on Financial Services (Chap.77:01)	56,887,539	52,080,000	51,000,000	54,883,000
020	Insurance Premium Tax (Chap.77:01)	141,022,843	149,709,000	145,000,000	146,094,000
021	Club Gaming Tax (Chap.21:01)	23,078,129	22,491,000	22,491,000	22,491,000
		275,471,633	283,416,000	272,270,000	277,207,000
FN3	COMPTROLLER OF CUSTOMS AND EXCISE MINISTRY OF FINANCE				
001	Broadcasting, Receiving and Transmitting Sets (Chap. 36:02)	-	-	-	-
003	Dealers Licences- Wireless Telegraphy (Chap. 26:27)	-	-	-	-
004	Copra Manufacturers (Chap:64:30)	150	325	325	325
		150	325	325	325
HE1	PERMANENT SECRETARY MINISTRY OF HEALTH				
002	Private Hospitals (Chap.29:03)	8,015	7,400	10,500	10,500
	Other				
	Carried Forward	276,387,664	284,296,025	273,110,375	278,044,875

Trinidad and Tobago
Head 03 - TAXES ON GOODS AND SERVICES

Sub-Head / Receiver / Item / Sub-Item		2008 Actual	2009 Estimates	2009 Revised Estimates	2010 Estimates
06	Other - Brought Forward	\$ 276,387,664	\$ 284,296,025	\$ 273,110,375	\$ 278,044,875
003	Application for Registration of a Pesticide (Ch. 30:03)	35,641	65,000	30,700	35,000
004	Application for a Licence to import a Pesticide (Ch. 30:03)	25,300	15,000	20,000	20,000
005	Application for licensing of premises for Pesticides (Ch. 30:03)	363,650	250,000	258,000	258,000
006	Application for Shopkeeper licence to sell drugs (Chap. 29:52)	47,890	43,000	48,600	48,600
		480,496	380,400	367,800	372,100
JM1	CHIEF MAGISTRATE JUDICIARY - MAGISTRACY				
001	Bailiffs (Chap. 63:50)	-	-	-	-
002	Cinema (Chap. 20:10)	15,350	15,000	10,200	15,000
003	Explosives (Chap. 16:02)	43,075	40,000	36,750	40,000
004	Sale of Old Metal and Marine Stores (Chap. 84:07)	12,200	6,600	12,600	12,000
005	Hucksters and Pedlars (Ch. 84:08 & Ch. 84:09)	3,930	6,000	4,000	4,000
006	Precious Metals and Stones (Chap. 84:06)	74,200	75,000	81,800	75,000
007	Produce - Sale of (Chap. 63:52)	900	1,500	1,220	1,500
008	Theatres and Dance Halls (Chap. 21:03)	61,750	65,000	73,100	65,000
009	Tourist Guides (Chap. 87:53)	2,780	1,300	1,300	1,300
010	Commissioner of Affidavits (Chap. 6:52)	15,050	11,500	9,900	9,900
		229,235	221,900	230,870	223,700
JS1	REGISTRAR JUDICIARY - SUPREME COURT				
001	Bailiffs - (Ch. 4:61 - Act No. 58 of 2000)	73,609	75,000	46,500	60,000
NS2	CHIEF IMMIGRATION OFFICER MINISTRY OF NATIONAL SECURITY				
001	Departure Tax - Ports other than Airports	488,850	380,000	465,000	465,000
NS3	COMMISSIONER OF POLICE MINISTRY OF NATIONAL SECURITY				
001	Firearms and Ammunition (Chap. 16:01)	2,437,439	2,380,000	2,380,000	2,506,000
	Other				
	Carried Forward	280,089,278	287,725,925	276,590,045	281,661,175

Trinidad and Tobago

Head 03 - TAXES ON GOODS AND SERVICES

Sub-Head / Receiver / Item / Sub-Item		2008 Actual	2009 Estimates	2009 Revised Estimates	2010 Estimates
06	Other - Brought Forward	\$ 280,089,278	\$ 287,725,925	\$ 276,590,045	\$ 281,661,175
PUI	PERMANENT SECRETARY MINISTRY OF PUBLIC UTILITIES				
007	Housing Electricians	109,430	120,000	134,300	120,000
TR1	PERMANENT SECRETARY MINISTRY OF TRADE AND INDUSTRY				
001	Betting Office Licences (Chap.11:19)	800,000	2,100,000	700,000	700,000
002	Betting Office Permit (Chap.11:19)	9,250	21,500	6,250	7,000
		809,250	2,121,500	706,250	707,000
WT1	PERMANENT SECRETARY MINISTRY OF WORKS AND TRANSPORT				
001	Departure Tax - Airports (Chap.77:01)	22,714,050	-	-	-
WT3	DIRECTOR MARITIME SERVICES MINISTRY OF WORKS AND TRANSPORT				
001	Certificates of Competence (Ch. 50:08)	113,210	132,000	95,000	95,000
002	Droghers (Ch. 50:07)	384,473	350,000	250,000	250,000
003	Motor Launches (Ch. 50:08)	80,400	100,000	100,000	100,000
004	Pleasure Boats (Ch. 50:06)	-	-	-	-
005	Registration of Ships (Ch. 50:10)	25,180	20,000	24,000	24,000
006	Safety Certificates	136,000	75,000	98,000	100,000
007	Security Certificates	44,000	40,000	18,000	20,000
008	Boatmasters and Boat Engineers Licences	-	-	-	-
		783,263	717,000	585,000	589,000
	Sub-Head Total	304,505,271	290,684,425	278,015,595	283,077,175
07	<u>Value Added Tax</u>				
FN2	CHAIRMAN BOARD OF INLAND REVENUE MINISTRY OF FINANCE				
001	Value Added Tax (Ch. 75:06 - Act No. 37 of 1989)	6,389,080,879	7,700,000,000	5,009,000,000	6,750,000,000
	Sub-Head Total	6,389,080,879	7,700,000,000	5,009,000,000	6,750,000,000

Trinidad and Tobago
Head 03 - TAXES ON GOODS AND SERVICES

Sub-Head / Receiver / Item / Sub-Item		2008 Actual	2009 Estimates	2009 Revised Estimates	2010 Estimates
08	Alcohol and Tobacco Taxes	\$	\$	\$	\$
FN3	COMPTROLLER OF CUSTOMS AND EXCISE MINISTRY OF FINANCE				
001	Alcoholic and Other Beverages Tax	-	-	-	-
002	Tobacco Tax (Ch. 77:01)	921,486	940,000	1,715,000	1,715,000
	Sub-Head Total	921,486	940,000	1,715,000	1,715,000

Trinidad and Tobago

Head 04 - TAXES ON INTERNATIONAL TRADE

Sub-Head / Receiver / Item / Sub-Item		2008 Actual	2009 Estimates	2009 Revised Estimates	2010 Estimates
01	Import Duties	\$ 2,169,293,500	\$ 2,504,050,625	\$ 1,849,857,086	\$ 2,002,036,175
02	Other	2,629,007	2,500,000	465,515	338,000
Total		2,171,922,507	2,506,550,625	1,850,322,601	2,002,374,175

Estimates 2010	...	2,002,374,175
Revised Estimates 2009	...	1,850,322,601
Increase	...	152,051,574

Sub-Head / Receiver / Item / Sub-Item		2008 Actual	2009 Estimates	2009 Revised Estimates	2010 Estimates
01	Import Duties	\$	\$	\$	\$
FN3	COMPTROLLER OF CUSTOMS AND EXCISE MINISTRY OF FINANCE				
001	Import Duties (Chap. 78: 01)	2,166,678,952	2,500,000,000	1,848,000,000	2,000,000,000
002	Stamp Duty on Bills of Entry	2,175	525	7,807	2,175
004	Special Tax - Household Effects (Ch. 77: 01)	1,026,921	1,150,000	854,279	960,000
005	Import Surcharge (Ch. 77: 01)	1,585,452	2,900,100	995,000	1,074,000
Sub-Head Total		2,169,293,500	2,504,050,625	1,849,857,086	2,002,036,175
02	Other				
FN3	COMPTROLLER OF CUSTOMS AND EXCISE MINISTRY OF FINANCE				
001	Miscellaneous	1,876,745	-	455	-
	Other				
	Carried Forward	1,876,745	-	455	-

Trinidad and Tobago

Head 04 - TAXES ON INTERNATIONAL TRADE

Sub-Head / Receiver / Item / Sub-Item		2008 Actual	2009 Estimates	2009 Revised Estimates	2010 Estimates
02	Other - Brought Forward	\$ 1,876,745	\$ -	\$ 455	\$ -
002	Anti-dumping Duty (Ch. 78:05)	752,262	2,500,000	465,060	338,000
003	Countervailing Duty (Ch. 78:05)	-	-	-	-
	Sub-Head Total	2,629,007	2,500,000	465,515	338,000

Trinidad and Tobago

Head 05 - OTHER TAXES

Sub-Head / Receiver / Item / Sub-Item		2008 Actual	2009 Estimates	2009 Revised Estimates	2010 Estimates
		\$	\$	\$	\$
FN2	CHAIRMAN BOARD OF INLAND REVENUE MINISTRY OF FINANCE				
01	Stamp Duties (Chap. 76:01)	350,451,535	348,000,000	180,500,000	180,500,000
Total		350,451,535	348,000,000	180,500,000	180,500,000

Estimates 2010	180,500,000
Revised Estimates 2009	180,500,000
					NIL

Trinidad and Tobago
Head 06 - PROPERTY INCOME

Sub-Head / Receiver / Item / Sub-Item		2008 Actual	2009 Estimates	2009 Revised Estimates	2010 Estimates
		\$	\$	\$	\$
01	Rental Income	16,009,832	11,252,300	11,152,230	11,960,650
02	Interest Income	70,765,483	89,439,384	54,376,576	66,628,238
03	Royalties	2,085,794,149	1,771,412,600	1,770,410,300	1,405,639,000
04	Profits from Non-Financial Enterprises	581,479,134	2,543,108,900	1,457,296,499	1,466,056,390
05	Profits from Public Financial Institutions	1,662,600,152	1,218,295,824	1,089,720,545	708,811,570
06	Other Property Income	10,849,350	515,831,655	1,009,674,655	914,035,450
Total		4,427,498,100	6,149,340,663	5,392,630,805	4,573,131,298

Estimates 2010	4,573,131,298
Revised Estimates 2009	5,392,630,805
Decrease	819,499,507

Sub-Head / Receiver / Item / Sub-Item		2008 Actual	2009 Estimates	2009 Revised Estimates	2010 Estimates
		\$	\$	\$	\$
01	Rental Income				
AL3	COMMISSIONER OF STATE LANDS MINISTRY OF AGRICULTURE, LAND AND MARINE RESOURCES				
001	Ground Rents (excluding Quarries, Sand and Gravel Pits (Chapter 57:01))	7,110,883	3,810,000	4,000,000	4,000,000
002	Wayleave for oil pipes along roads	234	4,000	1,320	1,350
003	Rents of Access Roads	-	100	100	100
005	Rents of Housing Lots - Trinidad & Tobago Housing Development Corporation (formerly N. H. A.)	28,667	40,000	33,250	40,000
006	Rent of Lands, formerly owned by Caroni (1975) Ltd	2,043,591	1,200,000	1,210,000	1,200,000
		9,183,375	5,054,100	5,244,670	5,241,450
CD1	PERMANENT SECRETARY MINISTRY OF COMMUNITY DEVELOPMENT, CULTURE AND GENDER AFFAIRS				
001	Rental of Booths - Terminal Malls	289,775	280,000	219,460	280,000
	Rental Income Carried Forward	9,473,150	5,334,100	5,464,130	5,521,450

Trinidad and Tobago

Head 06 - PROPERTY INCOME

Sub-Head / Receiver / Item / Sub-Item		2008 Actual	2009 Estimates	2009 Revised Estimates	2010 Estimates
01	Rental Income - Brought Forward	\$ 9,473,150	\$ 5,334,100	\$ 5,464,130	\$ 5,521,450
ED1	PERMANENT SECRETARY MINISTRY OF EDUCATION				
001	Rental of Rudranath Capildeo Learning Resource Centre	209,850	105,000	125,000	135,000
PA3	PERMANENT SECRETARY MINISTRY OF PUBLIC ADMINISTRATION				
001	Lease Payments/Rents of Government Buildings	1,319,461	1,000,000	1,065,700	1,066,000
002	Rental of Finance Building (Roof Level)	39,060	41,400	41,400	41,400
003	Rental of Vacant Lots	-	88,800	-	88,800
		1,358,521	1,130,200	1,107,100	1,196,200
SY1	PERMANENT SECRETARY MINISTRY OF SPORT AND YOUTH AFFAIRS				
001	West Port-of-Spain Regional Park - Proceeds from Rental, etc.	1,875,200	1,800,000	1,833,000	2,000,000
002	Proceeds from St. Paul Street Multi-purpose Complex	48,307	53,000	40,000	50,000
003	Proceeds from Hockey Facility/Indoor Sporting Arena - Tacarigua	247,312	250,000	210,000	260,000
004	Proceeds from Indoor Sporting Arena - Pleasantville	168,559	100,000	160,000	160,000
005	Proceeds from Indoor Sporting Arena - Point Fortin	119,526	95,000	120,000	120,000
006	Proceeds from Indoor Sporting Arena - Maloney	90,060	150,000	100,000	100,000
007	Proceeds from Indoor Sporting Arena - Chaguanas	288,033	325,000	225,000	280,000
008	Proceeds from Ato Boldon Stadium - Couva	366,196	325,000	325,000	385,000
010	Proceeds from Larry Gomes Stadium - Arima	458,604	395,000	350,000	460,000
011	Proceeds from Mannie Ramjohn Stadium - Marabella	668,952	500,000	550,000	550,000
012	Proceeds from Dwight Yorke Stadium - Bacolet	319,752	190,000	250,000	320,000
013	Proceeds from Youth Centres	247,202	300,000	240,000	270,000
014	Proceeds from Rental - Chatham Youth Camp	1,930	13,000	3,000	8,000
015	Proceeds from Rental - Persto Praesto Youth Camp	12,835	15,000	-	15,000
016	Proceeds from Rental - El Dorado Youth Camp	10,600	40,000	-	20,000
		4,923,068	4,551,000	4,406,000	4,998,000
	Rental Income Carried Forward	15,964,589	11,120,300	11,102,230	11,850,650

Trinidad and Tobago
Head 06 - PROPERTY INCOME

Sub-Head / Receiver / Item / Sub-Item		2008 Actual	2009 Estimates	2009 Revised Estimates	2010 Estimates
01	Rental Income - Brought Forward	\$ 15,964,589	\$ 11,120,300	\$ 11,102,230	\$ 11,850,650
TR1	PERMANENT SECRETARY MINISTRY OF TRADE AND INDUSTRY				
001	Rental of Equipment - Events Centre	45,050	112,000	50,000	100,000
WT3	DIRECTOR MARITIME SERVICES MINISTRY OF WORKS AND TRANSPORT				
001	Rental of Vessels - Maritime Services	193	20,000	-	10,000
	Sub-Head Total	16,009,832	11,252,300	11,152,230	11,960,650
02	Interest Income				
FN1	COMPTROLLER OF ACCOUNTS MINISTRY OF FINANCE				
001	Interest on Investment				
01	Consolidated Fund	117,227	117,000	118,000	118,000
02	Renewals Fund	-	-	-	-
03	Provident Fund	-	1,000	-	1,000
		117,227	118,000	118,000	119,000
002	Interest on Floating Balances	47,948,429	65,000,000	30,000,000	40,000,000
003	Interest on Loans and Advances				
	ARIMA BOROUGH CORPORATION				
01	Velodrome	71	-	-	-
	PORT OF SPAIN CORPORATION				
05	Workers' Home	-	-	-	-
06	Loans Consolidated	-	-	-	-
	Interest Income Carried Forward	48,065,727	65,118,000	30,118,000	40,119,000

Trinidad and Tobago
Head 06 - PROPERTY INCOME

Sub-Head / Receiver / Item / Sub-Item		2008 Actual	2009 Estimates	2009 Revised Estimates	2010 Estimates
		\$	\$	\$	\$
02	Interest Income - Brought Forward	48,065,727	65,118,000	30,118,000	40,119,000
07	St. James Improvement Scheme	428	-	-	-
		428	-	-	-
	COMPTROLLER OF ACCOUNTS				
09	Loans to Students	-	500	-	-
17	Interest on Loans to Public Servants	7,767,376	7,400,000	7,400,000	8,000,000
19	Loan to Government of Belize - Hurricanes "Carmen" and "Fifi"	969	654	654	654
21	Trinidad and Tobago Mortgage Finance Company Limited	11,956,631	11,595,350	11,595,350	8,025,200
33	Caribbean Development Bank	22,825	14,496	14,496	-
38	Mount St. Benedict Abbey	-	-	-	-
45	Naparima Star Lodge and Pride of Naparima Lodge	-	-	-	-
47	Holy Trinity Cathedral	1,765	1,314	1,314	1,314
49	Petrotrin - Energy Sector Loan	273,705	92,000	92,000	-
50	Loan to Government of Dominica	468,170	-	461,044	-
51	Guarantee of Loans to Students (Student Cess Act, 1989)	-	-	-	-
53	Loan to Government of Grenada	-	-	-	-
63	Loan to Government of Guyana	2,207,887	5,217,070	3,613,250	5,020,920
64	Trinidad and Tobago Postal Corporation	-	-	1,080,468	3,722,150
65	National Energy Skills Centre	-	-	-	1,739,000
66	Sugar Manufacturing Company Ltd (SMCL)	-	-	-	-
		22,699,328	24,321,384	24,258,576	26,509,238
004	Interest on Swap Agreement - Six Fast Patrol crafts	-	-	-	-
	Sub-Head Total	70,765,483	89,439,384	54,376,576	66,628,238
03	Royalties				
EN1	PERMANENT SECRETARY MINISTRY OF ENERGY AND ENERGY INDUSTRIES				
001	Royalty on Oil and Gas (Chap. 62: 01)	2,084,658,298	1,768,297,400	1,768,297,400	1,403,489,000
	Royalties Carried Forward	2,084,658,298	1,768,297,400	1,768,297,400	1,403,489,000

Trinidad and Tobago
Head 06 - PROPERTY INCOME

Sub-Head / Receiver / Item / Sub-Item		2008 Actual	2009 Estimates	2009 Revised Estimates	2010 Estimates
03	Royalties - Brought Forward	\$ 2,084,658,298	\$ 1,768,297,400	\$ 1,768,297,400	\$ 1,403,489,000
002	Asphalt or Pitch won from the Pitch Lake (Ch. 61:03)	191,482	115,200	150,000	150,000
003	Quarries, Sand and Gravel Pits (Ch. 61:03)	944,369	3,000,000	1,962,900	2,000,000
	Sub-Head Total	2,085,794,149	1,771,412,600	1,770,410,300	1,405,639,000
04	<u>Profits from Non-Financial Enterprises</u>				
FN1	COMPTROLLER OF ACCOUNTS MINISTRY OF FINANCE				
	DIVIDENDS AND SURPLUSES				
001	National Lottery (Chap. 21:04)	175,296,186	190,000,000	190,000,000	177,847,100
FN5	PERMANENT SECRETARY MINISTRY OF FINANCE (INVESTMENT DIVISION)				
002	State Enterprises	406,182,948	2,353,108,900	1,267,296,499	1,288,209,290
	Sub-Head Total	581,479,134	2,543,108,900	1,457,296,499	1,466,056,390
05	<u>Profits from Public Financial Institutions</u>				
FN1	COMPTROLLER OF ACCOUNTS MINISTRY OF FINANCE				
	INTEREST, DIVIDENDS AND SURPLUSES				
001	Equity Profits - Central Bank (Ch. 79:02)	1,655,316,668	1,200,000,000	1,078,294,720	700,000,000
	Profits from Public Financial Institutions Carried Forward	1,655,316,668	1,200,000,000	1,078,294,720	700,000,000

Trinidad and Tobago

Head 06 - PROPERTY INCOME

Sub-Head / Receiver / Item / Sub-Item		2008 Actual	2009 Estimates	2009 Revised Estimates	2010 Estimates
05	Profits from Public Financial Institutions - Brought forward	\$ 1,655,316,668	\$ 1,200,000,000	\$ 1,078,294,720	\$ 700,000,000
FN5	PERMANENT SECRETARY MINISTRY OF FINANCE (INVESTMENT DIVISION)				
001	State Enterprises	7,283,484	18,295,824	11,425,825	8,811,570
	Sub-Head Total	1,662,600,152	1,218,295,824	1,089,720,545	708,811,570
06	Other Property Income				
AL3	COMMISSIONER OF STATE LANDS MINISTRY OF AGRICULTURE, LAND AND MARINE RESOURCES				
001	Premia on Leases	-	200,000	100,000	200,000
003	Premia on Reclaimed Lands	165,000	-	-	-
004	Premia for variations of the User Clauses in Existing Leases	350,875	6,000,000	-	6,791,280
		515,875	6,200,000	100,000	6,991,280
EN1	PERMANENT SECRETARY MINISTRY OF ENERGY AND ENERGY INDUSTRIES				
001	Share of Profits from Oil Companies under Production Sharing Contract	-	500,000,000	1,000,000,000	900,000,000
PA3	PERMANENT SECRETARY MINISTRY OF PUBLIC ADMINISTRATION				
001	Interest from the Sale of Government Quarters	-	49,655	49,655	44,170
PH1	PERMANENT SECRETARY MINISTRY OF PLANNING, HOUSING AND THE ENVIRONMENT				
001	Interest on National Housing Authority Loans (now Housing Development Corporation)	-	-	-	-
003	Shelter Construction Financing Facility	10,288,475	9,582,000	9,525,000	7,000,000
	Other Property Income Carried Forward	10,804,350	515,831,655	1,009,674,655	914,035,450

Trinidad and Tobago
Head 06 - PROPERTY INCOME

Sub-Head / Receiver / Item / Sub-Item		2008 Actual	2009 Estimates	2009 Revised Estimates	2010 Estimates
06	Other Property Income - Brought Forward	\$ 10,804,350	\$ 515,831,655	\$ 1,009,674,655	\$ 914,035,450
004	Lease Payment for Former Caroni Lands Sugar Industry	45,000	-	-	-
		----- 10,333,475	----- 9,582,000	----- 9,525,000	----- 7,000,000
	Sub-Head Total	10,849,350	515,831,655	1,009,674,655	914,035,450

Trinidad and Tobago
Head 07 - OTHER NON-TAX REVENUE

Sub-Head / Receiver / Item / Sub-Item		2008 Actual	2009 Estimates	2009 Revised Estimates	2010 Estimates
01	Administrative Fees and Charges	\$ 325,084,225	\$ 687,350,950	\$ 433,569,399	\$ 382,145,850
02	Fines and Forfeitures	27,691,875	25,455,500	33,964,300	84,599,500
03	Pension Contributions	38,631,397	31,256,000	32,929,440	28,053,300
04	Non-Industrial Sales	19,043,626	21,341,830	17,529,615	20,014,200
06	Other (Miscellaneous)	182,149,355	132,267,900	361,343,659	123,134,900
Total		592,600,478	897,672,180	879,336,413	637,947,750

Estimates 2010	637,947,750
Revised Estimates 2009	879,336,413
Decrease	241,388,663

Sub-Head / Receiver / Item / Sub-Item		2008 Actual	2009 Estimates	2009 Revised Estimates	2010 Estimates
01	Administrative Fees and Charges	\$	\$	\$	\$
AL1	PERMANENT SECRETARY MINISTRY OF AGRICULTURE, LAND AND MARINE RESOURCES				
001	Agriculture-Examiner of Animals (Ch. 67:02)	3,086	5,000	3,000	3,000
002	Veterinary Officers' Fees (Ch. 67:04)	11,679	14,000	14,000	16,000
003	Dogs and Cats Quarantine Stn. Quarantine Fees (Ch. 67:02)	101,544	120,000	85,000	100,000
004	Laboratory Fees	58,146	66,000	40,000	65,000
005	Import Permits (Ch. 67:02)	87,780	85,000	70,000	70,000
006	Registration Fees - Praedial Larceny	490	1,000	1,000	1,000
007	Export Permits	23,840	24,000	24,000	24,000
008	Horses Quarantine Station, Quarantine Fees	7,620	8,000	30,000	30,000
009	Fees - San Fernando Hill	135,520	165,000	230,000	230,000
010	Fees - Caroni Swamp	2,186	4,000	4,150	4,200
		431,891	492,000	501,150	543,200
Administrative Fees and Charges Carried Forward		431,891	492,000	501,150	543,200

Trinidad and Tobago

Head 07 - OTHER NON-TAX REVENUE

Sub-Head / Receiver / Item / Sub-Item		2008 Actual	2009 Estimates	2009 Revised Estimates	2010 Estimates
01	Administrative Fees and Charges - Brought Forward	\$ 431,891	\$ 492,000	\$ 501,150	\$ 543,200
AL3	COMMISSIONER OF STATE LANDS MINISTRY OF AGRICULTURE, LAND AND MARINE RESOURCES				
001	Commissioner of State Lands Search Fees	-	-	-	-
002	Miscellaneous	-	1,000	310,362	1,000
003	Licence Fee for Land Reclamation (Ch. 57:01)	-	500	500	500
004	Preparation and Processing of Agreement and Leases (Ch. 57:01)	204,385	200,000	85,000	100,000
005	Processing of Reclamation and Jetty Licences (Ch. 57:01)	-	4,000	4,000	4,000
006	Approval of Building Plans on Lands subject to State Leases (Ch. 57:01)	4,500	5,500	1,500	2,000
007	Grant of Consent to Assign (Ch. 57:01)	700,581	400,000	120,000	200,000
		909,466	611,000	521,362	307,500
AT4	CHIEF STATE SOLICITOR MINISTRY OF THE ATTORNEY GENERAL				
001	State Solicitor	210,823	180,000	190,000	200,000
002	Administrator General	56,458	60,000	40,000	40,000
003	Official Receiver	-	-	-	-
004	Public Trustee	46,418	30,000	30,000	30,000
		313,699	270,000	260,000	270,000
EB1	CHIEF ELECTION OFFICER ELECTIONS AND BOUNDARIES COMMISSION				
001	Fees for the replacement of Identification Cards	115,260	250,000	250,000	300,000
ED1	PERMANENT SECRETARY MINISTRY OF EDUCATION				
001	Education Extension Services	-	-	2,510	-
003	Sale of Handwork and Publications	38,320	40,000	1,000	1,000
004	External Examination - Local Fees for Candidates	226,138	230,000	230,000	230,000
005	Adult Classes	8,002	8,000	8,000	8,000
006	Polytechnic Registration	3,899	4,000	2,500	2,500
007	Polytechnic Tuition	12,261	8,000	8,000	8,000
	Administrative Fees and Charges Carried Forward	2,058,936	1,913,000	1,784,522	1,670,200

Trinidad and Tobago

Head 07 - OTHER NON-TAX REVENUE

Sub-Head / Receiver / Item / Sub-Item		2008 Actual	2009 Estimates	2009 Revised Estimates	2010 Estimates
01	Administrative Fees and Charges - Brought Forward	\$ 2,058,936	\$ 1,913,000	\$ 1,784,522	\$ 1,670,200
008	Polytechnic Laboratory	3,690	2,200	2,000	2,000
012	Registration of Teachers	9,190	10,000	11,650	12,000
013	Examination Fees not elsewhere classified	76,604	100,000	100,000	100,000
014	Sale of Dictionary of Occupational Titles	60	1,500	1,000	1,000
015	Fees - Certified Examinations Statements & Transcripts	89,795	85,000	85,000	85,000
016	Textbook Rental Programme - Fees	3,066	-	14,230	-
		471,025	488,700	465,890	449,500
ENI	PERMANENT SECRETARY MINISTRY OF ENERGY AND ENERGY INDUSTRIES				
001	Petroleum Testing Laboratory	-	-	-	-
002	Fees for Competitive Bidding - Petroleum (Ch. 62:01)	-	6,000,000	-	12,000,000
004	Oil Impost (Chap. 62:01, Sec. 72-74)	61,827,805	81,500,000	56,734,952	81,700,000
006	Signature Bonuses - Competitive Bidding	3,155,400	318,000,000	98,113,800	-
007	Application Fees - Exploration & Production Licences (Ch. 62:01)	500	-	-	-
008	Application Fees - Petrochemical Licences	-	-	-	-
009	Application Fees - Lease Operators	-	1,000	1,000	1,000
010	Fees for Competitive Bidding - Quarries	-	80,000	286,500	150,000
011	Application Fees - Bids for Wholesale Marketing Licences	-	-	-	-
013	Fees - Miscellaneous	31,800	50,000	24,500	50,000
014	Production Bonus-North Coast Marine Area 1 (NCMA1)	-	-	-	-
015	Production Bonuses - Other Companies	-	-	1,465	-
016	Bunkering Company Licence Fee (Ex-vessel and Ex-wharf) (Chap. 62:01)	-	-	-	-
017	Bunkering Vessel Inspection Fee	-	-	-	-
018	Facility Inspection Fee (Ex-wharf)	-	-	-	-
		65,015,505	405,631,000	155,162,217	93,901,000
FA1	PERMANENT SECRETARY MINISTRY OF FOREIGN AFFAIRS				
002	Diplomatic Mail Service Charge (Chapter 17:03)	696,555	2,000,000	2,000,000	2,000,000
004	Examination Fees	-	-	-	-
		696,555	2,000,000	2,000,000	2,000,000
	Administrative Fees and Charges Carried Forward	67,953,401	409,742,700	159,160,619	97,771,200

Trinidad and Tobago

Head 07 - OTHER NON-TAX REVENUE

Sub-Head / Receiver / Item / Sub-Item		2008 Actual	2009 Estimates	2009 Revised Estimates	2010 Estimates
01	Administrative Fees and Charges - Brought Forward	\$ 67,953,401	\$ 409,742,700	\$ 159,160,619	\$ 97,771,200
FN1	COMPTROLLER OF ACCOUNTS MINISTRY OF FINANCE				
001	Licence Fees - Financial Institutions other than Commercial Banks	1,585	2,000	2,000	2,000
FN2	CHAIRMAN BOARD OF INLAND REVENUE MINISTRY OF FINANCE				
001	Cinematograph Arrangement Fee (Chap 77:03 Sec 10)	1,740	-	483	500
002	Warden's Search Fees	57,039	60,000	60,000	60,000
003	Pension Plan - Registration Fee	540	-	225	500
		59,319	60,000	60,708	61,000
FN3	COMPTROLLER OF CUSTOMS AND EXCISE MINISTRY OF FINANCE				
001	Comptroller of Customs and Excise (Ch. 78:01)	7,483,909	7,500,000	7,500,000	7,500,000
002	Processing of Bills of Sight (Ch. 78:01)	1,624,284	2,000,000	1,500,000	1,500,000
003	Container Processing Fees (Ch. 78:01)	39,330,070	38,000,000	38,000,000	40,500,000
		48,438,263	47,500,000	47,000,000	49,500,000
FN4	SUPERVISOR OF INSURANCE MINISTRY OF FINANCE				
002	Registration Fees - Insurance Act, 1980	8,300	-	6,420	-
HE1	PERMANENT SECRETARY MINISTRY OF HEALTH				
002	Hospital - Miscellaneous	75	2,000	19,620	2,000
003	Chemist	375,588	430,000	400,000	430,000
004	Pathology	-	600	-	600
005	Hospital - X-ray Electrical Treatment and Physiotherapy	-	5,000	5,000	5,000
006	Hospital - Maintenance of Patients and Operation Fees	42,965	45,000	45,000	45,000
009	Public Health Inspectors Overtime Allowances	-	700	700	700
		418,628	483,300	470,320	483,300
	Administrative Fees and Charges Carried Forward	116,879,496	457,788,000	206,700,067	147,817,500

Trinidad and Tobago

Head 07 - OTHER NON-TAX REVENUE

Sub-Head / Receiver / Item / Sub-Item		2008 Actual	2009 Estimates	2009 Revised Estimates	2010 Estimates
01	Administrative Fees and Charges - Brought Forward	\$ 116,879,496	\$ 457,788,000	\$ 206,700,067	\$ 147,817,500
IN1	PERMANENT SECRETARY MINISTRY OF INFORMATION				
002	Censor Cinematograph Film	47,054	35,000	30,732	35,000
003	Computer Service, National Information Systems Centre (formerly N.C.A)	18,900	150,000	-	-
		65,954	185,000	30,732	35,000
JM1	CHIEF MAGISTRATE JUDICIARY - MAGISTRACY				
001	District and Petty Civil Courts	96,226	30,000	80,000	80,000
002	Magistrates' Courts	138,526	120,000	120,000	140,000
003	Liquor Licences - Application Fees	38,344	42,000	42,000	45,000
004	Magistrates' Notes of Evidence	71,245	75,000	75,000	80,000
		344,341	267,000	317,000	345,000
JS1	REGISTRAR JUDICIARY - SUPREME COURT				
001	Registrar, Supreme Court	1,734,691	1,600,000	1,600,000	1,800,000
002	Commissioner, Workman's Compensation Ordinance	969	4,000	3,000	3,000
003	Notaries Public Registration Fees	1,000	5,000	5,000	5,000
004	Marshal	2,230	3,000	3,000	3,000
		1,738,890	1,612,000	1,611,000	1,811,000
LA1	REGISTRAR GENERAL MINISTRY OF LEGAL AFFAIRS				
001	Registrar General	15,815,729	16,000,000	16,000,000	16,000,000
002	Application for Marriage Officers' Licence	8,874	9,000	8,000	8,000
003	Marriage Officers' Licence Fee	8,002	12,000	12,000	12,000
004	Renewal of Marriage Officers' Licence	2,800	5,000	5,000	5,000
		15,835,405	16,026,000	16,025,000	16,025,000
LA2	CONTROLLER, INTELLECTUAL PROPERTY OFFICE MINISTRY OF LEGAL AFFAIRS				
001	Intellectual Property Fees	4,539,020	5,000,000	5,000,000	5,000,000
	Administrative Fees and Charges Carried Forward	139,403,106	480,878,000	229,683,799	171,033,500

Trinidad and Tobago
Head 07 - OTHER NON-TAX REVENUE

Sub-Head / Receiver / Item / Sub-Item		2008 Actual	2009 Estimates	2009 Revised Estimates	2010 Estimates
01	Administrative Fees and Charges - Brought Forward	\$ 139,403,106	\$ 480,878,000	\$ 229,683,799	\$ 171,033,500
LA3	PERMANENT SECRETARY MINISTRY OF LEGAL AFFAIRS				
001	Rent Assessment Board	168	700	100	-
002	Inspectors of Weights and Measures	100,385	105,000	105,000	105,000
		-----	-----	-----	-----
LE1	PERMANENT SECRETARY MINISTRY OF LABOUR AND SMALL AND MICRO ENTERPRISE DEVELOPMENT	100,553	105,700	105,100	105,000
001	Registrar, Trade Unions	13	100	700	1,000
002	Commissioner of Co-operatives	50	100	100	150
003	Registrar, Friendly Societies	62	150	150	200
		-----	-----	-----	-----
LG1	PERMANENT SECRETARY MINISTRY OF LOCAL GOVERNMENT	125	350	950	1,350
001	Miscellaneous	-	-	-	-
NS1	PERMANENT SECRETARY MINISTRY OF NATIONAL SECURITY				
001	Naturalisation Certificates	31,540	40,000	30,000	31,000
002	Registration as a Citizen	388,778	400,400	350,000	400,000
003	Work Permits - Application Fees	5,450,350	5,600,000	5,600,000	5,600,000
004	Work Permits - Duration Fees	34,434,350	32,400,000	30,000,000	32,000,000
005	Travelling Salesmen - Permit Fees	12,650	92,000	14,000	14,000
006	Certificate of Residence	320,850	320,000	320,000	320,000
007	Trinidad and Tobago Forensic Science Centre-Fees for Services	9,980	10,000	10,000	12,000
008	Overseas Missionary Permits	125,800	95,000	95,000	95,000
		-----	-----	-----	-----
NS2	CHIEF IMMIGRATION OFFICER MINISTRY OF NATIONAL SECURITY	40,774,298	38,957,400	36,419,000	38,472,000
001	Passport and Permit Fees	31,463,413	35,000,000	35,000,000	42,000,000
	Administrative Fees and Charges Carried Forward	211,741,495	554,941,450	301,208,849	251,611,850

Trinidad and Tobago
Head 07 - OTHER NON-TAX REVENUE

Sub-Head / Receiver / Item / Sub-Item		2008 Actual	2009 Estimates	2009 Revised Estimates	2010 Estimates
01	Administrative Fees and Charges - Brought Forward	\$ 211,741,495	\$ 554,941,450	\$ 301,208,849	\$ 251,611,850
002	Immigration-Boarding and Clearing Fees	1,661,175	1,500,000	1,500,000	1,700,000
003	Certificate of Residence under Amnesty Programme - Application Fee	-	-	222,050	-
005	Restoration of Citizenship - Application Fees	10,490	8,000	5,000	5,000
006	Restoration of Citizenship - Certificate Fees	99,618	40,000	30,000	40,000
007	Issue of Letters confirming Citizenship or Residence	57,177	35,000	35,000	35,000
		33,291,873	36,583,000	36,792,050	43,780,000
NS3	COMMISSIONER OF POLICE MINISTRY OF NATIONAL SECURITY				
001	Clothing and Powder Cart	600	10,000	5,000	5,000
003	Miscellaneous	3,890,067	4,200,000	4,200,000	4,200,000
004	Fees for lodgement of firearms	86,160	90,000	90,000	90,000
		3,976,827	4,300,000	4,295,000	4,295,000
NS4	CHIEF FIRE OFFICER MINISTRY OF NATIONAL SECURITY				
001	Special Services	306,244	345,000	345,000	345,000
002	Examination Fees	1,060	50,000	34,000	34,000
		307,304	395,000	379,000	379,000
PA1	PERMANENT SECRETARY MINISTRY OF PUBLIC ADMINISTRATION				
001	Sale of Airtime - Trinidad Broadcasting Company	964	-	-	-
PH2	DIRECTOR OF STATISTICS MINISTRY OF PLANNING, HOUSING AND THE ENVIRONMENT				
001	Supply of Statistical Information	42,476	60,000	40,000	50,000
002	Computer Service (C.S.O.)	42,642	50,000	60,000	70,000
		85,118	110,000	100,000	120,000
PUI	PERMANENT SECRETARY MINISTRY OF PUBLIC UTILITIES				
003	Specialized Services - Meteorological Services Division	130,072	85,000	120,000	120,000
	Administrative Fees and Charges Carried Forward	218,070,240	561,414,450	307,894,899	258,305,850

Trinidad and Tobago
Head 07 - OTHER NON-TAX REVENUE

Sub-Head / Receiver / Item / Sub-Item		2008 Actual	2009 Estimates	2009 Revised Estimates	2010 Estimates
		\$	\$	\$	\$
01	Administrative Fees and Charges - Brought Forward	218,070,240	561,414,450	307,894,899	258,305,850
004	Government Electrical Inspector's Fees	4,592,902	4,500,000	4,600,000	4,600,000
005	Water Improvement Rates	101,399,436	120,168,000	120,168,000	117,960,000
		106,122,410	124,753,000	124,888,000	122,680,000
SC1	DIRECTOR OF PERSONNEL ADMINISTRATION SERVICE COMMISSIONS DEPARTMENT				
001	Civil Service Entrance Examination Fees	139,575	320,000	100,000	375,000
ST1	PERMANENT SECRETARY MINISTRY OF SCIENCE, TECHNOLOGY AND TERTIARY EDUCATION				
001	Technical Institute, San Fernando	-	-	-	-
002	Government Vocational Centre - Point Fortin	-	-	-	-
003	Registration and Examination Fees - J.S. Donaldson Technical Institute	-	-	-	-
		-	-	-	-
SY1	PERMANENT SECRETARY MINISTRY OF SPORT AND YOUTH AFFAIRS				
001	Community Swimming Pools	110,147	130,000	120,000	120,000
TA1	REGISTRAR TAX APPEAL BOARD				
001	Appeal Board	-	-	-	-
TR1	PERMANENT SECRETARY MINISTRY OF TRADE AND INDUSTRY				
001	Events Centre - Fees for Service	-	-	-	-
WT1	PERMANENT SECRETARY MINISTRY OF WORKS AND TRANSPORT				
002	Advertising Fees - Highways Beautification Unit	-	-	-	-
	Administrative Fees and Charges Carried Forward	324,312,300	686,532,450	432,882,899	381,360,850

Trinidad and Tobago

Head 07 - OTHER NON-TAX REVENUE

Sub-Head / Receiver / Item / Sub-Item		2008 Actual	2009 Estimates	2009 Revised Estimates	2010 Estimates
01	Administrative Fees and Charges - Brought Forward	\$ 324,312,300	\$ 686,532,450	\$ 432,882,899	\$ 381,360,850
WT2	TRANSPORT COMMISSIONER MINISTRY OF WORKS AND TRANSPORT				
001	Weighbridge Fees	723,420	743,000	600,000	700,000
002	Miscellaneous	-	-	2,500	-
003	Registration Fee for Testing Station	1,200	2,500	2,000	3,000
004	Renewal Fee for Testing Station	505	29,000	20,000	20,000
005	Examiner Certificate Fee	23,000	25,000	32,000	32,000
006	Renewal of Examiner Certificate Fee	15,000	10,000	10,000	10,000
		763,125	809,500	666,500	765,000
WT3	DIRECTOR MARITIME SERVICES MINISTRY OF WORKS AND TRANSPORT				
001	Shipping Office Fees	8,800	9,000	20,000	20,000
	Sub-Head Total	325,084,225	687,350,950	433,569,399	382,145,850
02	<u>Fines and Forfeitures</u>				
FN3	COMPTROLLER OF CUSTOMS AND EXCISE MINISTRY OF FINANCE				
001	Fines and Seizures (Ch. 78:50)(Ch. 78:01)	2,284,377	1,000,000	3,000,000	3,000,000
FN6	PERMANENT SECRETARY MINISTRY OF FINANCE				
001	Penalties - Securities & Exchange Commission	-	-	-	-
IC1	REGISTRAR INDUSTRIAL COURT				
001	Fines	-	20,000	15,000	15,000
	Fines and Forfeitures Carried Forward	2,284,377	1,020,000	3,015,000	3,015,000

Trinidad and Tobago
Head 07 - OTHER NON-TAX REVENUE

Sub-Head / Receiver / Item / Sub-Item		2008 Actual	2009 Estimates	2009 Revised Estimates	2010 Estimates
		\$	\$	\$	\$
02	Fines and Forfeitures - Brought Forward	2,284,377	1,020,000	3,015,000	3,015,000
INI	PERMANENT SECRETARY MINISTRY OF INFORMATION				
001	Penalties and Fines - National Library and Information Services (NALIS) Formerly Central Library	5,881	3,000	1,800	-
JM1	CHIEF MAGISTRATE JUDICIARY - MAGISTRACY				
001	Magistrates' Courts	13,608,082	13,000,000	18,000,000	18,000,000
002	Petty Civil Courts	10	-	48,000	50,000
003	Poundage Fees	4,900	6,000	6,000	6,000
004	Miscellaneous	155,122	108,000	15,000	15,000
005	Motor Vehicle and Road Traffic (Fixed Penalty) (Amendment) Regulation, 1984 (Ticket System)	8,113,117	8,100,000	10,000,000	60,000,000
		21,881,231	21,214,000	28,069,000	78,071,000
JS1	REGISTRAR JUDICIARY - SUPREME COURT				
001	Supreme Court	183,905	180,000	150,000	185,000
002	Poundage Fees	34,160	60,000	60,000	60,000
		218,065	240,000	210,000	245,000
NS2	CHIEF IMMIGRATION OFFICER MINISTRY OF NATIONAL SECURITY				
001	Fines	36,100	40,000	30,000	30,000
NS4	CHIEF FIRE OFFICER MINISTRY OF NATIONAL SECURITY				
001	Fines	1,020	-	-	-
NS5	COMMISSIONER OF PRISONS MINISTRY OF NATIONAL SECURITY				
001	Fines	22,001	8,500	8,500	8,500
	Fines and Forfeitures Carried Forward	24,448,675	22,525,500	31,334,300	81,369,500

Trinidad and Tobago
Head 07 - OTHER NON-TAX REVENUE

Sub-Head / Receiver / Item / Sub-Item		2008 Actual	2009 Estimates	2009 Revised Estimates	2010 Estimates
02	Fines and Forfeitures - Brought Forward	\$ 24,448,675	\$ 22,525,500	\$ 31,334,300	\$ 81,369,500
WT2	TRANSPORT COMMISSIONER MINISTRY OF WORKS AND TRANSPORT				
001	Fines - Late Registration of Transfer (Used Motor Vehicles)	164,700	130,000	130,000	130,000
002	Penalty - Late Renewal of Driving Permits	3,078,500	2,800,000	2,500,000	3,100,000
		3,243,200	2,930,000	2,630,000	3,230,000
WT3	DIRECTOR MARITIME SERVICES MINISTRY OF WORKS AND TRANSPORT				
001	Fines - Offences under the Shipping Act No. 24 of 1987)	-	-	-	-
	Sub-Head Total	27,691,875	25,455,500	33,964,300	84,599,500
03	Pension Contributions				
FN1	COMPTROLLER OF ACCOUNTS MINISTRY OF FINANCE				
001	Contributions to Widows' and Orphans' Pension Scheme (Chap. 23:54)	941,361	960,000	1,093,000	556,400
002	Police Service- Contribution to Superannuation Fund (Chap. 23:52)	6,712,012	6,000,000	6,592,100	6,000,000
003	Fire Services - Contribution to Superannuation Fund (Chap. 23:52)	2,800,874	2,000,000	2,000,000	2,000,000
004	Provident Fund Bonus Surrendered and Forfeited (Chap. 23:57)	548	2,000	-	-
005	Trinidad and Tobago Defence Force - Contribution to Superannuation Fund (Chap. 23:52)	22,509,555	17,000,000	18,478,000	17,000,000
006	Members of Parliament	1,382,775	1,000,000	930,000	571,000
007	Heads of Missions (Chap. 17:04)	162,707	140,000	140,000	45,400
008	Officers on Secondment (Chap. 23:52)				
02	University of the West Indies	181,877	400,000	93,200	5,100
	Pension Contributions Carried Forward	34,691,709	27,502,000	29,326,300	26,177,900

Trinidad and Tobago
Head 07 - OTHER NON-TAX REVENUE

Sub-Head / Receiver / Item / Sub-Item		2008 Actual	2009 Estimates	2009 Revised Estimates	2010 Estimates
		\$	\$	\$	\$
03	Pension Contributions - Brought Forward	34,691,709	27,502,000	29,326,300	26,177,900
03	Public Transport Service Corporation	-	-	-	-
04	Commonwealth Caribbean Regional Secretariat	-	-	-	-
08	Chaguaramas Development Authority	-	-	-	-
09	National Insurance Property Development Company Limited	-	-	-	-
11	Trinidad and Tobago Bureau of Standards	57,413	60,000	52,600	23,050
12	Legal Aid and Advisory Authority	23,703	15,000	-	10,550
13	Port Authority of Trinidad and Tobago	-	-	-	-
15	Trinidad and Tobago Unified Teachers' Association	-	-	-	-
16	Airports Authority of Trinidad and Tobago	-	-	-	-
19	Caribbean Examinations Councils	-	10,000	-	10,000
20	National Institute of Higher Education (NIHERST)	-	-	-	-
23	Public Services Association	-	-	-	-
26	National Helicopter Services Limited	-	-	-	-
27	Youth Training and Employment Partnership Programme Limited (YTEPP)	-	-	-	-
28	Eric Williams Medical Sciences Complex	-	-	54,190	65,600
31	Environmental Management Authority	-	-	-	-
32	National Training Agency	-	-	-	-
33	Trinidad & Tobago Securities & Exchange Commission	-	10,000	-	10,000
34	Trinidad & Tobago Industrial Development Corporation (TIDCO)	-	-	-	-
35	National Agricultural Marketing and Development Corporation (NAMDEVCO)	-	10,000	94,000	105,800
36	Central Bank of Trinidad and Tobago	8,281	20,000	5,000	-
37	College of Science Technology and Applied Arts of Trinidad and Tobago	202,192	150,000	100,000	45,500
38	Asa Wright Nature Centre	-	1,500	37,350	1,500
39	Telecommunications Authority of T & T	255,058	140,000	140,000	46,550
40	University of Trinidad and Tobago (UTT)	-	300,000	120,000	122,850
41	Accreditation Council of Trinidad and Tobago (ACTT)	-	37,500	-	40,000
		728,524	1,154,000	696,340	486,500
009	Prison Service - Contribution to Superannuation Fund (Chap.13:02)	3,393,041	3,000,000	3,000,000	1,394,000
	Sub-Head Total	38,631,397	31,256,000	32,929,440	28,053,300

Trinidad and Tobago

Head 07 - OTHER NON-TAX REVENUE

Sub-Head / Receiver / Item / Sub-Item		2008 Actual	2009 Estimates	2009 Revised Estimates	2010 Estimates
04	Non-Industrial Sales	\$	\$	\$	\$
AL1	PERMANENT SECRETARY MINISTRY OF AGRICULTURE, LAND AND MARINE RESOURCES				
001	Sale of Plants and Produce				
01	St. Augustine Station	678,496	570,000	608,000	700,000
02	La Reunion Station	232,443	500,000	311,000	400,000
04	Marper Farm	26,257	30,000	100,000	30,000
		937,196	1,100,000	1,019,000	1,130,000
004	Central Experimental Station	653,103	450,000	550,000	592,000
005	Extension Services Division	49,090	47,300	30,000	30,000
006	St. Joseph Farm - Trinidad	242,014	600,000	286,000	350,000
008	Fisheries - Sale of Fruits and Produce	-	-	9,940	-
009	Sale of Apiary Products	13,569	18,000	13,000	14,000
010	Chaguaramas Estate	7,599	15,000	4,200	5,000
012	Chaguaramas Agricultural Development Project	52,100	47,000	1,450	12,500
014	State Lands Development Projects - Sale of Animals	-	-	-	-
016	Sale of Drugs	99,264	90,000	90,000	130,000
017	Profit on Sale of Drugs	-	-	2,390	-
018	Hillside Station (St Michael Estate)	4,200	5,000	5,000	5,000
019	Forests - Miscellaneous	80,426	75,000	166,000	100,000
020	Forests - Sale of Timber and Produce	5,882,906	8,000,000	5,750,000	6,250,000
021	La Pastora Station (Horticulture Division)	129,164	60,000	40,000	60,000
		8,150,631	10,507,300	7,966,980	8,678,500
AL2	DIRECTOR OF SURVEYS MINISTRY OF AGRICULTURE, LAND AND MARINE RESOURCES				
001	Hydrographic Unit - Sale of Nautical Documents	6,000	17,000	8,000	12,000
002	Surveys - Sale of Maps, cadastral information and other related documents	199,716	175,000	175,000	175,000
003	Sale of Survey Control Information	16,693	50,000	30,000	50,000
004	Sale of Digital Products	229,802	350,000	250,000	350,000
		452,211	592,000	463,000	587,000
CD1	PERMANENT SECRETARY MINISTRY OF COMMUNITY DEVELOPMENT, CULTURE AND GENDER AFFAIRS				
001	Sale of Goods	430	-	8,630	-
	Non-Industrial Sales Carried Forward	8,603,272	11,099,300	8,438,610	9,265,500

Trinidad and Tobago

Head 07 - OTHER NON-TAX REVENUE

Sub-Head / Receiver / Item / Sub-Item		2008 Actual	2009 Estimates	2009 Revised Estimates	2010 Estimates
04	Non-Industrial Sales - Brought Forward	\$ 8,603,272	\$ 11,099,300	\$ 8,438,610	\$ 9,265,500
002	National Cultural Council - Sale of Literature	3,719	5,000	60,300	35,000
EB1	CHIEF ELECTION OFFICER ELECTIONS AND BOUNDARIES COMMISSION	4,149	5,000	68,930	35,000
001	Electoral - Sale of Lists	69,048	90,000	11,500	100,000
002	Electoral - Sale of I.D. Cards and Loss of Original	176,617	-	44,060	-
003	Electoral Sale of Maps	10,710	15,000	5,400	20,000
004	Electoral - Sale of Reports	7,985	9,000	3,600	10,000
EN1	PERMANENT SECRETARY MINISTRY OF ENERGY AND ENERGY INDUSTRIES	264,360	114,000	64,560	130,000
001	Sale of Reports and Maps	461,861	25,000	12,500	150,000
FN1	COMPTROLLER OF ACCOUNTS MINISTRY OF FINANCE				
	SALE OF GOVERNMENT STORES AND OTHER PROPERTY				
001	Sale of obsolete, redundant and unserviceable Government Stores and Property	3,927,991	3,000,000	3,832,100	3,840,000
002	Sale of Safes, Vault Doors, etc	-	-	-	-
FN3	COMPTROLLER OF CUSTOMS AND EXCISE MINISTRY OF FINANCE	3,927,991	3,000,000	3,832,100	3,840,000
001	Sale of Spirits Stock Books	4,150	4,030	4,700	4,700
002	Sale of Certificate Books (Spirit Removal)	147,346	104,500	128,400	145,000
003	Sale of Certificate Books (Petrol Removal)	20,000	20,000	-	20,000
004	Sale of Goods	-	-	-	-
		171,496	128,530	133,100	169,700
	Non-Industrial Sales Carried Forward	13,432,699	14,371,830	12,541,170	13,590,200

Trinidad and Tobago

Head 07 - OTHER NON-TAX REVENUE

Sub-Head / Receiver / Item / Sub-Item		2008 Actual	2009 Estimates	2009 Revised Estimates	2010 Estimates
04	Non-Industrial Sales - Brought Forward	\$ 13,432,699	\$ 14,371,830	\$ 12,541,170	\$ 13,590,200
HE1	PERMANENT SECRETARY MINISTRY OF HEALTH				
003	Sale of Stores	2,165,651	2,500,000	2,267,000	2,500,000
IC1	REGISTRAR INDUSTRIAL COURT				
001	Sale of Publications	27,277	30,000	25,000	30,000
IN1	PERMANENT SECRETARY MINISTRY OF INFORMATION				
001	Printing and Stationery	429,268	600,000	352,000	450,000
JS1	REGISTRAR JUDICIARY - SUPREME COURT				
001	Sale of Annual Index	155,321	105,000	105,000	156,000
LA3	PERMANENT SECRETARY MINISTRY OF LEGAL AFFAIRS				
001	Sale of Publications	1,080,030	1,500,000	317,000	1,000,000
NS1	PERMANENT SECRETARY MINISTRY OF NATIONAL SECURITY				
001	Prison Industries	37,891	75,000	63,100	75,000
PH1	PERMANENT SECRETARY MINISTRY OF PLANNING, HOUSING AND THE ENVIRONMENT				
001	Sale of House Plans	15	-	30	-
002	Sale of Documents	195	-	15	-
		210	-	45	-
ST1	PERMANENT SECRETARY MINISTRY OF SCIENCE, TECHNOLOGY AND TERTIARY EDUCATION				
001	Eastern Caribbean Institute	-	-	-	-
	Non-Industrial Sales Carried Forward	17,328,347	19,181,830	15,670,315	17,801,200

Trinidad and Tobago
Head 07 - OTHER NON-TAX REVENUE

Sub-Head / Receiver / Item / Sub-Item		2008 Actual	2009 Estimates	2009 Revised Estimates	2010 Estimates
04	Non-Industrial Sales - Brought Forward	\$ 17,328,347	\$ 19,181,830	\$ 15,670,315	\$ 17,801,200
SY1	PERMANENT SECRETARY MINISTRY OF SPORT AND YOUTH AFFAIRS				
001	Persto Praesto Estate - Sale of Produce	17,103	-	10,000	18,000
002	El Dorado Youth Camp	499	25,000	6,000	10,000
003	Chatham Youth Camp	21,202	20,000	18,000	20,000
004	Chaguaramas Youth Camp	-	20,000	-	-
		-----	-----	-----	-----
		38,804	65,000	34,000	48,000
TA1	REGISTRAR TAX APPEAL BOARD				
001	Sale of Publications	-	10,000	-	10,000
WT2	TRANSPORT COMMISSIONER MINISTRY OF WORKS AND TRANSPORT				
001	Sale of Documents	-	10,000	78,100	80,000
002	Sale of Inspection Stickers	1,623,100	2,000,000	1,672,200	2,000,000
		-----	-----	-----	-----
		1,623,100	2,010,000	1,750,300	2,080,000
WT3	DIRECTOR MARITIME SERVICES MINISTRY OF WORKS AND TRANSPORT				
001	Sale of Records	53,375	75,000	75,000	75,000
002	Navigational Aids	-	-	-	-
		-----	-----	-----	-----
		53,375	75,000	75,000	75,000
	Sub-Head Total	-----	-----	-----	-----
		19,043,626	21,341,830	17,529,615	20,014,200
06	Other (Miscellaneous)				
AG1	ASSISTANT AUDITOR GENERAL AUDITOR GENERAL DEPARTMENT				
	CONTRIBUTION FOR AUDIT ACCOUNTS				
001	Port-of-Spain Corporation	-	60,000	-	60,000
	Other (Miscellaneous) Carried Forward	-	60,000	-	60,000

Trinidad and Tobago

Head 07 - OTHER NON-TAX REVENUE

Sub-Head / Receiver / Item / Sub-Item		2008 Actual	2009 Estimates	2009 Revised Estimates	2010 Estimates
06	Other (Miscellaneous) - Brought Forward	\$ -	\$ 60,000	\$ -	\$ 60,000
002	San Fernando Corporation	118,056	50,000	-	30,000
003	Arima Borough Corporation	-	-	-	60,000
004	Point Fortin Borough Corporation	-	-	-	-
005	Agricultural Development Bank	4,605	-	3,960	-
006	Regional Corporations	273,002	150,000	150,000	150,000
008	Public Transport Service Corporation	-	90,000	40,000	90,000
009	Other Authorities	1,069,369	1,000,000	700,000	1,000,000
010	Chaguanas Borough Corporation	-	50,000	60,000	60,000
		1,465,032	1,400,000	953,960	1,450,000
AT4	CHIEF STATE SOLICITOR MINISTRY OF THE ATTORNEY GENERAL				
001	Recovery of Cost	21,500	-	132,320	-
AT5	PERMANENT SECRETARY MINISTRY OF THE ATTORNEY GENERAL				
001	Recovery of Training Expenses	-	-	-	-
CD1	PERMANENT SECRETARY MINISTRY OF COMMUNITY DEVELOPMENT, CULTURE AND GENDER AFFAIRS				
002	Proceeds from Best Village	32,560	50,000	50,610	50,000
ED1	PERMANENT SECRETARY MINISTRY OF EDUCATION				
001	Recoveries of Expenses from Government Scholars - National Scholars	12,973	-	640	-
EN1	PERMANENT SECRETARY MINISTRY OF ENERGY AND ENERGY INDUSTRIES				
001	Seismographic Surveys	2,870,653	6,000,000	56,000,000	20,000,000
002	Surplus Income from the Sale of Petroleum Products	-	-	-	-
003	Charge for relinquishing licensed area	-	-	-	-
		2,870,653	6,000,000	56,000,000	20,000,000
	Other (Miscellaneous) Carried Forward	4,402,718	7,450,000	57,137,530	21,500,000

Trinidad and Tobago

Head 07 - OTHER NON-TAX REVENUE

Sub-Head / Receiver / Item / Sub-Item		2008 Actual	2009 Estimates	2009 Revised Estimates	2010 Estimates
06	Other (Miscellaneous) - Brought Forward	\$ 4,402,718	\$ 7,450,000	\$ 57,137,530	\$ 21,500,000
FA1	PERMANENT SECRETARY MINISTRY OF FOREIGN AFFAIRS				
001	Contribution of Overseas Staff towards the Cost of Living Accommodation	525,056	650,000	1,000,000	1,050,000
FN1	COMPTROLLER OF ACCOUNTS MINISTRY OF FINANCE				
001	Gain on Sale of Investments	535	20,000	16,790	20,000
002	Recoveries of Overpayments relating to previous years	35,589,762	20,000,000	22,300,000	35,000,000
003	Post Office Savings Bank	-	-	-	-
005	Life Insurance Companies Salary Deduction Plan	566,147	500,000	508,500	510,000
008	Telephone, Telegram and Cablegram Charges	116,181	50,000	3,000	40,000
009	Government Vehicles Insurance Fund	32,116	150,000	450,000	500,000
010	Sundry	20,208,690	15,000,000	15,000,000	15,000,000
011	Unclaimed Deposits	37,841,552	15,000,000	15,000,689	23,000,000
012	In-operative Accounts at Commercial Banks	1,284,444	2,000,000	2,000,000	2,000,000
013	Recoveries of Expenses from Government Scholars	3,250	1,000	550	1,000
016	Fees - Payment for the use of Caption - "Brokers to the Government of Trinidad and Tobago"	-	10,000	-	10,000
020	Gain on Treasury Bills	-	100,000	-	500,000
021	Commission Fee - Petrotrin Energy Sector Loan	-	-	-	-
022	Seminar Fees - Venture Capital Incentive Programme	-	-	-	-
023	Net Settlement on Swap Transaction - Loan - Citibank N.A.	58,755,376	63,000,000	240,000,000	15,000,000
024	Commitment Fee-Postal Services Reform Loan No. 44580TR	-	25,000	-	25,000
025	Recovery of Expenses - Items issued to Public Officers for personal use	-	-	600	1,000
		154,398,053	115,856,000	295,280,129	91,607,000
FN3	COMPTROLLER OF CUSTOMS AND EXCISE MINISTRY OF FINANCE				
001	Excise Warehouse (Ch. 78:50)	631,062	500,000	450,000	568,000
	Other (Miscellaneous) Carried Forward	159,956,889	124,456,000	353,867,659	114,725,000

Trinidad and Tobago
Head 07 - OTHER NON-TAX REVENUE

Sub-Head / Receiver / Item / Sub-Item		2008 Actual	2009 Estimates	2009 Revised Estimates	2010 Estimates
06	Other (Miscellaneous) - Brought Forward	\$ 159,956,889	\$ 124,456,000	\$ 353,867,659	\$ 114,725,000
FN5	PERMANENT SECRETARY MINISTRY OF FINANCE (INVESTMENT DIVISION)				
002	Recovery of Expenses - National Enterprises Limited (NEL)	108,000	144,000	144,000	144,000
JM1	CHIEF MAGISTRATE JUDICIARY - MAGISTRACY				
001	Costs Recovered	-	1,000	-	-
NS2	CHIEF IMMIGRATION OFFICER MINISTRY OF NATIONAL SECURITY				
001	Refund of Repatriation Expenses	-	1,000	-	1,000
PA1	PERMANENT SECRETARY MINISTRY OF PUBLIC ADMINISTRATION				
001	Recoveries of Expenses from Government Scholars	387,663	500,000	230,000	500,000
PH1	PERMANENT SECRETARY MINISTRY OF PLANNING, HOUSING AND THE ENVIRONMENT				
001	Damages and Recovery of Cost - Environmental Management Authority	-	-	-	-
PU1	PERMANENT SECRETARY MINISTRY OF PUBLIC UTILITIES				
001	Contribution by West Indian Governments towards Cost of Meteorological Services at Rawinsonde Station, Piarco	-	40,000	-	139,000
002	Radar Contribution from Caribbean Meteorological Organisation	-	11,900	-	11,900
		-	51,900	-	150,900
WT1	PERMANENT SECRETARY MINISTRY OF WORKS AND TRANSPORT				
001	Forfeiture of Performance Deposit Bond	14,313,892	-	-	-
	Other (Miscellaneous) Carried Forward	174,766,444	125,153,900	354,241,659	115,520,900

Trinidad and Tobago
Head 07 - OTHER NON-TAX REVENUE

Sub-Head / Receiver / Item / Sub-Item		2008 Actual	2009 Estimates	2009 Revised Estimates	2010 Estimates
06	Other (Miscellaneous) - Brought Forward	\$ 174,766,444	\$ 125,153,900	\$ 354,241,659	\$ 115,520,900
WT3	DIRECTOR MARITIME SERVICES MINISTRY OF WORKS AND TRANSPORT				
001	Overtime to Maritime Services Division	46,214	44,000	44,000	44,000
002	Navigational Aids Dues (formerly Operation and Maintenance of Navigational Aids)	7,268,180	7,000,000	7,000,000	7,500,000
003	Surveys and Examinations	68,517	70,000	58,000	70,000
004	Overtime to Shipping Master Organisation	-	-	-	-
		7,382,911	7,114,000	7,102,000	7,614,000
	Sub-Head Total	182,149,355	132,267,900	361,343,659	123,134,900

Trinidad and Tobago

Head 08 - REPAYMENT OF PAST LENDING

Sub-Head / Receiver / Item / Sub-Item		2008 Actual	2009 Estimates	2009 Revised Estimates	2010 Estimates
01	Repayment of Loans by Local Government Bodies	\$ -	\$ -	\$ -	\$ -
03	Repayment of Loans by Public Enterprises	20,924,181	15,134,255	15,216,292	13,481,200
04	Repayment of Loans by Other Enterprises	14,948	15,900	15,400	15,400
06	Repayment of Other Loans	2,516,966	6,111,470	3,598,498	5,780,530
Total		23,456,095	21,261,625	18,830,190	19,277,130

Estimates 2010	19,277,130
Revised Estimates 2009	18,830,190
Increase	446,940

Sub-Head / Receiver / Item / Sub-Item		2008 Actual	2009 Estimates	2009 Revised Estimates	2010 Estimates
01	Repayment of Loans by Local Government Bodies	\$	\$	\$	\$
FN1	COMPTROLLER OF ACCOUNTS MINISTRY OF FINANCE				
001	Arima Borough Corporation				
01	Velodrome	-	-	-	-
003	Port of Spain Corporation				
01	Workers' Home	-	-	-	-
02	Loans Consolidated	-	-	-	-
03	St. James Improvement Scheme	-	-	-	-
Sub-Head Total		-	-	-	-

Trinidad and Tobago

Head 08 - REPAYMENT OF PAST LENDING

Sub-Head / Receiver / Item / Sub-Item		2008 Actual	2009 Estimates	2009 Revised Estimates	2010 Estimates
03	<u>Repayment of Loans by Public Enterprises</u>	\$	\$	\$	\$
FNI	COMPTROLLER OF ACCOUNTS MINISTRY OF FINANCE				
002	Trinidad and Tobago Mortgage Finance Company Limited	6,236,974	6,598,255	6,598,255	6,981,200
003	Trinidad and Tobago Development Finance Company Limited	-	-	-	-
016	Industrial Development Corporation	-	-	-	-
023	Petrotrin - Energy Sector Loan	5,997,379	2,016,000	2,098,037	-
024	Mt. Hope Maternity Hospital	-	-	-	-
025	Trinidad and Tobago Postal Corporation	-	-	-	-
026	Sugar Manufacturing Company Limited (SMCL)	-	-	-	-
027	National Energy Skills Centre	-	-	-	-
		12,234,353	8,614,255	8,696,292	6,981,200
PHI	PERMANENT SECRETARY MINISTRY OF PLANNING, HOUSING AND THE ENVIRONMENT				
001	National Housing Authority (now Housing Development Corporation)	-	-	-	-
003	Shelter Construction Financing Facility	8,689,828	6,520,000	6,520,000	6,500,000
		8,689,828	6,520,000	6,520,000	6,500,000
	Sub-Head Total	20,924,181	15,134,255	15,216,292	13,481,200
04	<u>Repayment of Loans by Other Enterprises</u>				
FNI	COMPTROLLER OF ACCOUNTS MINISTRY OF FINANCE				
002	Loans to Students	-	500	-	-
007	St. Paul's Parish Church	-	-	-	-
009	Mount St. Benedict Abbey	-	-	-	-
010	Canaan Unity Benefit Friendly Society	-	-	-	-
013	Naparima Star Lodge and Pride of Naparima Lodge	-	-	-	-
015	Holy Trinity Cathedral	14,948	15,400	15,400	15,400
	Sub-Head Total	14,948	15,900	15,400	15,400

Trinidad and Tobago

Head 08 - REPAYMENT OF PAST LENDING

Sub-Head / Receiver / Item / Sub-Item		2008 Actual	2009 Estimates	2009 Revised Estimates	2010 Estimates
06	Repayment of Other Loans	\$	\$	\$	\$
FN1	COMPTROLLER OF ACCOUNTS MINISTRY OF FINANCE				
006	Government of Belize	12,600	12,915	12,915	12,920
008	Caribbean Development Bank	330,938	330,938	330,938	-
009	Guarantee of Loans to Students-(Students Cess Act, 1989)	723	15,000	15,000	15,000
012	Government of Grenada	-	-	-	-
013	Government of St. Vincent	-	-	-	-
014	Government of Guyana	2,172,705	5,752,617	3,239,645	5,752,610
	Sub-Head Total	2,516,966	6,111,470	3,598,498	5,780,530

Trinidad and Tobago
Head 09 - CAPITAL REVENUE

Sub-Head / Receiver / Item / Sub-Item		2008 Actual	2009 Estimates	2009 Revised Estimates	2010 Estimates
02	Sale of Assets	\$ 5,522,795	\$ 4,036,300	\$ 3,895,350	\$ 3,865,350
07	Unspent Balances Stat. Boards & Similar Bodies	17,015,776	1,000,000	18,738,243	15,000,000
09	Grants	15,050,946	21,000,000	21,000,000	3,500,000
10	Extraordinary	-	-	-	-
11	Transfers From Student Revolving Loan Fund	-	-	-	-
Total		37,589,517	26,036,300	43,633,593	22,365,350

Estimates 2010	22,365,350
Revised Estimates 2009	43,633,593
Decrease	<u>21,268,243</u>

Sub-Head / Receiver / Item / Sub-Item		2008 Actual	2009 Estimates	2009 Revised Estimates	2010 Estimates
02	Sale of Assets	\$	\$	\$	\$
AL3	COMMISSIONER OF STATE LANDS MINISTRY OF AGRICULTURE, LAND AND MARINE RESOURCES				
001	Sale of Lands Formerly owned by Caroni (1975) Ltd	925,998	750,000	900,000	900,000
FN1	COMPTROLLER OF ACCOUNTS MINISTRY OF FINANCE				
001	Sale of Other Assets	483,470	-	-	-
PA3	PERMANENT SECRETARY MINISTRY OF PUBLIC ADMINISTRATION				
001	Sale of Government Buildings	3,942,627	2,845,350	2,845,350	2,815,350
002	Sale of Quarters of former Defence Officers - Diamond Vale	170,700	440,950	150,000	150,000
		4,113,327	3,286,300	2,995,350	2,965,350
	Sale of Assets Carried Forward	5,522,795	4,036,300	3,895,350	3,865,350

Trinidad and Tobago
Head 09 - CAPITAL REVENUE

Sub-Head / Receiver / Item / Sub-Item		2008 Actual	2009 Estimates	2009 Revised Estimates	2010 Estimates
02	Sale of Assets - Brought Forward	\$ 5,522,795	\$ 4,036,300	\$ 3,895,350	\$ 3,865,350
PH1	PERMANENT SECRETARY MINISTRY OF PLANNING, HOUSING AND THE ENVIRONMENT				
001	Sale of Housing Lots Developed by NHA	-	-	-	-
	Sub-Head Total	5,522,795	4,036,300	3,895,350	3,865,350
07	<u>Unspent Balances Stat. Boards & Similar Bodies</u>				
FN1	COMPTROLLER OF ACCOUNTS MINISTRY OF FINANCE				
001	Unspent Balances Stat. Boards & Similar Bodies	17,015,776	1,000,000	18,738,243	15,000,000
	Sub-Head Total	17,015,776	1,000,000	18,738,243	15,000,000
09	Grants				
FN1	COMPTROLLER OF ACCOUNTS MINISTRY OF FINANCE				
001	Grants	15,050,946	21,000,000	21,000,000	3,500,000
	Sub-Head Total	15,050,946	21,000,000	21,000,000	3,500,000
10	Extraordinary				
FN1	COMPTROLLER OF ACCOUNTS MINISTRY OF FINANCE				
001	Proceeds from Litigation	-	-	-	-
	Extraordinary Carried Forward	-	-	-	-

Trinidad and Tobago
Head 09 - CAPITAL REVENUE

Sub-Head / Receiver / Item / Sub-Item		2008 Actual	2009 Estimates	2009 Revised Estimates	2010 Estimates
FN2	CHAIRMAN BOARD OF INLAND REVENUE MINISTRY OF FINANCE	\$	\$	\$	\$
002	Regulated Industries Commission - Deposits of amounts appropriated in the financial years 2006 and 2007	-	-	-	-
	Sub-Head Total	-	-	-	-
11	Transfers From Student Revolving Loan Fund				
FN1	COMPTROLLER OF ACCOUNTS MINISTRY OF FINANCE				
001	Transfers from Student Revolving Loan Fund	-	-	-	-
	Sub-Head Total	-	-	-	-

Trinidad and Tobago

Head 10 - BORROWING

Sub-Head / Receiver / Item / Sub-Item		2008 Actual	2009 Estimates	2009 Revised Estimates	2010 Estimates
		\$	\$	\$	\$
FNT	COMPTROLLER OF ACCOUNTS MINISTRY OF FINANCE				
01	Domestic	19,101,828	952,500,000	670,500,000	2,000,000,000
02	Foreign	1,182,769,408	2,639,920,000	1,836,036,132	2,793,810,000
Total		1,201,871,236	3,592,420,000	2,506,536,132	4,793,810,000

Estimates 2010	4,793,810,000
Revised Estimates 2009	2,506,536,132
Increase	<u>2,287,273,868</u>

ESTIMATES OF REVENUE

TOBAGO

2010

ALSO INCLUDED IN MAIN REVENUE ESTIMATES

Head 01 - TAXES ON INCOME AND PROFITS

Sub-Head / Receiver / Item / Sub-Item		2008 Actual	2009 Estimates	2009 Revised Estimates	2010 Estimates
		\$	\$	\$	\$
FN2	CHAIRMAN BOARD OF INLAND REVENUE MINISTRY OF FINANCE				
02	Other Companies (Ch. 75:02)	7,851,893	-	5,500,000	5,600,000
03	Individuals (Ch. 75:01)	43,904,401	50,000,000	50,000,000	50,000,000
04	Withholding Tax (Ch. 75:01)	1,361,625	320,000	700,000	700,000
06	National Recovery Impost	-	-	-	-
07	Business Levy (Ch. 75:02)	2,134,399	1,400,000	1,550,000	1,550,000
09	Health Surcharge (Ch. 75:01)	6,809,071	8,600,000	7,200,000	7,200,000
Total		62,061,389	60,320,000	64,950,000	65,050,000

Estimates 2010	65,050,000
Revised Estimates 2009	64,950,000
Increase	<u>100,000</u>

Head 02 - TAXES ON PROPERTY

Sub-Head / Receiver / Item / Sub-Item		2008 Actual	2009 Estimates	2009 Revised Estimates	2010 Estimates
01	Lands and Buildings Taxes (Ch. 76:04)	\$ 4,594,677	\$ 4,800,000	\$ 4,100,000	\$ 4,500,000
Total		4,594,677	4,800,000	4,100,000	4,500,000

Estimates 2010	4,500,000
Revised Estimates 2009	4,100,000
Increase	<u>400,000</u>

Sub-Head / Receiver / Item / Sub-Item		2008 Actual	2009 Estimates	2009 Revised Estimates	2010 Estimates
R08	REVENUE OFFICER IV TOBAGO	\$	\$	\$	\$
001	Lands and Buildings Taxes (Ch. 76:04)	4,594,677	4,800,000	4,100,000	4,500,000
Sub-Head Total		4,594,677	4,800,000	4,100,000	4,500,000

Head 03 - TAXES ON GOODS AND SERVICES

Sub-Head / Receiver / Item / Sub-Item		2008 Actual	2009 Estimates	2009 Revised Estimates	2010 Estimates
		\$	\$	\$	\$
04	Liquor & Miscellaneous Business Licences & Fees	894,446	939,975	900,575	905,200
05	Motor Vehicles Taxes and Duties (Chap. 48:50)	3,904,290	5,738,900	2,886,790	3,287,200
06	Other	13,651,705	13,127,800	9,952,600	13,157,800
07	Value Added Tax (Ch. 75:06 - Act No. 37 of 1989)	43,931,895	29,000,000	38,000,000	38,000,000
08	Alcohol and Tobacco Taxes (Ch. 77:01)	14,275	10,000	5,000	5,000
Total		62,396,611	48,816,675	51,744,965	55,355,200

Estimates 2010	55,355,200
Revised Estimates 2009	51,744,965
Increase	3,610,235

Sub-Head / Receiver / Item / Sub-Item		2008 Actual	2009 Estimates	2009 Revised Estimates	2010 Estimates
		\$	\$	\$	\$
04	<u>Liquor & Miscellaneous Business Licences & Fees</u>				
FN3	COMPTROLLER OF CUSTOMS AND EXCISE MINISTRY OF FINANCE				
003	Spirit Retailers, Towns (Ch. 84:10)	-	-	9,000	-
004	Spirit Retailers, Elsewhere (Ch. 84:10)	137,475	135,000	125,000	135,000
007	Spirit Grocers, Elsewhere (Ch. 84:10)	177,750	180,000	192,000	192,000
008	Spirit Dealers (Ch. 84:10)	5,400	5,400	5,400	5,400
009	Special Hotel up to 15 bedrooms (Ch. 84:10)	18,000	40,500	18,000	18,000
010	Special Hotel, 16-49 bedrooms (Ch. 84:10)	96,750	70,000	72,000	72,000
011	Special Hotel, 50-150 bedrooms (Ch. 84:10)	27,000	40,500	33,750	33,750
012	Special Hotel, more than 150 bedrooms (Ch. 84:10)	15,750	12,000	9,000	9,000
013	Hotel Spirit, up to 15 bedrooms (Ch. 84:10)	6,750	9,000	6,750	6,750
014	Hotel Spirit, 16-49 bedrooms (Ch. 84:10)	2,250	2,250	2,250	2,250
015	Hotel Spirit, 50 - 150 bedrooms (Ch. 84:10)	-	-	-	-
019	Restaurant, Elsewhere (Ch. 84:10)	6,750	15,750	15,750	15,750
022	Special Restaurant, Elsewhere (Ch. 84:10)	321,573	337,500	337,500	337,500
025	Night Bar, Elsewhere (Ch. 84:10)	9,000	4,500	9,000	9,000
028	Wine Retailers, Elsewhere (Ch. 84:10)	5,036	3,375	1,800	3,375
029	Wine Merchants (Ch. 84:10)	675	1,350	675	675
	Liquor & Miscellaneous Business Licences & Fees Carried Forward	830,159	857,125	837,875	840,450

Head 03 - TAXES ON GOODS AND SERVICES

Sub-Head / Receiver / Item / Sub-Item		2008 Actual	2009 Estimates	2009 Revised Estimates	2010 Estimates
04	Liquor & Miscellaneous Business Licences & Fees - Brought Forward	\$ 830,159	\$ 857,125	\$ 837,875	\$ 840,450
038	Clubs (Chap. 21:01)	22,500	22,500	22,500	22,500
		852,659	879,625	860,375	862,950
JM1	CHIEF MAGISTRATE JUDICIARY - MAGISTRACY				
001	Occasional (Chap. 84:10)	41,580	60,000	40,000	42,000
002	Transfer Fees (Chap. 84:10)	207	350	200	250
		41,787	60,350	40,200	42,250
	Sub-Head Total	894,446	939,975	900,575	905,200
05	<u>Motor Vehicles Taxes and Duties (Chap. 48:50)</u>				
FN2	CHAIRMAN BOARD OF INLAND REVENUE MINISTRY OF FINANCE				
001	Motor Vehicles Taxes (Ch. 48:50)	785,487	-	58,000	35,000
003	Tax on Transfer of Used Motor Vehicles (Ch. 48:50)	818,493	740,000	650,000	700,000
		1,603,980	740,000	708,000	735,000
FN3	COMPTROLLER OF CUSTOMS AND EXCISE MINISTRY OF FINANCE				
001	Motor Vehicles Taxes (Ch. 48:50)	-	2,600,000	-	160,000
WT2	TRANSPORT COMMISSIONER MINISTRY OF WORKS AND TRANSPORT				
002	3-year Driving Permits (Ch. 48:50)	1,369,600	1,500,000	1,350,000	1,500,000
003	1-year Driving Permits (Ch. 48:50)	2,445	2,500	2,500	2,500
004	Provisional Driving Permits (Ch. 48:50)	57,780	56,000	50,000	56,000
006	Duplicate Permits (Ch. 48:50)	25,960	26,000	26,000	26,000
007	Taxi Drivers' Licences (Ch. 48:50)	1,220	1,200	1,200	1,200
008	Examination of Drivers (Ch. 48:50)	376,800	375,000	330,000	375,000
009	Road Permits (Ch. 48:50)	19,800	19,000	19,000	19,000
010	Inspection Fees (Ch. 48:50)	195,900	200,000	195,000	197,000
011	Driving Certificates (Ch. 48:50)	35,800	35,000	28,500	35,000
012	Dealers' Licences (Ch. 48:50)	-	4,800	-	1,200
	Motor Vehicles Taxes and Duties (Chap. 48:50) Carried Forward	3,689,285	5,559,500	2,710,200	3,107,900

Head 03 - TAXES ON GOODS AND SERVICES

Sub-Head / Receiver / Item / Sub-Item		2008 Actual	2009 Estimates	2009 Revised Estimates	2010 Estimates
05	Motor Vehicles Taxes and Duties (Chap. 48:50) - Brought Forward	\$ 3,689,285	\$ 5,559,500	\$ 2,710,200	\$ 3,107,900
013	Registration of Motor Vehicles (Ch. 48:50)	45,530	40,000	34,000	40,000
014	Certified Extracts of Register (Ch. 48:50)	60,540	55,000	55,000	55,000
015	Changes of Ownership (Ch. 48:50)	21,720	-	7,590	-
016	Amendments to Register (Ch. 48:50)	29,620	32,000	27,700	30,000
018	Examination Study Guides (Ch. 48:50)	32,515	30,000	32,000	32,000
019	Refund of Travelling Expenses	3,300	2,600	3,400	3,400
020	Miscellaneous	-	-	-	-
022	Licence Endorsements (Ch. 48:50)	9,180	7,500	6,400	7,000
023	Processing of H-Vehicles Applications (Ch. 48:50)	5,620	5,500	4,500	5,500
025	Renewal of Taxi Driver Licence/Badge (Ch. 48:50)	6,980	6,400	6,000	6,000
026	Application for Maxi-Taxi Licence (Ch. 48:53)	-	400	-	400
		2,300,310	2,398,900	2,178,790	2,392,200
	Sub-Head Total	3,904,290	5,738,900	2,886,790	3,287,200
06	Other				
AL1	PERMANENT SECRETARY MINISTRY OF AGRICULTURE, LAND AND MARINE RESOURCES				
001	Sawmills (Chap 66:02)	-	1,000	-	500
002	Wild Animals and Birds (Chap. 67:01)	5,780	4,000	4,600	4,800
		5,780	5,000	4,600	5,300
EN1	PERMANENT SECRETARY MINISTRY OF ENERGY AND ENERGY INDUSTRIES				
001	Marketing Licences (Retail at Petrol Stations, etc) (Chap. 62:01)	600	1,500	1,200	1,500
003	Pipe Lines Licences (Ch. 62:01)	-	-	-	-
006	Marketing Licences for Petroleum By-products (Chapter 62:01)	800	-	400	-
		1,400	1,500	1,600	1,500
FN2	CHAIRMAN BOARD OF INLAND REVENUE MINISTRY OF FINANCE				
004	Tax Clearance Certificates (Ch. 75:01 & 75:06)	17,900	12,000	12,000	12,000
005	Moneylenders (Chap. 84:04)	1,000	1,000	500	1,000
	Other				
	Carried Forward	26,080	19,500	18,700	19,800

Head 03 - TAXES ON GOODS AND SERVICES

Sub-Head / Receiver / Item / Sub-Item		2008 Actual	2009 Estimates	2009 Revised Estimates	2010 Estimates
06	Other	\$	\$	\$	\$
	- Brought Forward	26,080	19,500	18,700	19,800
006	Pawnbrokers (Chap. 84:05)	-	-	-	-
015	Hotel Room Tax (Chap. 77:01)	11,926,577	12,000,000	9,000,000	12,000,000
019	Transaction Tax on Financial Services (Chap. 77:01)	89,642	75,000	110,000	110,000
021	Club Gaming Tax (Chap. 21:01)	1,534,856	950,000	750,000	950,000
		13,569,975	13,038,000	9,872,500	13,073,000
FN3	COMPTROLLER OF CUSTOMS AND EXCISE MINISTRY OF FINANCE				
001	Broadcasting, Receiving and Transmitting Sets (Chap. 36:02)	-	-	-	-
003	Dealers Licences- Wireless Telegraphy (Chap. 26:27)	-	-	-	-
HE1	PERMANENT SECRETARY MINISTRY OF HEALTH				
003	Application for Registration of a Pesticide (Ch. 30:03)	-	-	-	-
005	Application for Licensing of Premises for Pesticides (Ch. 30:03)	2,400	2,000	1,000	2,000
006	Application for Shopkeeper licence to sell drugs (Chap 29:52)	-	150	150	150
		2,400	2,150	1,150	2,150
JM1	CHIEF MAGISTRATE JUDICIARY - MAGISTRACY				
002	Cinema - (Chap. 20:10)	3,000	-	-	-
003	Explosives (Chap 16:02)	250	250	750	750
004	Sale of Old Metal and Marine Stores (Chap. 84:07)	-	-	-	-
005	Hucksters and Pedlars (Chap. 84:09 & 84:08)	800	1,000	1,000	1,000
006	Precious Metals and Stones (Chap. 84:06)	3,000	3,000	2,400	3,000
007	Produce - Sale of (Chap. 63:52)	-	-	-	-
008	Theatres and Dance Halls (Chap. 21:03)	1,050	1,100	800	1,100
009	Tourist Guides (Chap. 87:53)	440	400	400	400
010	Commissioners of Affidavits (Chap 6:52)	100	200	100	100
		8,640	5,950	5,450	6,350
JS1	REGISTRAR JUDICIARY - SUPREME COURT				
001	Bailiffs - (Ch. 4:61 - Act No. 58 of 2000)	500	1,000	500	500
	Other				
	Carried Forward	13,588,695	13,053,600	9,885,800	13,088,800

Head 03 - TAXES ON GOODS AND SERVICES

Sub-Head / Receiver / Item / Sub-Item		2008 Actual	2009 Estimates	2009 Revised Estimates	2010 Estimates
06	Other - Brought Forward	\$ 13,588,695	\$ 13,053,600	\$ 9,885,800	\$ 13,088,800
NS2	CHIEF IMMIGRATION OFFICER MINISTRY OF NATIONAL SECURITY				
001	Departure Tax - Ports other than Airports	4,750	8,000	10,300	10,500
NS3	COMMISSIONER OF POLICE MINISTRY OF NATIONAL SECURITY				
001	Firearms and Ammunition (Chap.16:01)	45,360	45,000	45,000	45,000
PU1	PERMANENT SECRETARY MINISTRY OF PUBLIC UTILITIES				
007	Housing Electricians	5,700	6,000	7,500	7,500
WT3	DIRECTOR MARITIME SERVICES MINISTRY OF WORKS AND TRANSPORT				
001	Certificates of Competence (Ch. 50:08)	-	-	-	-
003	Motor Launches (Ch. 50:08)	7,200	15,200	4,000	6,000
005	Registration of Ships (Ch. 50:10)	-	-	-	-
		----- 7,200	----- 15,200	----- 4,000	----- 6,000
	Sub-Head Total	13,651,705	13,127,800	9,952,600	13,157,800
07	<u>Value Added Tax (Ch. 75:06 - Act No. 37 of 1989)</u>				
FN2	CHAIRMAN BOARD OF INLAND REVENUE MINISTRY OF FINANCE				
001	Value Added Tax (Ch. 75:06 - Act No. 37 of 1989)	43,931,895	29,000,000	38,000,000	38,000,000
	Sub-Head Total	43,931,895	29,000,000	38,000,000	38,000,000

Head 03 - TAXES ON GOODS AND SERVICES

Sub-Head / Receiver / Item / Sub-Item		2008 Actual	2009 Estimates	2009 Revised Estimates	2010 Estimates
08	<u>Alcohol and Tobacco Taxes (Ch. 77:01)</u>	\$	\$	\$	\$
FN3	COMPTROLLER OF CUSTOMS AND EXCISE MINISTRY OF FINANCE				
001	Alcohol and Other Beverages Tax				
002	Tobacco Tax (Ch. 77:01)	14,275	10,000	5,000	5,000
	Sub-Head Total	14,275	10,000	5,000	5,000

Head 04 - TAXES ON INTERNATIONAL TRADE

Sub-Head / Receiver / Item / Sub-Item		2008 Actual	2009 Estimates	2009 Revised Estimates	2010 Estimates
01	Import Duties	\$ 4,872,209	\$ 5,070,000	\$ 5,021,000	\$ 5,026,000
02	Other	-	-	-	-
Total		4,872,209	5,070,000	5,021,000	5,026,000

Estimates 2010	5,026,000
Revised Estimates 2009	5,021,000
Increase	5,000

Sub-Head / Receiver / Item / Sub-Item		2008 Actual	2009 Estimates	2009 Revised Estimates	2010 Estimates
01	Import Duties	\$	\$	\$	\$
FN3	COMPTROLLER OF CUSTOMS AND EXCISE MINISTRY OF FINANCE				
001	Import Duties (Chap. 78:01)	4,800,773	5,000,000	5,000,000	5,000,000
002	Stamp Duty on Bills of Entry	-	-	-	-
004	Special Tax - Household Effects (Ch. 77:01)	64,695	60,000	20,000	25,000
005	Import Surcharge (Ch. 77:01)	6,741	10,000	1,000	1,000
Sub-Head Total		4,872,209	5,070,000	5,021,000	5,026,000

Head 05 - OTHER TAXES

Sub-Head / Receiver / Item / Sub-Item		2008 Actual	2009 Estimates	2009 Revised Estimates	2010 Estimates
		\$	\$	\$	\$
FN2	CHAIRMAN BOARD OF INLAND REVENUE MINISTRY OF FINANCE				
01	Stamp Duties (Chap. 76:01)	11,393,121	8,000,000	8,000,000	8,000,000
Total		11,393,121	8,000,000	8,000,000	8,000,000

Estimates 2010	8,000,000
Revised Estimates 2009	8,000,000
				<u>NIL</u>

Head 06 - PROPERTY INCOME

Sub-Head / Receiver / Item / Sub-Item		2008 Actual	2009 Estimates	2009 Revised Estimates	2010 Estimates
01	Rental Income	\$ 506,559	\$ 360,000	\$ 365,000	\$ 383,000
02	Interest Income	50,000	50,000	35,000	35,000
Total		556,559	410,000	400,000	418,000

Estimates 2010	418,000
Revised Estimates 2009	400,000
Increase	18,000

Sub-Head / Receiver / Item / Sub-Item		2008 Actual	2009 Estimates	2009 Revised Estimates	2010 Estimates
01	Rental Income	\$	\$	\$	\$
AL3	COMMISSIONER OF STATE LANDS MINISTRY OF AGRICULTURE, LAND AND MARINE RESOURCES				
001	Ground Rents (excluding Quarries, Sand and Gravel Pits (Chapter 57:01))	20,363	27,000	28,000	28,000
002	Wayleave for Oilpipes along roads	-	-	-	-
005	Rents of Housing Lots - Trinidad & Tobago Housing Development Corporation (formerly N. H. A.)	14,091	33,000	37,000	40,000
		34,454	60,000	65,000	68,000
PA3	PERMANENT SECRETARY MINISTRY OF PUBLIC ADMINISTRATION				
001	Lease Payments / Rents of Government Buildings	152,440	140,000	90,000	90,000
SY1	PERMANENT SECRETARY MINISTRY OF SPORT AND YOUTH AFFAIRS				
012	Proceeds from Dwight Yorke Stadium -Bacolet	319,665	150,000	210,000	215,000
WT3	DIRECTOR MARITIME SERVICES MINISTRY OF WORKS AND TRANSPORT				
001	Rental of Vessels - Maritime Services	-	10,000	-	10,000
Sub-Head Total		506,559	360,000	365,000	383,000

Head 06 - PROPERTY INCOME

Sub-Head / Receiver / Item / Sub-Item		2008 Actual	2009 Estimates	2009 Revised Estimates	2010 Estimates
02	Interest Income	\$	\$	\$	\$
FN1	COMPTROLLER OF ACCOUNTS MINISTRY OF FINANCE				
003	Interest on Loans and Advances				
09	Loans to Students	-	-	-	-
17	Interest on Loans to Public Servants	50,000	50,000	35,000	35,000
		50,000	50,000	35,000	35,000
	Sub-Head Total	50,000	50,000	35,000	35,000

Head 07 - OTHER NON-TAX REVENUE

Sub-Head / Receiver / Item / Sub-Item		2008 Actual	2009 Estimates	2009 Revised Estimates	2010 Estimates
01	Administrative Fees and Charges	\$ 2,820,539	\$ 1,053,445	\$ 2,283,250	\$ 2,293,350
02	Fines and Forfeitures	1,861,491	157,000	1,643,300	1,652,000
04	Non-Industrial Sales	53,402	72,750	32,810	45,450
06	Other (Miscellaneous)	54,282	48,400	32,840	50,000
Total		4,789,714	1,331,595	3,992,200	4,040,800

Estimates 2010	4,040,800
Revised Estimates 2009	3,992,200
Increase	48,600

Sub-Head / Receiver / Item / Sub-Item		2008 Actual	2009 Estimates	2009 Revised Estimates	2010 Estimates
01	Administrative Fees and Charges	\$	\$	\$	\$
AL1	PERMANENT SECRETARY MINISTRY OF AGRICULTURE, LAND AND MARINE RESOURCES				
002	Veterinary Officers' Fees (Ch. 67:04)	270	300	300	300
005	Import Permits (Ch. 67:02)	-	-	-	-
		270	300	300	300
EB1	CHIEF ELECTIONS OFFICER ELECTIONS AND BOUNDARIES COMMISSION				
001	Fees for the replacement of Identification Cards	13,880	-	10,000	10,000
ED1	PERMANENT SECRETARY MINISTRY OF EDUCATION				
004	External Examination - Local Fees for Candidates	18,432	7,000	10,000	10,000
005	Adult Classes	14	-	100	100
006	Polytechnic Registration	-	-	-	-
010	Registration & Examination Fees - J.S. Donaldson Technical Institute	-	-	-	-
	Administrative Fees and Charges Carried Forward	32,596	7,300	20,400	20,400

Head 07 - OTHER NON-TAX REVENUE

Sub-Head / Receiver / Item / Sub-Item		2008 Actual	2009 Estimates	2009 Revised Estimates	2010 Estimates
		\$	\$	\$	\$
01	Administrative Fees and Charges - Brought Forward	32,596	7,300	20,400	20,400
012	Registration of Teachers	1,110	300	1,000	1,000
013	Examination Fees not elsewhere classified	440	200	400	500
014	Sale of Dictionary of Occupational Titles	-	-	-	-
015	Fees - Certified Examinations Statements and Transcripts	4,080	4,000	4,000	4,000
016	Textbook Rental Programme - Fees	-	-	-	-
		24,076	11,500	15,500	15,600
FN2	CHAIRMAN BOARD OF INLAND REVENUE MINISTRY OF FINANCE				
002	Warden's Search Fees	4,545	3,900	4,000	4,000
FN3	COMPTROLLER OF CUSTOMS AND EXCISE MINISTRY OF FINANCE				
001	Comptroller of Customs and Excise (Ch. 78:01)	18,670	17,000	19,000	20,000
002	Processing of Bills of Sight (Ch. 78:01)	7,600	25,000	7,000	7,000
003	Container Processing Fees (Ch. 78:01)	40,950	40,000	35,000	35,000
		67,220	82,000	61,000	62,000
FN4	SUPERVISOR OF INSURANCE MINISTRY OF FINANCE				
002	Registration Fees - Insurance Act, 1980	7,800	-	-	-
HE1	PERMANENT SECRETARY MINISTRY OF HEALTH				
002	Hospital - Miscellaneous	75	200	200	200
003	Chemist	-	300	300	300
004	Pathology	-	-	-	-
005	Hospital - X-ray Electrical Treatment and Physiotherapy	-	-	-	-
006	Hospital - Maintenance of Patients and Operation Fees	-	-	-	-
		75	500	500	500
JM1	CHIEF MAGISTRATE JUDICIARY - MAGISTRACY				
001	District and Petty Civil Courts	239	-	-	-
	Administrative Fees and Charges Carried Forward	118,105	98,200	91,300	92,400

Head 07 - OTHER NON-TAX REVENUE

Sub-Head / Receiver / Item / Sub-Item		2008 Actual	2009 Estimates	2009 Revised Estimates	2010 Estimates
01	Administrative Fees and Charges - Brought Forward	\$ 118,105	\$ 98,200	\$ 91,300	\$ 92,400
002	Magistrates' Courts	4,308	-	-	4,000
003	Liquor Licences - Application Fees	1,790	-	-	1,500
004	Magistrates' Notes of Evidence	3,164	-	-	2,000
		9,501	-	-	7,500
JS1	REGISTRAR JUDICIARY - SUPREME COURT				
001	Registrar, Supreme Court	47,983	-	40,000	40,000
004	Marshal	2,206	-	1,000	1,000
		50,189	-	41,000	41,000
LA1	REGISTRAR GENERAL MINISTRY OF LEGAL AFFAIRS				
001	Registrar General	610,409	565,000	600,000	600,000
002	Application for Marriage Officers' Licence	150	6,545	150	150
003	Marriage Officers' Licence Fee	200	-	-	-
004	Renewal of Marriage Officers' Licence	100	-	-	-
		610,859	571,545	600,150	600,150
LA3	PERMANENT SECRETARY MINISTRY OF LEGAL AFFAIRS				
001	Rent Assessment Board	1	-	-	-
002	Inspector of Weights and Measures	110	-	-	-
		111	-	-	-
NS1	PERMANENT SECRETARY MINISTRY OF NATIONAL SECURITY				
004	Work Permits Duration Fees	-	-	-	-
NS2	CHIEF IMMIGRATION OFFICER MINISTRY OF NATIONAL SECURITY				
001	Passport and Permit Fees	1,411,650	-	1,000,000	1,000,000
002	Immigration-Boarding and Clearing Fees	23,600	8,800	8,800	9,000
005	Restoration of Citizenship - Application Fees	600	-	1,000	1,000
006	Restoration of Citizenship - Certificate Fees	1,500	500	2,000	2,000
007	Issue of Letters confirming Citizenship or Residence	1,100	-	1,200	1,200
		1,438,450	9,300	1,013,000	1,013,200
	Administrative Fees and Charges Carried Forward	2,226,976	679,045	1,745,450	1,754,250

Head 07 - OTHER NON-TAX REVENUE

Sub-Head / Receiver / Item / Sub-Item		2008 Actual	2009 Estimates	2009 Revised Estimates	2010 Estimates
01	Administrative Fees and Charges - Brought Forward	\$ 2,226,976	\$ 679,045	\$ 1,745,450	\$ 1,754,250
NS3	COMMISSIONER OF POLICE MINISTRY OF NATIONAL SECURITY				
001	Clothing and Powder Cart	-	-	-	-
003	Miscellaneous	138,494	5,500	100,000	100,000
004	Fees for lodgement of firearms	-	-	-	-
		138,494	5,500	100,000	100,000
NS4	CHIEF FIRE OFFICER MINISTRY OF NATIONAL SECURITY				
001	Special Services	23,295	800	20,000	20,000
002	Examination Fees	60	100	100	100
		23,355	900	20,100	20,100
PH1	PERMANENT SECRETARY MINISTRY OF PLANNING, HOUSING AND THE ENVIRONMENT				
001	Preparation of Deeds - Residential Leases	-	-	-	-
PUI	PERMANENT SECRETARY MINISTRY OF PUBLIC UTILITIES				
004	Government Electrical Inspectors' Fees	415,504	350,000	400,000	400,000
SC1	DIRECTOR OF PERSONNEL ADMINISTRATION SERVICE COMMISSIONS DEPARTMENT				
001	Civil Service Entrance Examination Fees	2,550	2,000	2,000	2,000
WT1	PERMANENT SECRETARY MINISTRY OF WORKS AND TRANSPORT				
002	Advertising Fees - Highways Beautification Unit	-	-	-	-
WT2	TRANSPORT COMMISSIONER MINISTRY OF WORKS AND TRANSPORT				
001	Weighbridge Fees	13,660	14,000	13,700	14,000
002	Miscellaneous	-	-	-	-
003	Registration Fee for Testing Station	-	-	-	-
004	Renewal Fee for Testing Station	-	2,000	2,000	3,000
	Administrative Fees and Charges Carried Forward	2,820,539	1,053,445	2,283,250	2,293,350

Head 07 - OTHER NON-TAX REVENUE

Sub-Head / Receiver / Item / Sub-Item		2008 Actual	2009 Estimates	2009 Revised Estimates	2010 Estimates
01	Administrative Fees and Charges - Brought Forward	\$ 2,820,539	\$ 1,053,445	\$ 2,283,250	\$ 2,293,350
005	Examiner Certificate Fee	-	-	-	-
006	Renewal of Examiner Certificate Fee	-	-	-	-
		13,660	16,000	15,700	17,000
	Sub-Head Total	2,820,539	1,053,445	2,283,250	2,293,350
02	<u>Fines and Forfeitures</u>				
FN3	COMPTROLLER OF CUSTOMS AND EXCISE MINISTRY OF FINANCE				
001	Fines and Seizures (Ch. 78:50)(Ch. 78:01)	23,450	24,000	20,000	20,000
IN1	PERMANENT SECRETARY MINISTRY OF INFORMATION				
001	Penalties and Fines National Library & Information Services (NALIS) Formerly Central Library	5,881	3,000	1,800	-
JM1	CHIEF MAGISTRATE JUDICIARY - MAGISTRACY				
001	Magistrates' Courts	1,198,260	-	1,000,000	1,000,000
002	Petty Civil Courts	-	-	-	-
003	Poundage Fees	2,350	2,000	2,000	2,000
004	Miscellaneous	-	-	-	-
005	Motor Vehicle and Road Traffic (Fixed Penalty) (Amendment) Regulation, 1984 (Ticket System)	488,650	-	490,000	500,000
		1,689,260	2,000	1,492,000	1,502,000
JS1	REGISTRAR JUDICIARY - SUPREME COURT				
002	Poundage Fees	-	-	-	-
NS2	CHIEF IMMIGRATION OFFICER MINISTRY OF NATIONAL SECURITY				
001	Fines	1,600	-	2,000	2,000
	Fines and Forfeitures Carried Forward	1,720,191	29,000	1,515,800	1,524,000

Head 07 - OTHER NON-TAX REVENUE

Sub-Head / Receiver / Item / Sub-Item		2008 Actual	2009 Estimates	2009 Revised Estimates	2010 Estimates
02	Fines and Forfeitures - Brought Forward	\$ 1,720,191	\$ 29,000	\$ 1,515,800	\$ 1,524,000
WT2	TRANSPORT COMMISSIONER MINISTRY OF WORKS AND TRANSPORT				
001	Fines - Late Registration of Transfer (Used Motor Vehicles)	7,200	8,000	7,500	8,000
002	Penalty - Late Renewal of Driving Permits	134,100	120,000	120,000	120,000
		141,300	128,000	127,500	128,000
	Sub-Head Total	1,861,491	157,000	1,643,300	1,652,000
04	Non-Industrial Sales				
AL1	PERMANENT SECRETARY MINISTRY OF AGRICULTURE, LAND AND MARINE RESOURCES				
012	Chaguaramas Agricultural Development Project	444	800	200	450
016	Sale of Drugs	150	150	50	150
		594	950	250	600
EB1	CHIEF ELECTIONS OFFICER ELECTIONS AND BOUNDARIES COMMISSION				
001	Electoral - Sale of Lists	4,242	-	840	900
002	Electoral - Sale of I.D. Cards and Loss of Original	200	300	200	-
003	Electoral - Sale of Maps	790	-	470	500
004	Electoral - Sale of Reports	875	-	550	550
		6,107	300	2,060	1,950
FN3	COMPTROLLER OF CUSTOMS AND EXCISE MINISTRY OF FINANCE				
001	Sale of Spirits Stock Books	320	1,000	400	400
002	Sale of Certificate Books (Spirit Removal)	10,200	13,000	7,600	10,000
		10,520	14,000	8,000	10,400
IN1	PERMANENT SECRETARY MINISTRY OF INFORMATION				
001	Printing and Stationery	12,581	7,500	7,500	7,500
	Non-Industrial Sales Carried Forward	29,802	22,750	17,810	20,450

Head 07 - OTHER NON-TAX REVENUE

Sub-Head / Receiver / Item / Sub-Item		2008 Actual	2009 Estimates	2009 Revised Estimates	2010 Estimates
04	Non-Industrial Sales - Brought Forward	\$ 29,802	\$ 22,750	\$ 17,810	\$ 20,450
WT2	TRANSPORT COMMISSIONER MINISTRY OF WORKS AND TRANSPORT				
002	Sale of Inspection Stickers	23,600	50,000	15,000	25,000
	Sub-Head Total	53,402	72,750	32,810	45,450
06	Other (Miscellaneous)				
FN1	COMPTROLLER OF ACCOUNTS MINISTRY OF FINANCE				
002	Recoveries of Overpayments relating to previous years	23,446	15,000	4,000	15,000
005	Life Insurance Companies Salary Deduction Plan	2,726	2,200	3,100	3,100
008	Telephone, Telegram and Cablegram Charges	425	-	40	100
010	Sundry	700	700	200	700
		27,297	17,900	7,340	18,900
JM1	CHIEF MAGISTRATE JUDICIARY - MAGISTRACY				
001	Costs Recovered	-	-	-	-
WT3	DIRECTOR MARITIME SERVICES MINISTRY OF WORKS AND TRANSPORT				
001	Overtime to Maritime Services Division	1,435	2,000	1,400	1,500
002	Navigational Aids Dues (formerly Operation and Maintenance of Navigational Aids)	24,450	28,500	24,000	28,500
003	Surveys and Examinations	1,100	-	100	1,100
		26,985	30,500	25,500	31,100
	Sub-Head Total	54,282	48,400	32,840	50,000

Head 08 - REPAYMENT OF PAST LENDING

Sub-Head / Receiver / Item / Sub-Item		2008 Actual	2009 Estimates	2009 Revised Estimates	2010 Estimates
04	Repayment of Loans by other Enterprises	\$ -	\$ -	\$ -	\$ -
Total		-	-	-	-

Estimates 2010
Revised Estimates 2009

-
-
Nil

Sub-Head / Receiver / Item / Sub-Item		2008 Actual	2009 Estimates	2009 Revised Estimates	2010 Estimates
FNI	COMPTROLLER OF ACCOUNTS MINISTRY OF FINANCE	\$	\$	\$	\$
002	Loans to Students	-	-	-	-
Sub-Head Total		-	-	-	-

APPENDIX A –RECEIVERS OF REVENUE AND CODES

RECEIVERS OF REVENUE AND CODES

HEAD/SUB HEAD/ITEM

AG1	ASSISTANT AUDITOR GENERAL AUDITOR GENERAL DEPARTMENT	07/06(001-010)
AL1	PERMANENT SECRETARY MINISTRY OF AGRICULTURE, LAND AND MARINE RESOURCES	03/06(001-007) 07/01(001-010) 07/04(001-021)
AL2	DIRECTOR OF SURVEYS MINISTRY OF AGRICULTURE, LAND AND MARINE RESOURCES	07/04(001-004)
AL3	COMMISSIONER OF STATE LANDS MINISTRY OF AGRICULTURE, LAND AND MARINE RESOURCES	06/01(001-006) 06/06(001-004) 07/01(001-007) 09/02(001)
AT4	CHIEF STATE SOLICITOR MINISTRY OF THE ATTORNEY GENERAL	07/01(001-004) 07/06(001)
AT5	PERMANENT SECRETARY MINISTRY OF THE ATTORNEY GENERAL	07/06(001)
CD1	PERMANENT SECRETARY MINISTRY OF COMMUNITY DEVELOPMENT, CULTURE AND GENDER AFFAIRS	06/01(001) 07/04(001-002) 07/06(002)
EB1	CHIEF ELECTION OFFICER ELECTIONS AND BOUNDARIES COMMISSION	07/01(001) 07/04(001-004)
ED1	PERMANENT SECRETARY MINISTRY OF EDUCATION	06/01(001) 07/01(001-016) 07/06(001)

Receivers of Revenue should note that items shown give the range of items under their jurisdiction. Reference should be made to the details under the Heads of Revenue for their specific item/s.

RECEIVERS OF REVENUE AND CODES

HEAD/SUB HEAD/ITEM

EN1	PERMANENT SECRETARY MINISTRY OF ENERGY AND ENERGY INDUSTRIES	03/06(001-017) 06/03(001-003) 06/06(001) 07/01(001-018) 07/04(001) 07/06(001-003)
FA1	PERMANENT SECRETARY MINISTRY OF FOREIGN AFFAIRS	07/01(002-004) 07/06(001)
FNI	COMPTROLLER OF ACCOUNTS MINISTRY OF FINANCE	06/02(001-004) 06/04(001) 06/05(001) 07/01(001) 07/03(001-009) 07/04(001-002) 07/06(001-025) 08/01(001-003) 08/03(002-027) 08/04(002-015) 08/06(006-014) 09/02(001) 09/07(001) 09/09(001) 09/10(001) 09/11(001) 10/01-02
FN2	CHAIRMAN BOARD OF INLAND REVENUE MINISTRY OF FINANCE	01/01-09 03/05(001-003) 03/06(001-021) 03/07(001) 05/01 07/01(001-003) 09/10(002)
FN3	COMPTROLLER OF CUSTOMS AND EXCISE MINISTRY OF FINANCE	03/01(001) 03/02(001-007) 03/04(001-038) 03/05(001) 03/06(001-004) 03/08(001-002) 04/01(001-005) 04/02(001-003) 07/01(001-003) 07/02(001) 07/04(001-004) 07/06(001)

Receivers of Revenue should note that items shown give the range of items under their jurisdiction. Reference should be made to the details under the Heads of Revenue for their specific item/s.

RECEIVERS OF REVENUE AND CODES

HEAD/SUB HEAD/ITEM

FN4	SUPERVISOR OF INSURANCE MINISTRY OF FINANCE	07/01(002)
FN5	PERMANENT SECRETARY MINISTRY OF FINANCE (INVESTMENT DIVISION)	06/04(002) 06/05(001) 07/06(002)
FN6	PERMANENT SECRETARY MINISTRY OF FINANCE	07/02(001)
HE1	PERMANENT SECRETARY MINISTRY OF HEALTH	03/06(002-006) 07/01(002-009) 07/04(003)
IC1	REGISTRAR INDUSTRIAL COURT	07/02(001) 07/04(001)
IN1	PERMANENT SECRETARY MINISTRY OF INFORMATION	07/01(002-003) 07/02(001) 07/04(001)
JM1	CHIEF MAGISTRATE JUDICIARY - MAGISTRACY	03/04(001-002) 03/06(001-010) 07/01(001-004) 07/02(001-005) 07/06(001)
JS1	REGISTRAR JUDICIARY - SUPREME COURT	03/06(001) 07/01(001-004) 07/02(001-002) 07/04(001)
LA1	REGISTRAR GENERAL MINISTRY OF LEGAL AFFAIRS	07/01(001-004)

Receivers of Revenue should note that items shown give the range of items under their jurisdiction. Reference should be made to the details under the Heads of Revenue for their specific item/s.

RECEIVERS OF REVENUE AND CODES

		HEAD/SUB HEAD/ITEM
LA2	CONTROLLER, INTELLECTUAL PROPERTY OFFICE MINISTRY OF LEGAL AFFAIRS	07/01(001)
LA3	PERMANENT SECRETARY MINISTRY OF LEGAL AFFAIRS	07/01(001-002) 07/04(001)
LE1	PERMANENT SECRETARY MINISTRY OF LABOUR AND SMALL AND MICRO ENTERPRISE DEVELOPMENT	07/01(001-003)
LG1	PERMANENT SECRETARY MINISTRY OF LOCAL GOVERNMENT	07/01(001)
NS1	PERMANENT SECRETARY MINISTRY OF NATIONAL SECURITY	07/01(001-008) 07/04(001)
NS2	CHIEF IMMIGRATION OFFICER MINISTRY OF NATIONAL SECURITY	03/06(001) 07/01(001-007) 07/02(001) 07/06(001)
NS3	COMMISSIONER OF POLICE MINISTRY OF NATIONAL SECURITY	03/06(001) 07/01(001-004)
NS4	CHIEF FIRE OFFICER MINISTRY OF NATIONAL SECURITY	07/01(001-002) 07/02(001)
NS5	COMMISSIONER OF PRISONS MINISTRY OF NATIONAL SECURITY	07/02(001)
PA1	PERMANENT SECRETARY MINISTRY OF PUBLIC ADMINISTRATION	07/01(001) 07/06(001)
PA3	PERMANENT SECRETARY MINISTRY OF PUBLIC ADMINISTRATION	06/01(001-003) 06/06(001) 09/02(001-002)

Receivers of Revenue should note that items shown give the range of items under their jurisdiction. Reference should be made to the details under the Heads of Revenue for their specific item/s.

RECEIVERS OF REVENUE AND CODES

HEAD/SUB HEAD/ITEM

PH1	PERMANENT SECRETARY MINISTRY OF PLANNING, HOUSING AND THE ENVIRONMENT	06/06(001-004) 07/04(001-002) 07/06(001) 08/03(001-003) 09/02(001)
PH2	DIRECTOR OF STATISTICS MINISTRY OF PLANNING, HOUSING AND THE ENVIRONMENT	07/01(001-002)
PU1	PERMANENT SECRETARY MINISTRY OF PUBLIC UTILITIES	03/06(007) 07/01(003-005) 07/06(001-002)
R01	REVENUE OFFICER V ST GEORGE WEST MINISTRY OF FINANCE	02/01(001)
R02	REVENUE OFFICER IV ST GEORGE EAST MINISTRY OF FINANCE	02/01(001)
R03	REVENUE OFFICER IV CARONI / CHAGUANAS MINISTRY OF FINANCE	02/01(001)
R04	REVENUE OFFICER IV ST ANDREW/ ST DAVID MINISTRY OF FINANCE	02/01(001)
R05	REVENUE OFFICER IV ST PATRICK MINISTRY OF FINANCE	02/01(001)
R06	REVENUE OFFICER IV NARIVA / MAYARO MINISTRY OF FINANCE	02/01(001)
R07	REVENUE OFFICER IV VICTORIA MINISTRY OF FINANCE	02/01(001)
R08	REVENUE OFFICER IV TOBAGO	02/01(001)
SC1	DIRECTOR OF PERSONNEL ADMINISTRATION SERVICE COMMISSIONS DEPARTMENT	07/01(001)

Receivers of Revenue should note that items shown give the range of items under their jurisdiction. Reference should be made to the details under the Heads of Revenue for their specific item/s.

RECEIVERS OF REVENUE AND CODES

HEAD/SUB HEAD/ITEM

ST1	PERMANENT SECRETARY MINISTRY OF SCIENCE, TECHNOLOGY AND TERTIARY EDUCATION	07/01(001-003) 07/04(001)
SY1	PERMANENT SECRETARY MINISTRY OF SPORT AND YOUTH AFFAIRS	06/01(001-016) 07/01(001) 07/04(001-004)
TA1	REGISTRAR TAX APPEAL BOARD	07/01(001) 07/04(001)
TR1	PERMANENT SECRETARY MINISTRY OF TRADE AND INDUSTRY	03/03(001-003) 03/06(001-002) 06/01(001) 07/01(001)
WT1	PERMANENT SECRETARY MINISTRY OF WORKS AND TRANSPORT	03/06(001) 07/01(002) 07/06(001)
WT2	TRANSPORT COMMISSIONER MINISTRY OF WORKS AND TRANSPORT	03/05(001-026) 07/01(001-006) 07/02(001-002) 07/04(001-002)
WT3	DIRECTOR MARITIME SERVICES MINISTRY OF WORKS AND TRANSPORT	03/06(001-008) 06/01(001) 07/01(001) 07/02(001) 07/04(001-002) 07/06(001-004)

Receivers of Revenue should note that items shown give the range of items under their jurisdiction. Reference should be made to the details under the Heads of Revenue for their specific item/s.