



**REPUBLIC OF
TRINIDAD AND TOBAGO**

DRAFT ESTIMATES

OF REVENUE FOR THE

FINANCIAL YEAR

2014

CONTENTS

ESTIMATES OF REVENUE FOR THE FINANCIAL YEAR, 2014

ABSTRACTS

	PAGE
Financial Statement, 2014 and Comparative Statements, 2013 (Original and Revised Estimates) and 2012 Actual	iv
Abstract of the Estimated Revenue for the Financial year ending 30th September, 2014 Revised Estimates of Revenue for 2013 and Actual Revenue 2012	v
Revenue 2014 by classification	vi
Abstract of the Estimated Tax Revenue for the Financial year ending 30th September, 2014 Revised Estimates of Revenue for 2013 and Actual Revenue 2012	vii
Abstract of the Estimated Non-Tax Revenue for the Financial year ending 30th September, 2014 Revised Estimates of Revenue for 2013 and Actual Revenue 2012	viii
Abstract of the Estimated Capital Receipts for the Financial year ending 30th September, 2014 Revised Estimates of Revenue for 2013 and Actual Revenue 2012	ix
Abstract of the Estimated Financing for the Financial year ending 30th September, 2014 Revised Estimates of Revenue for 2013 and Actual Revenue 2012	x

HEADS OF REVENUE

01. Taxes on Income and Profits	1
02. Taxes on Property	2
03. Taxes on Goods and Services	5
04. Taxes on International Trade	14
05. Other Taxes	16
06. Property Income	17
07. Other Non-Tax Revenue	23
08. Repayment of Past Lending	43
09. Capital Revenue	45
10. Borrowing	49

Abstract of the Estimated Revenue for Tobago for the Financial year ending 30th September, 2014
Revised Estimates of Revenue for 2013 and Actual Revenue 2012

TOBAGO HEADS OF REVENUE (included in main Revenue Estimates)

01. Taxes on Income and Profits	53
02. Taxes on Property	54
03. Taxes on Goods and Services	56
04. Taxes on International Trade	62
05. Other Taxes	63
06. Property Income	64
07. Other Non-Tax Revenue	66

APPENDIX

Receivers of Revenue and Codes	74
--------------------------------	----

ESTIMATES OF REVENUE 2014
TRINIDAD AND TOBAGO FINANCIAL STATEMENT 2014 AND COMPARATIVE STATEMENTS 2013 (ORIGINAL AND REVISED ESTIMATES) AND 2012 ACTUAL

	REVENUE				EXPENDITURE			
	2012 Actual \$Mn	2013 Estimates \$Mn	2013 Revised \$Mn	2014 Estimates \$Mn	2012 Actual \$Mn	2013 Estimates \$Mn	2013 Revised \$Mn	2014 Estimates \$Mn
Tax Revenue	41,963.1	42,871.1	43,696.7	46,799.5	6,858.7	8,183.7	9,166.8	8,490.3
Income and Profits	31,499.3	32,001.8	32,685.7	35,940.7	4,859.5	5,613.1	6,336.6	5,692.3
Goods and Services	7,925.5	8,235.5	8,261.1	8,058.0	492.4	688.9	759.7	602.6
International Trade	2,319.4	2,419.3	2,496.9	2,547.2	1,506.8	1,881.7	2,070.5	2,195.4
Other	218.9	214.5	253.0	253.6	6,425.8	8,000.5	7,018.9	8,225.1
Non-Tax Revenue	5,659.0	6,805.9	7,369.6	5,754.0	250.8	505.1	331.2	500.6
Property Income	4,591.9	5,943.2	5,717.5	4,724.2	3,322.0	4,749.7	3,683.0	3,130.3
Other Non-Tax Revenue	1,035.1	826.2	1,629.1	994.4	26,819.3	26,178.7	27,087.4	29,699.9
Repayment of Past Lending	32.0	36.5	23.0	35.4	6,083.5	6,876.1	7,325.0	7,002.6
					0.0	38.7	0.0	17.5
					Sub-Total			
	47,622.1	49,677.0	51,066.3	52,553.5	49,760.1	54,532.5	54,612.3	57,066.3
					(2,138.0)	(4,855.5)	(3,546.0)	(4,512.8)
					47,622.1	49,677.0	51,066.3	52,553.5
CAPITAL ACCOUNT								
	2012 Actual \$Mn	2013 Estimates \$Mn	2013 Revised \$Mn	2014 Estimates \$Mn	2012 Actual \$Mn	2013 Estimates \$Mn	2013 Revised \$Mn	2014 Estimates \$Mn
Current Surplus/(Deficit)	(2,138.0)	(4,855.5)	(3,546.0)	(4,512.8)	3,335.9	3,371.0	3,582.9	3,829.6
Capital Revenue	43.4	47.1	487.5	1,031.3	2,622.3	2,957.3	3,292.2	3,693.6
Surplus/(Deficit) Financing	(2,094.6)	(4,808.4)	(3,058.5)	(3,481.5)				
	4,646.5	6,463.0	6,374.8	9,154.4				
Changes in Cash Balances	3,406.3	4,673.7	3,558.8	1,850.3				
	5,958.2	6,328.3	6,875.1	7,523.2	5,958.2	6,328.3	6,875.1	7,523.2

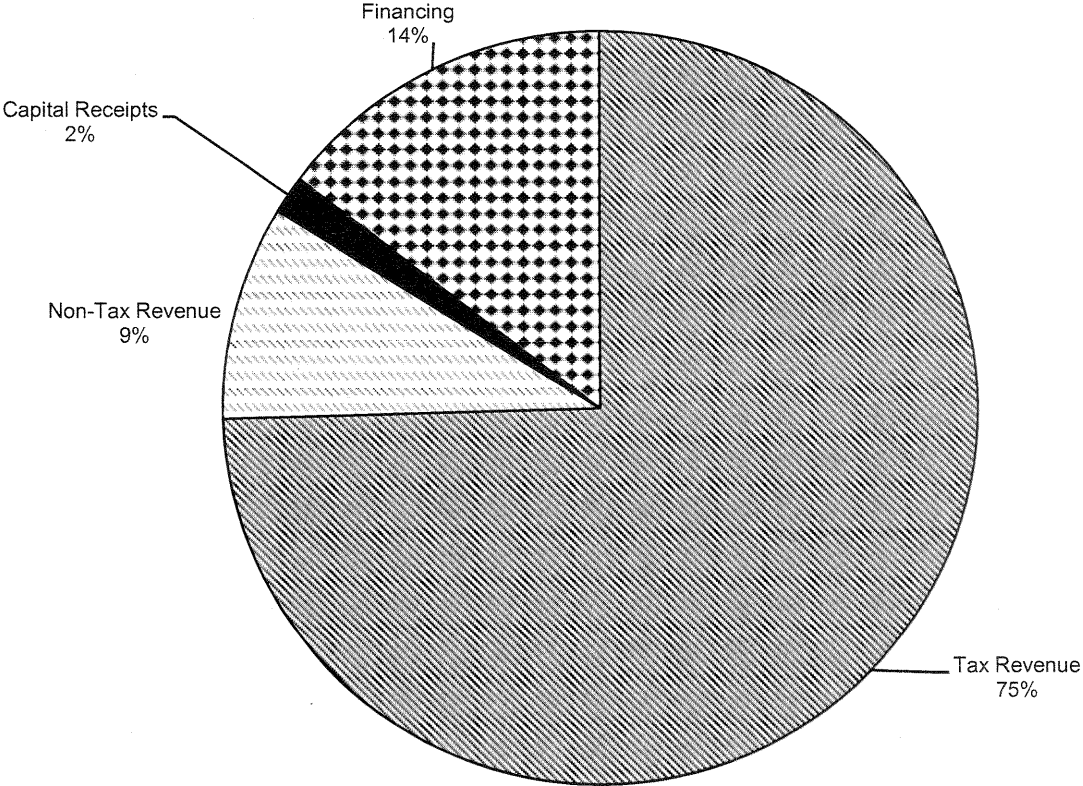
Revenue and expenditure exclude Unemployment Fund and Green Fund

ESTIMATES, TRINIDAD & TOBAGO, FOR 2014

Abstract of Estimated Revenue for the financial year ending 30th September 2014, Revised Estimates of Revenue, 2013 and Actual Revenue, 2012

Head	2012 Actual	2013 Estimates	2013 Revised Estimates	2014 Estimates
	\$	\$	\$	\$
TAX REVENUE				
01. TAXES ON INCOME AND PROFITS	31,499,299,866	32,001,813,000	32,685,746,500	35,940,656,600
02. TAXES ON PROPERTY	4,657,137	14,450,500	8,838,179	3,913,970
03. TAXES ON GOODS AND SERVICES	7,925,565,044	8,235,472,800	8,261,116,646	8,057,996,790
04. TAXES ON INTERNATIONAL TRADE	2,319,371,630	2,419,325,000	2,496,854,346	2,547,224,850
05. OTHER TAXES	214,213,073	200,000,000	244,113,400	249,728,000
TOTAL TAX REVENUE	41,963,106,750	42,871,061,300	43,696,669,071	46,799,520,210
NON-TAX REVENUE				
06. PROPERTY INCOME	4,591,839,185	5,943,203,385	5,717,563,550	4,724,221,510
07. OTHER NON-TAX REVENUE	1,035,100,907	826,196,000	1,629,153,110	994,416,200
08. REPAYMENT OF PAST LENDING	32,039,011	36,473,700	22,968,160	35,381,390
TOTAL NON-TAX REVENUE	5,658,979,103	6,805,873,085	7,369,684,820	5,754,019,100
SUB-TOTAL	47,622,085,853	49,676,934,385	51,066,353,891	52,553,539,310
CAPITAL RECEIPTS				
09. CAPITAL REVENUE	43,444,321	47,119,000	487,452,100	1,031,330,720
TOTAL CAPITAL RECEIPTS	43,444,321	47,119,000	487,452,100	1,031,330,720
SUB-TOTAL	47,665,530,174	49,724,053,385	51,553,805,991	53,584,870,030
FINANCING				
10. BORROWING	4,646,548,546	6,462,950,000	6,374,765,468	9,154,372,000
TOTAL FINANCING	4,646,548,546	6,462,950,000	6,374,765,468	9,154,372,000
GRAND TOTAL	52,312,078,720	56,187,003,385	57,928,571,459	62,739,242,030

REVENUE 2014 BY CLASSIFICATION

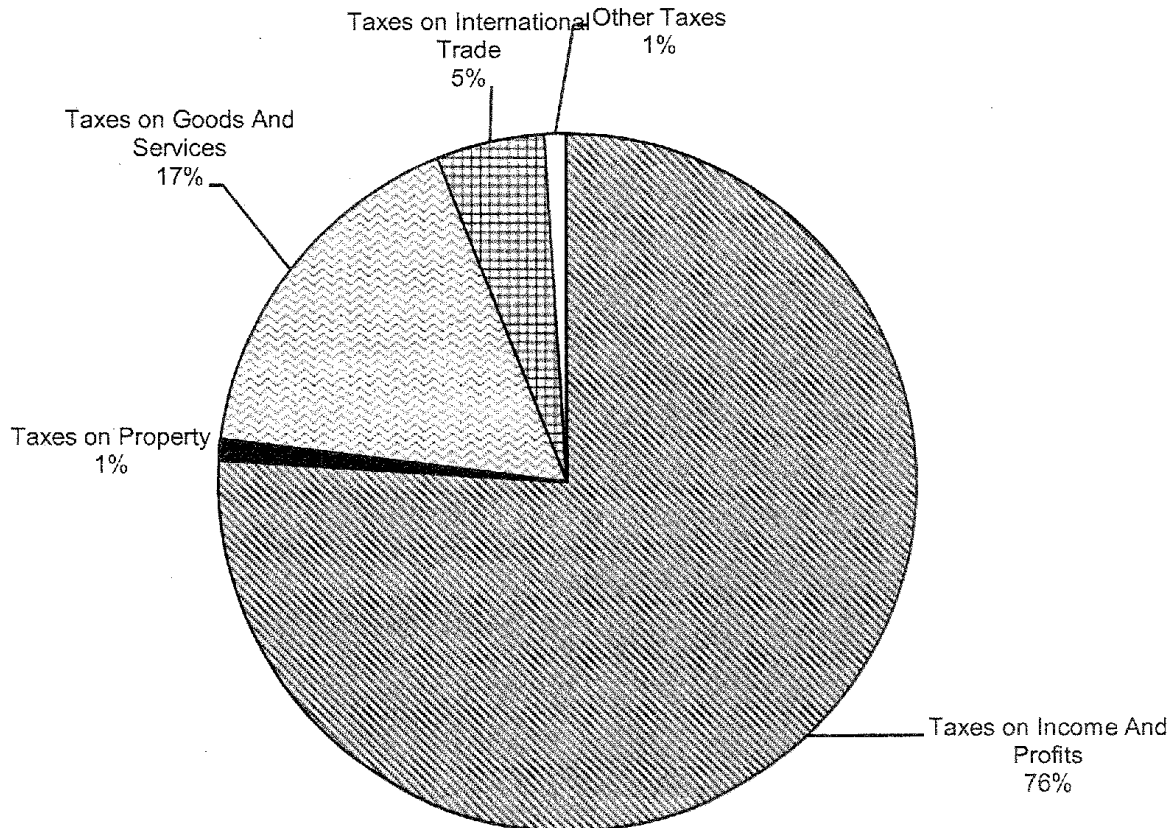


ESTIMATES, TRINIDAD & TOBAGO, FOR 2014

Abstract of Estimated TAX REVENUE for the financial year ending 30th September 2014, Revised Estimates of Revenue, 2013 and Actual Revenue, 2012

Head	2012 Actual	2013 Estimates	2013 Revised Estimates	2014 Estimates
	\$	\$	\$	\$
TAX REVENUE				
01. TAXES ON INCOME AND PROFITS	31,499,299,866	32,001,813,000	32,685,746,500	35,940,656,600
02. TAXES ON PROPERTY	4,657,137	14,450,500	8,838,179	3,913,970
03. TAXES ON GOODS AND SERVICES	7,925,565,044	8,235,472,800	8,261,116,646	8,057,996,790
04. TAXES ON INTERNATIONAL TRADE	2,319,371,630	2,419,325,000	2,496,854,346	2,547,224,850
05. OTHER TAXES	214,213,073	200,000,000	244,113,400	249,728,000
TOTAL TAX REVENUE	41,963,106,750	42,871,061,300	43,696,669,071	46,799,520,210

TAX REVENUE 2014

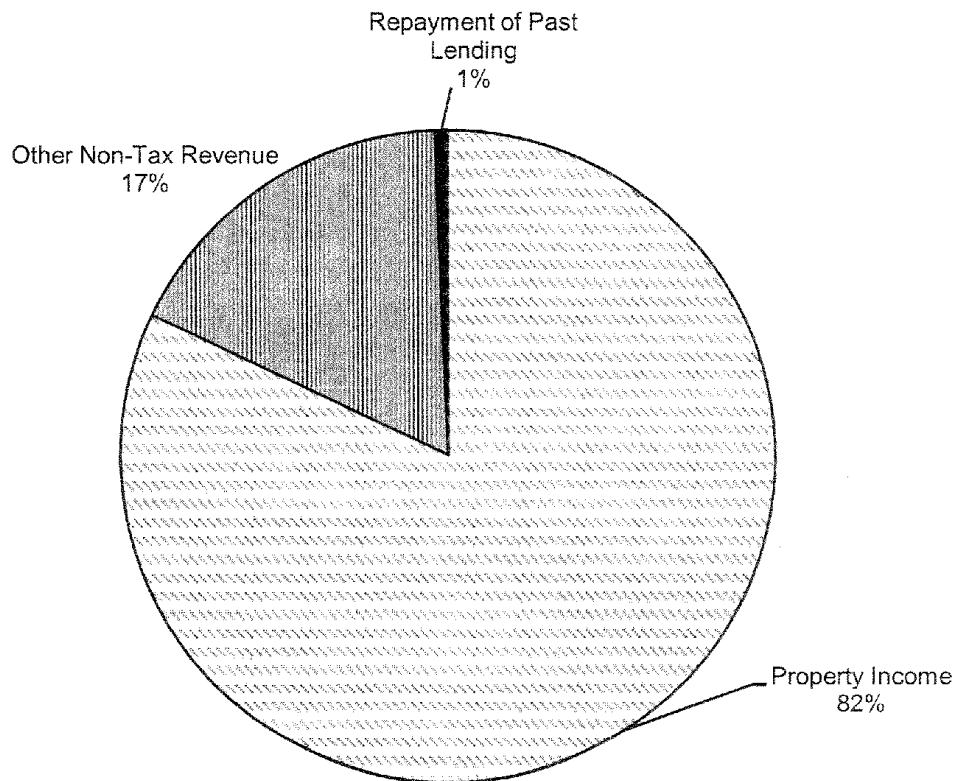


ESTIMATES, TRINIDAD & TOBAGO, FOR 2014

Abstract of Estimated NON-TAX REVENUE for the financial year ending 30th September 2014, Revised Estimates of Revenue, 2013 and Actual Revenue, 2012

Head	2012 Actual	2013 Estimates	2013 Revised Estimates	2014 Estimates
	\$	\$	\$	\$
NON-TAX REVENUE				
06. PROPERTY INCOME	4,591,839,185	5,943,203,385	5,717,563,550	4,724,221,510
07. OTHER NON-TAX REVENUE	1,035,100,907	826,196,000	1,629,153,110	994,416,200
08. REPAYMENT OF PAST LENDING	32,039,011	36,473,700	22,968,160	35,381,390
TOTAL NON-TAX REVENUE	5,658,979,103	6,805,873,085	7,369,684,820	5,754,019,100
SUB-TOTAL	47,622,085,853	49,676,934,385	51,066,353,891	52,553,539,310

NON-TAX REVENUE 2014



ESTIMATES, TRINIDAD & TOBAGO, FOR 2014

Abstract of Estimated CAPITAL RECEIPTS for the financial year ending 30th September 2014, Revised Estimates of Revenue, 2013 and Actual Revenue, 2012

Head	2012 Actual	2013 Estimates	2013 Revised Estimates	2014 Estimates
	\$	\$	\$	\$
CAPITAL RECEIPTS				
09. CAPITAL REVENUE	43,444,321	47,119,000	487,452,100	1,031,330,720
TOTAL CAPITAL RECEIPTS	43,444,321	47,119,000	487,452,100	1,031,330,720
SUB-TOTAL	47,665,530,174	49,724,053,385	51,553,805,991	53,584,870,030

ESTIMATES, TRINIDAD & TOBAGO, FOR 2014

Abstract of Estimated FINANCING for the financial year ending 30th September 2014, Revised Estimates of Revenue, 2013 and Actual Revenue, 2012

Head	2012 Actual	2013 Estimates	2013 Revised Estimates	2014 Estimates
	\$	\$	\$	\$
FINANCING				
10. BORROWING	4,646,548,546	6,462,950,000	6,374,765,468	9,154,372,000
TOTAL FINANCING	4,646,548,546	6,462,950,000	6,374,765,468	9,154,372,000
GRAND TOTAL	52,312,078,720	56,187,003,385	57,928,571,459	62,739,242,030

Trinidad and Tobago

Head 01 - TAXES ON INCOME AND PROFITS

Sub-Head / Receiver / Item / Sub-Item		2012 Actual	2013 Estimates	2013 Revised Estimates	2014 Estimates
		\$	\$	\$	\$
FN2	CHAIRMAN BOARD OF INLAND REVENUE MINISTRY OF FINANCE AND THE ECONOMY				
01	Oil Companies (Chap 75:04)	15,826,811,991	15,887,891,800	15,887,891,800	18,456,151,600
02	Other Companies (Chap 75:02)	8,646,541,045	8,541,321,100	9,400,000,000	9,616,200,000
03	Individuals (Chap 75:01)	5,434,712,412	5,806,739,000	6,102,000,000	6,416,845,000
04	Withholding Tax (Chap 75:01)	1,083,586,151	1,206,472,600	900,000,000	1,030,200,000
05	Insurance Surrender Tax (Chap 75:01)	26,686,777	25,638,000	30,854,700	37,740,000
07	Business Levy (Chap 75:02)	293,607,934	323,330,600	170,000,000	181,560,000
09	Health Surcharge (Chap 75:05)	187,353,556	210,419,900	195,000,000	201,960,000
Total		31,499,299,866	32,001,813,000	32,685,746,500	35,940,656,600

Estimates 2014	35,940,656,600
Revised Estimates 2013	32,685,746,500
Increase	<u>3,254,910,100</u>

Trinidad and Tobago
Head 02 - TAXES ON PROPERTY

Sub-Head / Receiver / Item / Sub-Item		2012 Actual	2013 Estimates	2013 Revised Estimates	2014 Estimates
01	Lands and Buildings Taxes	\$ 4,657,137	\$ 9,450,500	\$ 3,838,179	\$ 3,913,970
03	Property Tax	-	-	-	-
04	Industrial and Land Tax	-	5,000,000	5,000,000	-
Total		4,657,137	14,450,500	8,838,179	3,913,970

Estimates 2014	...	3,913,970
Revised Estimates 2013	...	8,838,179
Decrease	...	<u>4,924,209</u>

Sub-Head / Receiver / Item / Sub-Item		2012 Actual	2013 Estimates	2013 Revised Estimates	2014 Estimates
01	Lands and Buildings Taxes	\$	\$	\$	\$
R01	REVENUE OFFICER V ST GEORGE WEST MINISTRY OF FINANCE AND THE ECONOMY				
001	Lands and Buildings Taxes (Ch. 76:04)	1,507,266	2,410,500	1,192,000	1,215,840
R02	REVENUE OFFICER IV ST GEORGE EAST MINISTRY OF FINANCE AND THE ECONOMY				
001	Lands and Buildings Taxes (Ch. 76:04)	774,171	1,200,000	621,600	634,040
R03	REVENUE OFFICER IV CARONI / CHAGUANAS MINISTRY OF FINANCE AND THE ECONOMY				
001	Lands and Buildings Taxes (Ch. 76:04)	813,407	4,000,000	631,800	644,440
	Lands and Buildings Taxes Carried Forward	3,094,844	7,610,500	2,445,400	2,494,320

Trinidad and Tobago
Head 02 - TAXES ON PROPERTY

Sub-Head / Receiver / Item / Sub-Item		2012 Actual	2013 Estimates	2013 Revised Estimates	2014 Estimates
01	Lands and Buildings Taxes - Brought Forward	\$ 3,094,844	\$ 7,610,500	\$ 2,445,400	\$ 2,494,320
R04	REVENUE OFFICER IV ST ANDREW/ ST DAVID MINISTRY OF FINANCE AND THE ECONOMY				
001	Lands and Buildings Taxes (Ch. 76:04)	295,797	300,000	232,600	237,260
R05	REVENUE OFFICER IV ST PATRICK MINISTRY OF FINANCE AND THE ECONOMY				
001	Lands and Buildings Taxes (Ch. 76:04)	322,363	340,000	347,979	353,940
R06	REVENUE OFFICER IV NARIVA / MAYARO MINISTRY OF FINANCE AND THE ECONOMY				
001	Lands and Buildings Taxes (Ch. 76:04)	173,837	200,000	171,500	174,930
R07	REVENUE OFFICER IV VICTORIA MINISTRY OF FINANCE AND THE ECONOMY				
001	Lands and Buildings Taxes (Ch. 76:04)	394,661	500,000	425,700	434,220
R08	REVENUE OFFICER IV TOBAGO				
001	Lands and Buildings Taxes (Ch. 76:04)	375,635	500,000	215,000	219,300
	Sub-Head Total	4,657,137	9,450,500	3,838,179	3,913,970
03	Property Tax				
FN2	CHAIRMAN BOARD OF INLAND REVENUE MINISTRY OF FINANCE AND THE ECONOMY				
001	Property Tax (Act No. 18 of 2009)	-	-	-	-
	Sub-Head Total	-	-	-	-

Trinidad and Tobago

Head 02 - TAXES ON PROPERTY

Sub-Head / Receiver / Item / Sub-Item		2012 Actual	2013 Estimates	2013 Revised Estimates	2014 Estimates
04	Industrial and Land Tax	\$	\$	\$	\$
FN2	CHAIRMAN BOARD OF INLAND REVENUE MINISTRY OF FINANCE AND THE ECONOMY				
001	Industrial Land Tax	-	5,000,000	5,000,000	-
	Sub-Head Total	-	5,000,000	5,000,000	-

Trinidad and Tobago

Head 03 - TAXES ON GOODS AND SERVICES

Sub-Head / Receiver / Item / Sub-Item		2012 Actual	2013 Estimates	2013 Revised Estimates	2014 Estimates
		\$	\$	\$	\$
01	Purchase Tax	53,065	100,000	130,100	127,500
02	Excise Duties	725,244,830	772,274,000	701,921,900	737,193,000
03	Betting and Entertainment Taxes	-	13,013,500	12,792,260	14,999,350
04	Liquor & Miscellaneous Business Licences & Fees	10,398,552	12,551,650	9,964,706	11,994,360
05	Motor Vehicles Taxes and Duties (Chap. 48:50)	524,342,509	452,100,000	502,588,000	518,045,160
06	Other	324,693,468	312,327,750	361,274,480	363,455,420
07	Value Added Tax	6,337,445,478	6,670,000,000	6,670,000,000	6,409,734,000
08	Alcohol and Tobacco Taxes	3,387,142	3,105,900	2,445,200	2,448,000
Total		7,925,565,044	8,235,472,800	8,261,116,646	8,057,996,790

Estimates 2014	...	8,057,996,790
Revised Estimates 2013	...	8,261,116,646
Decrease	...	<u>203,119,856</u>

Sub-Head / Receiver / Item / Sub-Item		2012 Actual	2013 Estimates	2013 Revised Estimates	2014 Estimates
		\$	\$	\$	\$
01	Purchase Tax				
FN3	COMPTROLLER OF CUSTOMS AND EXCISE MINISTRY OF FINANCE AND THE ECONOMY				
001	Purchase Tax (Ch. 77:01)	53,065	100,000	130,100	127,500
Sub-Head Total		53,065	100,000	130,100	127,500

Trinidad and Tobago

Head 03 - TAXES ON GOODS AND SERVICES

Sub-Head / Receiver / Item / Sub-Item		2012 Actual	2013 Estimates	2013 Revised Estimates	2014 Estimates
02	<u>Excise Duties</u>	\$	\$	\$	\$
FN3	COMPTROLLER OF CUSTOMS AND EXCISE MINISTRY OF FINANCE AND THE ECONOMY				
001	Rum and Spirits (Ch. 78:50)	172,784,473	181,353,400	152,008,000	160,140,000
002	Beer Duty (Chap. 78:50)	209,245,030	222,667,500	195,219,000	214,200,000
003	Oil (Petrol)(Chap. 78:50)	98,702,242	103,877,500	102,061,000	104,408,500
006	Cigarettes (Ch. 78:50)	241,494,526	262,598,000	237,378,000	242,837,700
007	Malta Beverage (Ch. 78:50)	3,018,559	1,777,600	15,255,900	15,606,800
	Sub-Head Total	725,244,830	772,274,000	701,921,900	737,193,000
03	<u>Betting and Entertainment Taxes</u>				
TR1	PERMANENT SECRETARY MINISTRY OF TRADE, INDUSTRY AND INVESTMENT				
001	Tote and Forecast (Chap. 11:19)	-	5,213,500	5,574,250	5,899,350
003	Betting Office Levy (Ch. 21:53)	-	7,800,000	7,218,010	9,100,000
	Sub-Head Total	-	13,013,500	12,792,260	14,999,350
04	<u>Liquor & Miscellaneous Business Licences & Fees</u>				
FN3	COMPTROLLER OF CUSTOMS AND EXCISE MINISTRY OF FINANCE AND THE ECONOMY				
001	Spirit Retailers, Port-of-Spain (Ch. 84:10)	296,962	429,500	457,000	408,000
002	Spirit Retailers, San Fernando (Ch. 84:10)	187,725	191,500	197,000	204,000
003	Spirit Retailers, Towns (Ch. 84:10)	280,344	357,000	253,000	336,600
004	Spirit Retailers, Elsewhere (Ch. 84:10)	2,360,138	2,550,000	2,091,300	2,448,000
005	Spirit Grocers, Port-of-Spain (Ch. 84:10)	235,237	464,100	245,000	244,800
006	Spirit Grocers, San Fernando (Ch. 84:10)	184,962	185,000	203,500	255,000
007	Spirit Grocers, Elsewhere (Ch. 84:10)	1,321,125	1,262,000	1,208,200	1,530,000
008	Spirit Dealers (Ch. 84:10)	64,800	71,400	51,300	66,000
009	Special Hotel up to 15 bedrooms (Ch. 84:10)	204,844	255,000	229,000	236,640
	Liquor & Miscellaneous Business Licences & Fees Carried Forward	5,136,137	5,765,500	4,935,300	5,729,040

Trinidad and Tobago

Head 03 - TAXES ON GOODS AND SERVICES

Sub-Head / Receiver / Item / Sub-Item		2012 Actual	2013 Estimates	2013 Revised Estimates	2014 Estimates
04	Liquor & Miscellaneous Business Licences & Fees - Brought Forward	\$ 5,136,137	\$ 5,765,500	\$ 4,935,300	\$ 5,729,040
010	Special Hotel, 16-49 bedrooms (Ch. 84:10)	154,125	204,000	64,000	102,000
011	Special Hotel, 50-150 bedrooms (84:10)	73,125	127,500	44,000	51,000
012	Special Hotel, more than 150 bedrooms (Ch. 84:10)	49,500	61,200	48,000	61,200
013	Hotel Spirit, up to 15 bedrooms (Ch. 84:10)	18,475	20,400	11,000	10,200
014	Hotel Spirit, 16-49 bedrooms (Ch. 84:10)	4,500	12,200	4,500	4,590
015	Hotel Spirit, 50-150 bedrooms (84:10)	20,250	27,000	9,000	20,400
016	Hotel Spirit, more than 150 bedrooms (Ch. 84:10)	-	-	-	-
017	Restaurant, Port-of-Spain (Ch. 84:10)	9,000	25,500	13,500	10,200
018	Restaurant, San Fernando (Ch. 84:10)	47,250	57,100	44,000	51,000
019	Restaurant, Elsewhere (Ch. 84:10)	311,063	300,000	320,000	408,000
020	Special Restaurant, Port-of-Spain (Ch. 84:10)	471,093	770,100	541,000	479,400
021	Special Restaurant, San Fernando (Ch. 84:10)	592,875	601,800	660,000	765,000
022	Special Restaurant, Elsewhere (Ch. 84:10)	2,047,194	2,200,000	1,697,056	2,346,000
023	Night Bar, Port-of-Spain (Ch. 84:10)	-	-	13,500	-
024	Night Bar, San Fernando (Ch. 84:10)	-	-	-	-
025	Night Bar, Elsewhere (Ch. 84:10)	4,500	4,600	-	4,590
026	Wine Retailers, Port-of-Spain (Ch. 84:10)	24,019	40,800	15,000	24,480
027	Wine Retailers, San Fernando (Ch. 84:10)	4,500	5,800	4,000	5,100
028	Wine Retailers, Elsewhere (Ch. 84:10)	32,616	45,900	28,100	35,700
029	Wine Merchants (Ch. 84:10)	3,325	32,600	37,500	40,800
030	Distillers (Chap. 87:54)	5,000	5,100	2,100	5,210
031	Still Dealers (Ch. 87:54)	75	2,700	100	80
032	Compounders (Ch. 87:54)	2,500	2,250	2,800	2,810
033	Methylated Spirits (Chap. 87:54)	2,100	2,300	1,900	2,040
034	Medicinal Spirits (Chap. 87:54)	50	100	50	30
035	Vinegar Manufacturers (Chap. 87:54)	500	500	500	510
036	Bay Rum and Perfumed Spirits (Chap. 87:54)	750	1,500	800	1,020
037	Brewers (Chap. 87:52)	4,000	4,000	4,000	4,080
038	Clubs (Chap. 21:01)	862,200	1,530,000	750,000	1,020,000
		9,880,722	11,850,450	9,251,706	11,184,480
MJ1	CHIEF MAGISTRATE MAGISTRACY - JUDICIARY				
001	Occasional (Chap. 84:10)	513,725	690,000	700,000	795,600
002	Transfer Fees (Chap. 84:10)	4,105	11,200	13,000	14,280
		517,830	701,200	713,000	809,880
	Sub-Head Total	10,398,552	12,551,650	9,964,706	11,994,360

Trinidad and Tobago

Head 03 - TAXES ON GOODS AND SERVICES

Sub-Head / Receiver / Item / Sub-Item		2012 Actual	2013 Estimates	2013 Revised Estimates	2014 Estimates
05	Motor Vehicles Taxes and Duties (Chap. 48:50)	\$	\$	\$	\$
FN2	CHAIRMAN BOARD OF INLAND REVENUE MINISTRY OF FINANCE AND THE ECONOMY				
001	Motor Vehicles Taxes (Ch. 48:50)	4,724,455	1,000,000	580,000	612,000
003	Tax on transfer of Used Motor Vehicles (Ch. 48:50)	45,856,870	50,500,000	46,466,000	47,534,800
		50,581,325	51,500,000	47,046,000	48,146,800
FN3	COMPTROLLER OF CUSTOMS AND EXCISE MINISTRY OF FINANCE AND THE ECONOMY				
001	Motor Vehicles Taxes (Ch. 48:50)	350,264,565	284,800,000	345,326,000	353,268,500
TP2	TRANSPORT COMMISSIONER MINISTRY OF TRANSPORT				
001	Motor Vehicles Licences (Ch. 48:50)	40	-	-	-
002	3-year Driving Permits (Ch. 48:50)	2,175,075	60,000	135,000	166,260
003	1-year Driving Permits (Ch. 48:50)	174,110	60,000	65,000	76,500
004	Provisional Driving Permits (Ch. 48:50)	1,522,280	1,600,000	1,600,000	1,632,000
005	Conductors' Permits (Ch. 48:50)	-	-	-	-
006	Duplicate Permits (Ch. 48:50)	780,710	765,000	853,000	867,000
007	Taxi Drivers' Licences (Ch. 48:50)	31,540	37,000	42,000	40,800
008	Examination of Drivers (Ch. 48:50)	8,759,135	9,000,000	9,000,000	9,231,000
009	Road Permits (Ch. 48:50)	647,783	648,000	700,000	752,760
010	Inspection Fees (Ch. 48:50)	17,452,569	16,700,000	19,000,000	21,420,000
011	Driving Certificates (Ch. 48:50)	966,100	1,086,000	991,000	1,020,000
012	Dealers' Licences (Ch. 48:50)	1,695,000	1,739,000	1,875,000	1,912,500
013	Registration of Motor Vehicles (Ch. 48:50)	2,800,221	2,738,000	5,600,000	5,814,000
014	Certified Extracts of Register (Ch. 48:50)	7,345,800	7,116,000	6,300,000	6,324,000
015	Changes of Ownership (Ch. 48:50)	369,120	360,000	380,000	387,600
016	Amendments to Register (Ch. 48:50)	1,414,710	1,400,000	1,013,000	1,020,000
017	Other Vehicles (Ch. 48:50)	3	-	-	-
018	Examination Study Guides (Ch. 48:50)	253,350	264,000	290,000	295,800
019	Refund of Travelling Expenses	100,353	300,000	83,000	102,000
020	Miscellaneous	2,380	-	2,000	-
021	Priority Bus Route - Toll Charge (Ch. 48:50)	1,237,100	93,000	152,000	157,080
022	Licence Endorsements (Ch. 48:50)	258,280	180,000	201,000	193,800
023	Processing of H-Vehicles Applications (Ch. 48:50)	104,070	100,000	119,000	121,380
024	Certified Extract of Inspector's Report (Ch. 48:50)	-	-	-	-
	Motor Vehicles Taxes and Duties (Chap. 48:50) Carried Forward	448,935,619	380,546,000	440,773,000	452,949,780

Trinidad and Tobago

Head 03 - TAXES ON GOODS AND SERVICES

Sub-Head / Receiver / Item / Sub-Item		2012 Actual	2013 Estimates	2013 Revised Estimates	2014 Estimates
05	Motor Vehicles Taxes and Duties (Chap. 48:50) - Brought Forward	\$ 448,935,619	\$ 380,546,000	\$ 440,773,000	\$ 452,949,780
025	Renewal of Taxi Driver Licence / Badge (Ch. 48:50)	288,160	260,000	319,000	325,380
026	Application for Maxi-Taxi Licence (Ch. 48:53)	60,740	55,000	65,000	61,200
031	5 Year Driving Permits (Ch. 48:50)	74,757,500	71,000,000	58,000,000	61,200,000
032	4 Year Driving Permits (Ch. 48:50)	117,820	74,000	157,000	160,140
033	2 Year Driving Permits (Ch. 48:50)	56,240	45,000	79,000	81,600
034	Subsequent Duplicate of a Licence or Permit (Ch 48:50)	119,700	111,000	145,000	147,900
035	Duplicate Licence\Badge for Taxi Drivers(Ch. 48:50)	4,830	6,000	8,000	8,160
036	Subsequent Duplicate Licence/Badge for Taxi Drivers (Ch 48:50)	1,900	3,000	-	-
037	10 Year Driving Permits (Chap. 48:50)	-	-	3,042,000	3,111,000
		123,496,619	115,800,000	110,216,000	116,629,860
	Sub-Head Total	524,342,509	452,100,000	502,588,000	518,045,160
06	Other				
AT4	CHIEF STATE SOLICITOR MINISTRY OF THE ATTORNEY GENERAL				
001	Commissioner of Affidavits (Chap.6:52)	12,500	11,200	17,000	18,360
EN1	PERMANENT SECRETARY MINISTRY OF ENERGY AND ENERGY AFFAIRS				
001	Marketing Licences (Retail at Petrol Stations, etc) (Chap. 62:01)	376,450	383,000	450,000	459,000
002	Exploration and Production Licences (Chap.62:01)	-	-	-	-
003	Pipe Lines Licences (Ch. 62:01)	500	7,600	2,500	2,550
004	Transfer Fee (Chap.62:01)	-	18,000	-	-
005	Lease Operators - Sub-Licences (Chap.62:01)	-	1,000	5,700	5,100
006	Marketing Licences for Petroleum By-products (Chap. 62:01)	47,300	50,000	13,000	13,260
007	Transportation Licences (Chapter 62:01)	-	-	-	-
008	Farm Out Operations - Sub Licences (Chap.62:01)	-	-	-	-
	Other				
	Carried Forward	436,750	470,800	488,200	498,270

Trinidad and Tobago

Head 03 - TAXES ON GOODS AND SERVICES

Sub-Head / Receiver / Item / Sub-Item		2012 Actual	2013 Estimates	2013 Revised Estimates	2014 Estimates
06	Other - Brought Forward	\$ 436,750	\$ 470,800	\$ 488,200	\$ 498,270
009	Petrochemical Licences (Chap. 62:01)	-	-	-	-
010	Application Fees - Compressed Natural Gas Licences (Chapter 62:01)	4,141	7,100	2,000	2,040
011	Compressed Natural Gas Service Licence (Chapter 62:01)	3,140	5,100	6,000	5,100
012	Compressed Natural Gas Marketing Licence (Chapter 62:01)	5,000	22,000	4,500	5,100
013	Compressed Natural Gas Consumer Refuelling (Chapter 62:01)	-	-	-	-
014	Exploration and Production Private Petroleum Rights Licences (Chap. 62:01)	-	-	-	-
015	Liquefaction of Natural Gas Licences (Chap. 62:01)	-	-	-	-
016	Marketing of Liquefied Natural Gas and Natural Gas Liquid Licences (Chap. 62:01)	-	-	-	-
017	Marketing Licences Fees for Bunkering (Chap. 62:01)	-	-	19,000	-
		436,531	493,800	502,700	492,150
EV1	PERMANENT SECRETARY MINISTRY OF THE ENVIRONMENT AND WATER RESOURCES				
001	Sawmills (Chap 66:02)	178,000	283,600	180,000	183,600
002	Wild Animals and Birds (Chap 67:01)	543,774	500,000	635,000	647,700
003	Removal Permits (Forestry) (Chap 66:01)	96,370	86,700	125,000	127,500
004	Bulk Timber Removal Permits (Chap. 66:01)	75,688	100,000	110,000	112,200
005	Log Haulage Permits (Chap. 66:02)	30,250	35,700	40,000	45,900
006	Owner/Operator Furniture Shop Permits (Chap. 66:02)	50,750	50,000	35,000	40,800
		974,832	1,056,000	1,125,000	1,157,700
FN2	CHAIRMAN BOARD OF INLAND REVENUE MINISTRY OF FINANCE AND THE ECONOMY				
001	Auctioneers (Chap. 84:03)	5,000	9,100	3,500	5,100
004	Tax Clearance Certificates (Ch. 75:01 and Ch. 75:06)	912,600	1,224,000	900,000	969,000
005	Moneylenders (Chap. 84:04)	62,040	76,500	57,000	61,200
006	Pawnbrokers (Chap. 84:05)	35,200	43,400	28,000	28,560
015	Hotel Room Tax (Chap. 77:01)	46,330,792	48,960,000	48,671,000	51,000,000
019	Transaction Tax on Financial Services (Chap. 77:01)	57,031,563	60,180,000	63,000,000	64,449,000
020	Insurance Premium Tax (Chap. 77:01)	174,412,432	158,268,500	190,000,000	194,370,000
	Other				
	Carried Forward	280,213,490	270,322,500	304,304,200	312,551,070

Trinidad and Tobago

Head 03 - TAXES ON GOODS AND SERVICES

Sub-Head / Receiver / Item / Sub-Item		2012 Actual	2013 Estimates	2013 Revised Estimates	2014 Estimates
06	Other - Brought Forward	\$ 280,213,490	\$ 270,322,500	\$ 304,304,200	\$ 312,551,070
021	Club Gaming Tax (Chap. 21: 01)	31,031,543	33,660,000	44,000,000	45,012,000
FN3	COMPTROLLER OF CUSTOMS AND EXCISE MINISTRY OF FINANCE AND THE ECONOMY	309,821,170	302,421,500	346,659,500	355,894,860
003 004	Dealers Licences- Wireless Telegraphy (Chap. 26: 27) Copro Manufacturers (Chap: 64: 30)	- 25	- 50	- 200	- 60
FP1	PERMANENT SECRETARY MINISTRY OF FOOD PRODUCTION	25	50	200	60
001	Veterinary Surgeons' Registration Fees(Chap. 67: 04)	800	900	50	920
HE1	PERMANENT SECRETARY MINISTRY OF HEALTH				
002	Private Hospitals (Chap. 29: 03)	130,086	10,700	10,000	10,710
003	Application for Registration of a Pesticide (Ch. 30: 03)	48,000	38,000	145,000	78,540
004	Application for a Licence to import a Pesticide (Ch. 30: 03)	79,900	50,000	100,000	102,000
005	Application for licensing of premises for Pesticides (Ch. 30: 03)	322,320	384,100	320,000	326,400
006	Application for Shopkeeper licence to sell drugs (Chap. 29: 52)	44,550	51,000	47,000	51,000
MJ1	CHIEF MAGISTRATE MAGISTRACY - JUDICIARY	624,856	533,800	622,000	568,650
001	Bailiffs (Chap. 63: 50)	100	-	-	-
002	Cinema (Chap. 20: 10)	6,100	15,300	6,100	6,230
003	Explosives (Chap. 16: 02)	54,125	71,400	43,000	43,860
004	Sale of Old Metal and Marine Stores (Chap. 84: 07)	30,800	40,000	26,000	28,560
005	Hucksters and Pedlars (Ch. 84: 09)	2,300	3,000	2,300	3,060
006	Precious Metals and Stones (Chap. 84: 06)	81,800	100,000	79,000	86,700
	Other Carried Forward	312,045,939	304,746,950	349,082,850	358,301,110

Trinidad and Tobago

Head 03 - TAXES ON GOODS AND SERVICES

Sub-Head / Receiver / Item / Sub-Item		2012 Actual	2013 Estimates	2013 Revised Estimates	2014 Estimates
		\$	\$	\$	\$
06	Other - Brought Forward	312,045,939	304,746,950	349,082,850	358,301,110
007	Produce - Sale of (Chap. 63: 52)	575	1,500	3,700	1,530
008	Theatres and Dance Halls (Chap. 21: 03)	93,760	106,300	80,000	86,700
009	Tourist Guides (Chap. 11: 02)	1,080	2,000	1,280	1,330
		270,640	339,500	241,380	257,970
NS2	CHIEF IMMIGRATION OFFICER MINISTRY OF NATIONAL SECURITY				
001	Departure Tax - Ports other than Airports (Ch. 77: 01)	504,650	510,000	468,000	510,000
NS3	COMMISSIONER OF POLICE TRINIDAD AND TOBAGO POLICE SERVICE				
001	Firearms and Ammunition (Chap. 16: 01)	11,114,538	5,200,000	2,847,000	2,958,000
PUI	PERMANENT SECRETARY MINISTRY OF PUBLIC UTILITIES				
007	Housing Electricians (Chap 54: 71)	119,500	143,800	212,000	219,300
SJ1	REGISTRAR SUPREME COURT - JUDICIARY				
001	Bailiffs - (Ch. 4: 61 - Act No. 58 of 2000)	40,630	40,800	38,500	41,620
TP3	DIRECTOR MARITIME SERVICES MINISTRY OF TRANSPORT				
001	Certificates of Competence (Ch. 50: 08) (Ch. 50: 10)	135,500	173,400	33,000	33,660
002	Droghers (Ch. 50: 07)	323,930	300,000	184,200	204,000
003	Motor Launches (Ch. 50: 08)	115,900	102,000	106,000	142,800
004	Pleasure Boats (Ch. 50: 06)	-	-	200	-
005	Registration of Ships (Ch. 50: 10)	28,266	40,800	22,000	25,500
006	Safety Certificates (Ch. 50: 10)	106,500	163,200	121,000	127,500
007	Security Certificates (Ch. 50: 10)	46,500	51,000	42,000	44,370
008	Boatmasters and Boat Engineers Licences (Ch. 50: 10)	16,200	25,500	25,000	51,000
		772,796	855,900	533,400	628,830
	Other Carried Forward	324,693,468	311,607,250	353,266,730	362,748,420

Trinidad and Tobago

Head 03 - TAXES ON GOODS AND SERVICES

Sub-Head / Receiver / Item / Sub-Item		2012 Actual	2013 Estimates	2013 Revised Estimates	2014 Estimates
06	Other - Brought Forward	\$ 324,693,468	\$ 311,607,250	\$ 353,266,730	\$ 362,748,420
TR1	PERMANENT SECRETARY MINISTRY OF TRADE, INDUSTRY AND INVESTMENT				
001	Betting Office Licences (Chap.11:19)	-	714,000	8,000,000	700,000
002	Betting Office Permit (Chap.11:19)	-	6,500	7,750	7,000
		-	720,500	8,007,750	707,000
	Sub-Head Total	324,693,468	312,327,750	361,274,480	363,455,420
07	Value Added Tax				
FN2	CHAIRMAN BOARD OF INLAND REVENUE MINISTRY OF FINANCE AND THE ECONOMY				
001	Value Added Tax (Ch. 75:06). Act No. 37 of 1989	6,337,445,478	6,670,000,000	6,670,000,000	6,409,734,000
	Sub-Head Total	6,337,445,478	6,670,000,000	6,670,000,000	6,409,734,000
08	Alcohol and Tobacco Taxes				
FN3	COMPTROLLER OF CUSTOMS AND EXCISE MINISTRY OF FINANCE AND THE ECONOMY				
001	Alcoholic and Other Beverages Tax (Chap 77:01)	3,343	-	45,200	-
002	Tobacco Tax (Ch. 77:01)	3,383,799	3,105,900	2,400,000	2,448,000
	Sub-Head Total	3,387,142	3,105,900	2,445,200	2,448,000

Trinidad and Tobago

Head 04 - TAXES ON INTERNATIONAL TRADE

Sub-Head / Receiver / Item / Sub-Item		2012 Actual	2013 Estimates	2013 Revised Estimates	2014 Estimates
01	Import Duties	\$ 2,319,360,234	\$ 2,419,280,000	\$ 2,496,809,046	\$ 2,547,178,640
02	Other	11,396	45,000	45,300	46,210
Total		2,319,371,630	2,419,325,000	2,496,854,346	2,547,224,850

Estimates 2014	2,547,224,850
Revised Estimates 2013	2,496,854,346
Increase	50,370,504

Sub-Head / Receiver / Item / Sub-Item		2012 Actual	2013 Estimates	2013 Revised Estimates	2014 Estimates
01	Import Duties	\$	\$	\$	\$
FN3	COMPTROLLER OF CUSTOMS AND EXCISE MINISTRY OF FINANCE AND THE ECONOMY				
001	Import Duties (Chap. 78:01)	2,318,560,423	2,418,350,000	2,488,968,500	2,546,214,800
002	Stamp Duty on Bills of Entry	44,556	50,000	28,300	3,060
004	Special Tax - Household Effects (Ch. 77:01)	751,345	805,000	930,246	951,600
005	Import Surcharge (Ch. 77:01)	3,910	75,000	6,882,000	9,180
Sub-Head Total		2,319,360,234	2,419,280,000	2,496,809,046	2,547,178,640
02	Other				
FN3	COMPTROLLER OF CUSTOMS AND EXCISE MINISTRY OF FINANCE AND THE ECONOMY				
001	Miscellaneous	11,396	5,000	5,300	5,410
Other Carried Forward		11,396	5,000	5,300	5,410

Trinidad and Tobago

Head 04 - TAXES ON INTERNATIONAL TRADE

Sub-Head / Receiver / Item / Sub-Item		2012 Actual	2013 Estimates	2013 Revised Estimates	2014 Estimates
02	Other - Brought Forward	\$ 11,396	\$ 5,000	\$ 5,300	\$ 5,410
002	Anti-dumping Duty (Ch. 78:05)	-	40,000	40,000	40,800
003	Countervailing Duty (Ch. 78:05)	-	-	-	-
Sub-Head Total		11,396	45,000	45,300	46,210

Trinidad and Tobago
Head 05 - OTHER TAXES

Sub-Head / Receiver / Item / Sub-Item		2012 Actual	2013 Estimates	2013 Revised Estimates	2014 Estimates
		\$	\$	\$	\$
FN2	CHAIRMAN BOARD OF INLAND REVENUE MINISTRY OF FINANCE AND THE ECONOMY				
01	Stamp Duties (Chap. 76:01)	214,213,073	200,000,000	244,113,400	249,728,000
Total		214,213,073	200,000,000	244,113,400	249,728,000

Estimates 2014	249,728,000
Revised Estimates 2013	244,113,400
Increase	<u>5,614,600</u>

Trinidad and Tobago
Head 06 - PROPERTY INCOME

Sub-Head / Receiver / Item / Sub-Item		2012 Actual	2013 Estimates	2013 Revised Estimates	2014 Estimates
		\$	\$	\$	\$
01	Rental Income	22,290,663	7,481,000	8,704,230	10,345,350
02	Interest Income	21,042,409	25,005,569	20,464,620	24,143,160
03	Royalties	2,449,723,876	2,378,216,116	2,098,442,800	1,708,372,000
04	Profits from Non-Financial Enterprises	1,593,088,217	2,233,500,000	2,219,237,900	1,737,822,000
05	Profits from Public Financial Institutions	497,410,618	490,119,000	566,450,900	385,571,000
06	Other Property Income	8,283,402	808,881,700	804,263,100	857,968,000
Total		4,591,839,185	5,943,203,385	5,717,563,550	4,724,221,510

Estimates 2014	4,724,221,510
Revised Estimates 2013	5,717,563,550
Decrease	993,342,040

Sub-Head / Receiver / Item / Sub-Item		2012 Actual	2013 Estimates	2013 Revised Estimates	2014 Estimates
		\$	\$	\$	\$
01	Rental Income				
CD1	PERMANENT SECRETARY MINISTRY OF COMMUNITY DEVELOPMENT				
001	Rental of Booths - Terminal Malls	9,688	40,000	4,400	4,590
002	Rental of Exhibition Space	-	-	-	-
		9,688	40,000	4,400	4,590
ED1	PERMANENT SECRETARY MINISTRY OF EDUCATION				
001	Rental of Rudranath Capildeo Learning Resource Centre	44,450	50,000	27,000	40,800
GY1	PERMANENT SECRETARY MINISTRY OF GENDER, YOUTH AND CHILD DEVELOPMENT				
001	Proceeds from Rental - Chatham Youth Camp	500	10,000	500	4,080
	Rental Income Carried Forward	54,638	100,000	31,900	49,470

Trinidad and Tobago
Head 06 - PROPERTY INCOME

Sub-Head / Receiver / Item / Sub-Item		2012 Actual	2013 Estimates	2013 Revised Estimates	2014 Estimates
		\$	\$	\$	\$
01	Rental Income - Brought Forward	54,638	100,000	31,900	49,470
002	Proceeds from Rental - Persto Praesto Youth Camp	-	5,000	3,900	4,080
003	Proceeds from Youth Centres	66,453	60,000	83,000	81,600
		66,953	75,000	87,400	89,760
HS1	PERMANENT SECRETARY MINISTRY OF HOUSING, LAND AND MARINE AFFAIRS				
001	Lease Payments/Rents of Government Buildings	4,375,318	950,000	745,000	765,000
002	Rental of Finance Building (Roof Level)	17,250	41,400	41,400	42,228
003	Rental of Vacant Lots	-	88,800	-	90,576
		4,392,568	1,080,200	786,400	897,804
HS2	COMMISSIONER STATE LANDS MINISTRY OF HOUSING, LAND AND MARINE AFFAIRS				
001	Ground Rents (excluding Quarries, Sand and Gravel Pits (Chapter 57:01))	2,626,539	2,600,000	3,200,000	3,264,000
002	Wayleave for oil pipes along roads	1,485	700	500	714
003	Rents of Access Roads	-	100	80	102
005	Rents of Housing Lots - Trinidad & Tobago Housing Development Corporation (formerly N.H.A.)	1,481,595	40,000	117,000	117,300
006	Rent of Lands, formerly owned by Caroni (1975) Ltd	12,512,223	1,800,000	1,027,000	1,836,000
		16,621,842	4,440,800	4,344,580	5,218,116
SP1	PERMANENT SECRETARY MINISTRY OF SPORT				
001	West Port-of-Spain Regional Park - Proceeds from Rental, etc.	19,787	500,000	1,550,000	1,632,000
002	Proceeds from St. Paul Street Multi-purpose Complex	23,117	24,000	7,450	25,500
003	Proceeds from Hockey Facility/Indoor Sporting Arena - Tacarigua	203,742	225,000	232,000	238,680
004	Proceeds from Indoor Sporting Arena - Pleasantville	138,505	150,000	160,000	163,200
005	Proceeds from Indoor Sporting Arena - Point Fortin	177,165	166,000	105,000	112,200
006	Proceeds from Indoor Sporting Arena - Maloney	88,105	90,000	75,000	76,500
007	Proceeds from Indoor Sporting Arena - Chaguanas	233,961	280,000	240,000	244,800
	Rental Income Carried Forward	22,019,883	7,121,000	7,619,230	8,743,950

Trinidad and Tobago
Head 06 - PROPERTY INCOME

Sub-Head / Receiver / Item / Sub-Item		2012 Actual	2013 Estimates	2013 Revised Estimates	2014 Estimates
		\$	\$	\$	\$
01	Rental Income - Brought Forward	22,019,883	7,121,000	7,619,230	8,743,950
008	Proceeds from Ato Boldon Stadium - Couva	-	50,000	850,000	357,000
010	Proceeds from Larry Gomes Stadium - Arima	-	50,000	15,000	357,000
011	Proceeds from Mannie Ramjohn Stadium - Marabella	-	50,000	90,000	714,000
012	Proceeds from Dwight Yorke Stadium - Bacolet	193,017	150,000	105,000	127,500
		1,077,399	1,735,000	3,429,450	4,048,380
TE1	PERMANENT SECRETARY MINISTRY OF TERTIARY EDUCATION AND SKILLS TRAINING				
001	Proceeds from Rental - El Dorado Youth Camp	3,000	-	-	-
TP3	DIRECTOR MARITIME SERVICES MINISTRY OF TRANSPORT				
001	Rental of Vessels - Maritime Services	-	10,000	-	10,200
TR1	PERMANENT SECRETARY MINISTRY OF TRADE, INDUSTRY AND INVESTMENT				
001	Rental of Equipment - Events Centre	74,763	50,000	25,000	35,700
	Sub-Head Total	22,290,663	7,481,000	8,704,230	10,345,350
02	Interest Income				
FN1	COMPTROLLER OF ACCOUNTS MINISTRY OF FINANCE AND THE ECONOMY				
001	Interest on Investment				
01	Consolidated Fund	34,725	118,000	22,000	120,360
02	Renewals Fund	-	-	-	-
03	Provident Fund	-	-	-	-
		34,725	118,000	22,000	120,360
	Interest Income Carried Forward	34,725	118,000	22,000	120,360

Trinidad and Tobago
Head 06 - PROPERTY INCOME

Sub-Head / Receiver / Item / Sub-Item		2012 Actual	2013 Estimates	2013 Revised Estimates	2014 Estimates
		\$	\$	\$	\$
02	Interest Income - Brought Forward	34,725	118,000	22,000	120,360
002	Interest on Floating Balances	13,155	-	-	-
003	Interest on Loans and Advances				
	COMPTROLLER OF ACCOUNTS				
17	Interest on Loans to Public Servants	7,961,463	8,000,000	8,051,300	8,000,000
19	Loan to Government of Belize - Hurricanes "Carmen" and "Fifi"	-	-	-	-
21	Trinidad and Tobago Mortgage Finance Company Limited	10,699,056	9,920,200	9,920,200	9,436,600
33	Caribbean Development Bank	-	-	-	-
45	Naparima Star Lodge and Pride of Naparima Lodge	-	-	-	-
47	Holy Trinity Cathedral	369	369	370	-
50	Loan to Government of Dominica	473,363	470,000	470,000	470,000
53	Loan to Government of Grenada	-	2,330,000	1,165,000	2,347,500
63	Loan to Government of Guyana	1,852,872	4,164,000	827,550	3,760,700
64	Trinidad and Tobago Postal Corporation	-	-	-	-
65	National Energy Skills Centre	-	-	-	-
66	Sugar Manufacturing Company Ltd (SMCL)	-	-	-	-
		20,987,123	24,884,569	20,434,420	24,014,800
004	Interest on Swap Agreement - Six Fast Patrol Crafts	7,406	3,000	8,200	8,000
	Sub-Head Total	21,042,409	25,005,569	20,464,620	24,143,160
03	Royalties				
EN1	PERMANENT SECRETARY MINISTRY OF ENERGY AND ENERGY AFFAIRS				
001	Royalty on Oil and Gas (Chap. 62:01)	2,448,537,714	2,375,806,116	2,096,966,800	1,706,880,000
002	Asphalt or Pitch won from the Pitch Lake (Ch. 61:03)	157,644	10,000	42,000	42,000
003	Quarries, Sand and Gravel Pits (Ch. 61:03)	1,028,518	2,400,000	1,434,000	1,450,000
	Sub-Head Total	2,449,723,876	2,378,216,116	2,098,442,800	1,708,372,000

Trinidad and Tobago,
Head 06 - PROPERTY INCOME

Sub-Head / Receiver / Item / Sub-Item		2012 Actual	2013 Estimates	2013 Revised Estimates	2014 Estimates
04	<u>Profits from Non-Financial Enterprises</u>	\$	\$	\$	\$
FN1	COMPTROLLER OF ACCOUNTS MINISTRY OF FINANCE AND THE ECONOMY				
	DIVIDENDS AND SURPLUSES				
001	National Lottery (Chap. 21:04)	245,795,279	263,000,000	238,641,500	253,000,000
FN5	PERMANENT SECRETARY MINISTRY OF FINANCE AND THE ECONOMY (INVESTMENT DIVISION)				
002	State Enterprises	1,347,292,938	1,970,500,000	1,942,596,400	1,482,822,000
003	CLICO Investment Fund	-	-	38,000,000	2,000,000
		1,347,292,938	1,970,500,000	1,980,596,400	1,484,822,000
	Sub-Head Total	1,593,088,217	2,233,500,000	2,219,237,900	1,737,822,000
05	<u>Profits from Public Financial Institutions</u>				
FN1	COMPTROLLER OF ACCOUNTS MINISTRY OF FINANCE AND THE ECONOMY				
	INTEREST, DIVIDENDS AND SURPLUSES				
001	Equity Profits - Central Bank (Ch. 79:02)	478,835,933	479,000,000	555,331,900	375,000,000
FN5	PERMANENT SECRETARY MINISTRY OF FINANCE AND THE ECONOMY (INVESTMENT DIVISION)				
001	State Enterprises	18,574,685	11,119,000	11,119,000	10,571,000
	Sub-Head Total	497,410,618	490,119,000	566,450,900	385,571,000

Trinidad and Tobago
Head 06 - PROPERTY INCOME

Sub-Head / Receiver / Item / Sub-Item		2012 Actual	2013 Estimates	2013 Revised Estimates	2014 Estimates
06	Other Property Income	\$	\$	\$	\$
EN1	PERMANENT SECRETARY MINISTRY OF ENERGY AND ENERGY AFFAIRS				
001	Share of Profits from Oil Companies under Production Sharing Contract (Chap 62:01)	-	800,000,000	800,000,000	850,000,000
HS1	PERMANENT SECRETARY MINISTRY OF HOUSING, LAND AND MARINE AFFAIRS				
003	Shelter Construction Financing Facility	7,888,402	5,750,000	3,659,300	4,500,000
004	Lease Payment for Former Caroni Lands Sugar Industry	-	-	-	-
005	Interest from the Sale of Government Quarters	-	31,700	-	-
		7,888,402	5,781,700	3,659,300	4,500,000
HS2	COMMISSIONER STATE LANDS MINISTRY OF HOUSING, LAND AND MARINE AFFAIRS				
001	Premia on Leases (Chap 57:01)	395,000	100,000	603,800	408,000
003	Premia on Reclaimed Lands (Chap 57:01)	-	-	-	-
004	Premia for variations of the User Clauses in Existing Leases (Chap 57:01)	-	3,000,000	-	3,060,000
		395,000	3,100,000	603,800	3,468,000
	Sub-Head Total	8,283,402	808,881,700	804,263,100	857,968,000

Trinidad and Tobago
Head 07 - OTHER NON-TAX REVENUE

Sub-Head / Receiver / Item / Sub-Item		2012 Actual	2013 Estimates	2013 Revised Estimates	2014 Estimates
		\$	\$	\$	\$
01	Administrative Fees and Charges	419,381,759	556,770,800	488,938,735	712,299,370
02	Fines and Forfeitures	82,356,387	91,538,000	94,710,440	97,866,660
03	Pension Contributions	39,269,856	37,769,500	40,249,600	38,338,500
04	Non-Industrial Sales	23,262,946	25,646,250	21,247,705	20,579,220
06	Other (Miscellaneous)	470,829,959	114,471,450	984,006,630	125,332,450
Total		1,035,100,907	826,196,000	1,629,153,110	994,416,200

Estimates 2014	...	994,416,200
Revised Estimates 2013	...	1,629,153,110
Decrease	...	634,736,910

Sub-Head / Receiver / Item / Sub-Item		2012 Actual	2013 Estimates	2013 Revised Estimates	2014 Estimates
		\$	\$	\$	\$
01	Administrative Fees and Charges				
AM1	PERMANENT SECRETARY MINISTRY OF THE ARTS AND MULTICULTURALISM				
001	Fees - National Academy for the Performing Arts	929,165	1,030,000	1,225,240	1,601,910
AT4	CHIEF STATE SOLICITOR MINISTRY OF THE ATTORNEY GENERAL				
001	State Solicitor	642,017	450,000	200,990	204,000
002	Administrator General (Chap 9:01)	15,073	26,000	32,600	32,640
003	Official Receiver (Chap 9:70; 81:01)	-	-	-	-
004	Public Trustee	6,246	17,000	4,140	10,200
		663,336	493,000	237,730	246,840
AT6	REGISTRAR, TAX APPEAL BOARD MINISTRY OF THE ATTORNEY GENERAL				
001	Appeal Board (Ch. 4:50)	-	-	-	-
	Administrative Fees and Charges Carried Forward	1,592,501	1,523,000	1,462,970	1,848,750

Trinidad and Tobago

Head 07 - OTHER NON-TAX REVENUE

Sub-Head / Receiver / Item / Sub-Item		2012 Actual	2013 Estimates	2013 Revised Estimates	2014 Estimates
01	Administrative Fees and Charges - Brought Forward	\$ 1,592,501	\$ 1,523,000	\$ 1,462,970	\$ 1,848,750
CD1	PERMANENT SECRETARY MINISTRY OF COMMUNITY DEVELOPMENT				
001	Adult Classes	524	1,000	240	620
CM1	PERMANENT SECRETARY MINISTRY OF COMMUNICATIONS				
001	Censor Cinematograph Film	43,040	45,000	37,000	40,800
EB1	CHIEF ELECTION OFFICER ELECTIONS AND BOUNDARIES COMMISSION				
001	Fees for the replacement of Identification Cards (Chap 2:01)	296,730	300,000	309,000	336,600
ED1	PERMANENT SECRETARY MINISTRY OF EDUCATION				
003	Sale of Handwork and Publications	80	200	60	110
004	External Examination - Local Fees for Candidates	265,195	400,000	455,000	510,000
006	Polytechnic Registration	2,965	2,500	2,320	2,040
007	Polytechnic Tuition	10,488	7,500	7,840	6,630
008	Polytechnic Laboratory	2,490	2,000	2,170	2,040
012	Registration of Teachers	9,535	11,000	9,000	11,220
013	Examination Fees not Elsewhere Classified	167,378	53,000	217,800	255,000
014	Sale of Dictionary of Occupational Titles	1,550	1,100	600	720
015	Fees - Certified Examinations Statements & Transcripts	84,058	95,000	90,000	91,800
016	Textbook Rental Programme - Fees	17,215	43,000	5,210	15,300
		560,954	615,300	790,000	894,860
EN1	PERMANENT SECRETARY MINISTRY OF ENERGY AND ENERGY AFFAIRS				
001	Petroleum Testing Laboratory	-	-	-	-
002	Fees for Competitive Bidding - Petroleum (Ch. 62:01)	7,818,650	2,500,000	2,566,250	2,550,000
	Administrative Fees and Charges Carried Forward	10,312,399	4,984,300	5,165,460	5,671,630

Trinidad and Tobago

Head 07 - OTHER NON-TAX REVENUE

Sub-Head / Receiver / Item / Sub-Item		2012 Actual	2013 Estimates	2013 Revised Estimates	2014 Estimates
		\$	\$	\$	\$
01	Administrative Fees and Charges - Brought Forward	10,312,399	4,984,300	5,165,460	5,671,630
004	Oil Impost (Chap. 62:01, Sec. 72-74)	95,587,384	108,442,900	74,119,590	106,623,600
006	Signature Bonuses-Competitive Bidding (Chap 62:01)	19,233,200	2,000,000	2,000,000	2,040,000
007	Application Fees - Exploration & Production Licences (Ch. 62:01)	500	-	500	-
008	Application Fees - Petrochemical Licences (Chap 62:01)	-	-	-	-
009	Application Fees - Lease Operators (Chap 62:01)	-	-	-	-
010	Fees for Competitive Bidding - Quarries (Ch. 61:03)	-	25,000	-	-
011	Application Fees - Bids for Wholesale Marketing Licences (Chap 62:01)	-	-	-	-
013	Fees - Miscellaneous	136,184	-	1,100	-
014	Production Bonus-North Coast Marine Area 1 (NCMA1)	-	-	-	-
015	Production Bonuses - Other Companies	-	-	-	-
016	Bunkering Company Licence Fee (Ex-vessel and Ex-wharf) (Chap. 62:01)	51,149	25,200	63,500	25,710
017	Bunkering Vessel Inspection Fee (Ex-vessel) (Ch. 62:01)	12,787	6,300	6,430	6,430
018	Facility Inspection Fee (Ex-wharf)(Ch. 62:01)	12,787	6,300	25,330	6,430
		122,852,641	113,005,700	78,782,700	111,252,170
EV1	PERMANENT SECRETARY MINISTRY OF THE ENVIRONMENT AND WATER RESOURCES				
001	Fees - San Fernando Hill	234,546	300,000	257,000	255,000
002	Fees - Caroni Swamp	-	-	-	-
003	Specialized Services - Meteorological Services Division	71,844	250,000	37,100	40,800
005	Water Improvement Rates (Chap 54:41)	127,998,759	266,569,000	246,569,000	424,060,000
		128,305,149	267,119,000	246,863,100	424,355,800
FA1	PERMANENT SECRETARY MINISTRY OF FOREIGN AFFAIRS				
002	Diplomatic Mail Service Charge (Chapter 77:01)	2,437,658	2,300,000	2,100,000	1,785,000
004	Examination Fees	77	-	-	-
		2,437,735	2,300,000	2,100,000	1,785,000
FN1	COMPTROLLER OF ACCOUNTS MINISTRY OF FINANCE AND THE ECONOMY				
001	Licence Fees - Financial Institutions other than Commercial Banks	10	-	-	-
	Administrative Fees and Charges Carried Forward	256,089,284	384,909,000	330,345,010	540,514,600

Trinidad and Tobago
Head 07 - OTHER NON-TAX REVENUE

Sub-Head / Receiver / Item / Sub-Item		2012 Actual	2013 Estimates	2013 Revised Estimates	2014 Estimates
		\$	\$	\$	\$
01	Administrative Fees and Charges - Brought Forward	256,089,284	384,909,000	330,345,010	540,514,600
FN2	CHAIRMAN BOARD OF INLAND REVENUE MINISTRY OF FINANCE AND THE ECONOMY				
001	Cinematograph Arrangement Fee (Chap 77:03 Sec 10)	6,000	-	-	-
002	Warden's Search Fees	57,137	62,500	60,000	61,200
003	Pension Plan - Registration Fee (Ch. 84:01)	330	500	370	410
		63,467	63,000	60,370	61,610
FN3	COMPTROLLER OF CUSTOMS AND EXCISE MINISTRY OF FINANCE AND THE ECONOMY				
001	Comptroller of Customs and Excise (Ch. 78:01)	7,439,572	8,115,000	7,300,000	7,446,000
002	Processing of Bills of Sight (Ch. 78:01)	264,042	500,000	22,000	102,000
003	Container Processing Fees (Ch. 78:01)	36,561,862	38,800,000	37,000,000	37,740,000
004	Customs Declaration Transaction User Fee (Chap 78:01)	7,345,966	7,000,000	7,000,000	7,650,000
		51,611,442	54,415,000	51,322,000	52,938,000
FP1	PERMANENT SECRETARY MINISTRY OF FOOD PRODUCTION				
001	Agriculture-Examiner of Animals (Ch. 67:02)	12,133	10,000	7,200	7,650
002	Veterinary Officers' Fees (Ch. 67:04)	16,410	14,000	12,000	15,300
003	Dogs and Cats Quarantine Stn. Quarantine Fees (Ch. 67:02)	64,549	55,000	57,000	71,400
004	Laboratory Fees	50,873	37,000	62,000	61,200
005	Import Permits (Ch. 67:02)	111,530	110,000	110,000	114,240
006	Registration Fees - Praedial Larceny	1,065	1,000	330	620
007	Export Permits (Ch. 67:02)	22,940	26,000	23,000	23,970
008	Horses Quarantine Station, Quarantine Fees	14,610	30,000	18,000	15,300
		294,110	283,000	289,530	309,680
HE1	PERMANENT SECRETARY MINISTRY OF HEALTH				
002	Hospital - Miscellaneous	75	1,000	1,000	510
003	Chemist (Ch. 30:01)(Ch. 30:03)	438,885	500,000	640,000	561,000
004	Pathology	-	300	150	-
	Administrative Fees and Charges Carried Forward	308,497,263	440,171,300	382,658,060	594,385,400

Trinidad and Tobago
Head 07 - OTHER NON-TAX REVENUE

Sub-Head / Receiver / Item / Sub-Item		2012 Actual	2013 Estimates	2013 Revised Estimates	2014 Estimates
		\$	\$	\$	\$
01	Administrative Fees and Charges - Brought Forward	308,497,263	440,171,300	382,658,060	594,385,400
005	Hospital - X-ray Electrical Treatment and Physiotherapy	-	1,000	800	620
006	Hospital - Maintenance of Patients and Operation Fees	49,135	50,000	14,000	10,200
009	Public Health Inspectors Overtime Allowances	-	-	-	-
		488,095	552,300	655,950	572,330
HS2	COMMISSIONER STATE LANDS MINISTRY OF HOUSING, LAND AND MARINE AFFAIRS				
001	Commissioner of State Lands Search Fees	-	-	-	-
002	Miscellaneous	56,230	5,000	27,000	22,440
003	Licence Fee for Land Reclamation (Ch. 57:01)	-	500	500	510
004	Preparation and Processing of Agreement and Leases (Ch. 57:01)	58,500	250,000	170,000	183,600
005	Processing of Reclamation and Jetty Licences (Ch. 57:01)	-	4,000	500	4,080
006	Approval of Building Plans on Lands subject to State Leases (Ch. 57:01)	1,750	5,500	1,300	2,040
007	Grant of Consent to Assign (Ch. 57:01)	100,457	400,000	40,000	102,000
		216,937	665,000	239,300	314,670
LA1	REGISTRAR GENERAL MINISTRY OF LEGAL AFFAIRS				
001	Registrar General (Chap 19:03)	19,104,352	24,000,000	26,000,000	26,520,000
002	Application for Marriage Officers' Licence (Chap 45:01)	7,250	7,200	7,250	8,160
003	Marriage Officers' Licence Fee (Chap 45:01)	31,650	31,000	21,000	20,400
004	Renewal of Marriage Officers' Licence (Chap 45:01)	24,500	16,000	12,000	13,260
		19,167,752	24,054,200	26,040,250	26,561,820
LA2	CONTROLLER, INTELLECTUAL PROPERTY OFFICE MINISTRY OF LEGAL AFFAIRS				
001	Intellectual Property Fees (Chap 82:75-82:81)	5,159,540	5,610,000	5,300,000	5,924,160
LE1	PERMANENT SECRETARY MINISTRY OF LABOUR AND SMALL AND MICRO ENTERPRISE DEVELOPMENT				
001	Registrar, Trade Unions (Chap 88:02)	25	100	80	110
	Administrative Fees and Charges Carried Forward	333,090,652	470,551,600	414,252,490	627,196,980

Trinidad and Tobago
Head 07 - OTHER NON-TAX REVENUE

Sub-Head / Receiver / Item / Sub-Item		2012 Actual	2013 Estimates	2013 Revised Estimates	2014 Estimates
01	Administrative Fees and Charges - Brought Forward	\$ 333,090,652	\$ 470,551,600	\$ 414,252,490	\$ 627,196,980
002	Commissioner of Co-operatives (Chap 81:03)	60	100	30	110
003	Registrar, Friendly Societies (Chap 32:50)	101	100	200	110
		186	300	310	330
LG1	PERMANENT SECRETARY MINISTRY OF LOCAL GOVERNMENT				
001	Miscellaneous	-	-	-	-
MJ1	CHIEF MAGISTRATE MAGISTRACY - JUDICIARY				
001	District and Petty Civil Courts (Chap 4:21)	11,719	45,000	18,000	20,400
002	Magistrates' Courts (Chap 4:20)	139,721	137,000	136,000	142,800
003	Liquor Licences - Application Fees (Chap 84:10)	32,433	41,000	35,000	40,800
004	Magistrates' Notes of Evidence (Chap 4:20)	165,273	173,000	178,000	188,700
		349,146	396,000	367,000	392,700
NS1	PERMANENT SECRETARY MINISTRY OF NATIONAL SECURITY				
001	Naturalisation Certificates (Chap 1:50)	26,943	30,000	20,100	25,500
002	Registration as a Citizen (Chap 1:50)	294,717	415,000	260,000	306,000
003	Work Permits - Application Fees (Chap 18:01)	2,898,960	3,225,000	2,600,000	3,060,000
004	Work Permits - Duration Fees (Chap 18:01)	21,807,700	26,500,000	20,000,000	20,400,000
005	Travelling Salesmen - Permit Fees (Chap 18:01)	26,000	36,000	5,000	15,300
006	Certificate of Residence (Chap 18:01)	462,490	430,000	415,000	459,000
007	Trinidad and Tobago Forensic Science Centre-Fees for Services (Chap 7:02)	14,955	12,000	16,500	14,280
008	Overseas Missionary Permits (Chap 18:01)	113,500	140,000	117,000	112,200
		25,645,265	30,788,000	23,433,600	24,392,280
NS2	CHIEF IMMIGRATION OFFICER MINISTRY OF NATIONAL SECURITY				
001	Passport and Permit Fees (Chap 18:01)	42,251,128	37,000,000	32,000,000	40,800,000
002	Immigration - Boarding and Clearing Fees (Chap 18:01)	1,331,491	1,200,000	1,300,000	1,326,000
	Administrative Fees and Charges Carried Forward	402,667,843	539,935,800	471,353,320	694,108,180

Trinidad and Tobago
Head 07 - OTHER NON-TAX REVENUE

Sub-Head / Receiver / Item / Sub-Item		2012 Actual	2013 Estimates	2013 Revised Estimates	2014 Estimates
		\$	\$	\$	\$
01	Administrative Fees and Charges - Brought Forward	402,667,843	539,935,800	471,353,320	694,108,180
003	Certificate of Residence under Amnesty Programme - Application Fee (Chap 18:01)	-	-	-	-
005	Restoration of Citizenship - Application Fees (Chap 1:50)	18,804	12,000	4,000	12,240
006	Restoration of Citizenship - Certificate Fees (Chap 1:50)	82,163	60,000	35,000	71,400
007	Issue of Letters confirming Citizenship or Residence (Chap 18:01)	88,861	140,000	51,000	102,000
		43,772,447	38,412,000	33,390,000	42,311,640
NS3	COMMISSIONER OF POLICE TRINIDAD AND TOBAGO POLICE SERVICE				
001	Clothing and Powder Cart	1,500	1,000	-	510
003	Miscellaneous	7,414,563	7,500,000	9,000,000	8,364,000
004	Fees for lodgement of firearms (Ch. 16:01)	79,060	120,000	185,000	102,000
		7,495,123	7,621,000	9,185,000	8,466,510
NS4	CHIEF FIRE OFFICER MINISTRY OF NATIONAL SECURITY				
001	Special Services (Ch. 35:50)	494,291	500,000	560,000	530,400
002	Examination Fees (Ch. 35:50)	39,240	-	-	-
		533,531	500,000	560,000	530,400
PL2	DIRECTOR OF STATISTICS MINISTRY OF PLANNING AND SUSTAINABLE DEVELOPMENT				
001	Supply of Statistical Information (Ch.19:02)	47,376	44,000	37,000	56,100
002	Computer Service (C.S.O.) (Ch.19:02)	41,661	65,000	11,000	20,400
		89,037	109,000	48,000	76,500
PUI	PERMANENT SECRETARY MINISTRY OF PUBLIC UTILITIES				
004	Government Electrical Inspector's Fees (Ch. 54:72)	5,176,501	5,100,000	4,600,000	5,202,000
SC1	DIRECTOR OF PERSONNEL ADMINISTRATION SERVICE COMMISSIONS DEPARTMENT				
001	Civil Service Entrance Examination Fees(Ch. 23:01)	491,500	404,000	130,000	586,500
	Administrative Fees and Charges Carried Forward	416,643,363	553,881,800	485,966,320	709,155,730

Trinidad and Tobago
Head 07 - OTHER NON-TAX REVENUE

Sub-Head / Receiver / Item / Sub-Item		2012 Actual	2013 Estimates	2013 Revised Estimates	2014 Estimates
		\$	\$	\$	\$
01	Administrative Fees and Charges - Brought Forward	416,643,363	553,881,800	485,966,320	709,155,730
002	Fees for copies of judgement orders by the Police Service Commission (Ch. 01:01)	-	-	515	-
003	Legal Judgements in favour of Service Commission	-	-	-	-
		491,500	404,000	130,515	586,500
SJ1	REGISTRAR SUPREME COURT - JUDICIARY				
001	Registrar, Supreme Court (Chap 4:01)	1,874,930	2,000,000	1,900,000	2,040,000
002	Commissioner, Workman's Compensation Ordinance (Chap 88:05)	-	3,000	-	-
003	Notaries Public Registration Fees (Chap 6:51)	-	4,000	2,000	1,020
004	Marshal (Chap 4:01)	1,157	3,000	1,500	1,020
		1,876,087	2,010,000	1,903,500	2,042,040
SP1	PERMANENT SECRETARY MINISTRY OF SPORT				
001	Community Swimming Pools	107,118	120,000	110,000	117,300
TE1	PERMANENT SECRETARY MINISTRY OF TERTIARY EDUCATION AND SKILLS TRAINING				
001	Examination Fees	-	-	245,000	204,000
TP2	TRANSPORT COMMISSIONER MINISTRY OF TRANSPORT				
001	Weighbridge Fees (Chap 48:50)	499,400	500,000	576,000	587,520
002	Miscellaneous	-	1,000	-	-
003	Registration Fee for Testing Station (Chap 48:50)	3,000	6,000	1,000	3,060
004	Renewal Fee for Testing Station (Chap 48:50)	31,000	40,000	31,000	30,600
005	Examiner Certificate Fee (Chap 48:50)	10,800	12,000	8,500	8,160
006	Renewal of Examiner Certificate Fee (Chap 48:50)	6,900	15,000	1,100	3,060
		551,100	574,000	617,600	632,400
TP3	DIRECTOR MARITIME SERVICES MINISTRY OF TRANSPORT				
001	Shipping Office Fees (Chap 50:10)	97,686	35,000	15,800	35,700
	Administrative Fees and Charges Carried Forward	419,275,354	556,620,800	488,858,735	712,187,170

Trinidad and Tobago
Head 07 - OTHER NON-TAX REVENUE

Sub-Head / Receiver / Item / Sub-Item		2012 Actual	2013 Estimates	2013 Revised Estimates	2014 Estimates
01	Administrative Fees and Charges - Brought Forward	\$ 419,275,354	\$ 556,620,800	\$ 488,858,735	\$ 712,187,170
TR1	PERMANENT SECRETARY MINISTRY OF TRADE, INDUSTRY AND INVESTMENT				
001	Events Centre - Fees for Service	-	-	-	-
002	Inspectors of Weights and Measures	106,405	150,000	80,000	112,200
		106,405	150,000	80,000	112,200
W11	PERMANENT SECRETARY MINISTRY OF WORKS AND INFRASTRUCTURE				
002	Advertising Fees - Highways Beautification Unit	-	-	-	-
	Sub-Head Total	419,381,759	556,770,800	488,938,735	712,299,370
02	Fines and Forfeitures				
AT7	REGISTRAR, INDUSTRIAL COURT MINISTRY OF THE ATTORNEY GENERAL				
001	Fines (Chap 88:01)	-	1,000	22,000	4,080
ED1	PERMANENT SECRETARY MINISTRY OF EDUCATION				
001	Penalties and Fines - National Library and Information Services (NALIS) Formerly Central Library	-	-	-	-
FN1	COMPTROLLER OF ACCOUNTS MINISTRY OF FINANCE AND THE ECONOMY				
001	Fines and Penalties under the Financial Institutions Act No 26 of 2008 (Ch. 79:09)	377,998	500,000	570,000	510,000
FN3	COMPTROLLER OF CUSTOMS AND EXCISE MINISTRY OF FINANCE AND THE ECONOMY				
001	Fines and Seizures (Ch. 78:50)(Ch. 78:01)	2,638,771	2,400,000	7,900,000	2,550,000
	Fines and Forfeitures Carried Forward	3,016,769	2,901,000	8,492,000	3,064,080

Trinidad and Tobago
Head 07 - OTHER NON-TAX REVENUE

Sub-Head / Receiver / Item / Sub-Item		2012 Actual	2013 Estimates	2013 Revised Estimates	2014 Estimates
02	Fines and Forfeitures - Brought Forward	\$ 3,016,769	\$ 2,901,000	\$ 8,492,000	\$ 3,064,080
FN6	PERMANENT SECRETARY MINISTRY OF FINANCE AND THE ECONOMY				
001	Penalties - Securities & Exchange Commission (Chap 83:02)	863,500	1,500,000	270,000	765,000
JT1	COMMISSIONER OF PRISONS MINISTRY OF JUSTICE				
001	Fines (Chap 13:01)	3,735	2,000	500	1,020
MJ1	CHIEF MAGISTRATE MAGISTRACY - JUDICIARY				
001	Magistrates' Courts (Chap 4:20)	26,626,211	30,000,000	26,000,000	30,600,000
002	Petty Civil Courts (Chap 4:21)	156	1,000	35,500	1,020
003	Poundage Fees (Chap 67:03)	1,355	4,000	4,790	1,740
004	Miscellaneous	14,925	80,000	54,000	102,000
005	Motor Vehicles and Road Traffic (Fixed Penalty) (Amendment) Regulations, 1984 (Ticket System) (Chap 48:52)	44,837,525	50,000,000	53,000,000	56,100,000
		71,480,172	80,085,000	79,094,290	86,804,760
NS2	CHIEF IMMIGRATION OFFICER MINISTRY OF NATIONAL SECURITY				
001	Fines (Chap 18:01)	3,000	10,000	49,000	10,200
NS4	CHIEF FIRE OFFICER MINISTRY OF NATIONAL SECURITY				
001	Fines (Chap 35:50)	-	-	1,150	-
SJ1	REGISTRAR SUPREME COURT - JUDICIARY				
001	Supreme Court (Chap 4:01)	91,432	160,000	110,000	102,000
002	Poundage Fees (Chap. 4:01)	47,079	130,000	63,000	71,400
		138,511	290,000	173,000	173,400
	Fines and Forfeitures Carried Forward	75,505,687	84,788,000	88,079,940	90,818,460

Trinidad and Tobago
Head 07 - OTHER NON-TAX REVENUE

Sub-Head / Receiver / Item / Sub-Item		2012 Actual	2013 Estimates	2013 Revised Estimates	2014 Estimates
02	Fines and Forfeitures - Brought Forward	\$ 75,505,687	\$ 84,788,000	\$ 88,079,940	\$ 90,818,460
TP2	TRANSPORT COMMISSIONER MINISTRY OF TRANSPORT				
001	Fines - Late Registration of Transfer (Used Motor Vehicles)(Ch. 48:50)	352,650	350,000	230,500	255,000
002	Penalty-Late Renewal of Driving Permits (Ch. 48:50)	6,498,050	6,400,000	6,400,000	6,793,200
		6,850,700	6,750,000	6,630,500	7,048,200
TP3	DIRECTOR MARITIME SERVICES MINISTRY OF TRANSPORT				
001	Fines - Offences under the Shipping Act No. 24 of 1987 (Chap 50:10)	-	-	-	-
	Sub-Head Total	82,356,387	91,538,000	94,710,440	97,866,660
03	Pension Contributions				
FN1	COMPTROLLER OF ACCOUNTS MINISTRY OF FINANCE AND THE ECONOMY				
001	Contributions to Widows' and Orphans' Pension Scheme (Chap. 23:54)	883,741	940,000	878,400	880,000
002	Police Service- Contribution to Superannuation Fund (Chap. 23:52)	6,485,593	6,750,000	9,238,350	6,750,000
003	Fire Services - Contribution to Superannuation Fund (Chap. 23:52)	2,800,564	2,300,000	2,476,900	2,450,000
004	Provident Fund Bonus Surrendered and Forfeited (Chap. 23:57)	-	-	-	-
005	Trinidad and Tobago Defence Force - Contribution to Superannuation Fund (Chap. 23:52)	23,212,261	23,000,000	23,000,000	23,400,000
006	Members of Parliament	1,073,603	1,100,000	1,150,000	1,150,000
007	Heads of Missions (Chap. 17:04)	215,415	175,000	194,000	195,000
008	Officers on Secondment (Chap. 23:52)				
02	University of the West Indies	172,151	175,000	85,000	85,000
	Pension Contributions Carried Forward	34,843,328	34,440,000	37,022,650	34,910,000

Trinidad and Tobago
Head 07 - OTHER NON-TAX REVENUE

Sub-Head / Receiver / Item / Sub-Item		2012 Actual	2013 Estimates	2013 Revised Estimates	2014 Estimates
		\$	\$	\$	\$
03	Pension Contributions - Brought forward	34,843,328	34,440,000	37,022,650	34,910,000
03	Public Transport Service Corporation	-	-	-	-
04	Commonwealth Caribbean Regional Secretariat	-	-	-	-
08	Chaguaramas Development Authority	-	-	-	-
09	National Insurance Property Development Company Limited	-	-	-	-
11	Trinidad and Tobago Bureau of Standards	15,103	14,000	12,800	15,000
12	Legal Aid and Advisory Authority	27,523	32,000	25,000	25,000
13	Port Authority of Trinidad and Tobago	-	-	-	-
15	Trinidad and Tobago Unified Teachers' Association	-	-	-	-
16	Airports Authority of Trinidad and Tobago	276,268	-	-	-
19	Caribbean Examinations Councils	-	-	-	-
20	National Institute of Higher Education Research Science and Technology (NIHERST)	-	-	-	-
23	Public Services Association	-	-	-	-
26	National Helicopter Services Limited	-	-	-	-
27	Youth Training and Employment Partnership Programme Limited (YTEPP)	-	-	-	-
28	Eric Williams Medical Sciences Complex	-	-	-	-
31	Environmental Management Authority	-	-	-	-
32	National Training Agency	-	-	-	-
33	Trinidad & Tobago Securities & Exchange Commission	28,536	28,500	28,550	28,500
34	Trinidad & Tobago Industrial Development Corporation (TIDCO)	-	-	-	-
35	National Agricultural Marketing and Development Corporation (NAMDEVCO)	22,641	50,000	29,100	30,000
36	Central Bank of Trinidad and Tobago	-	-	-	-
37	College of Science Technology and Applied Arts of Trinidad and Tobago	90,145	-	-	-
38	Asa Wright Nature Centre	-	-	-	-
39	Telecommunications Authority of T & T	-	35,000	35,000	35,000
40	University of Trinidad and Tobago (UTT)	264,341	170,000	96,500	95,000
41	Accreditation Council of Trinidad and Tobago (ACTT)	-	-	-	-
		896,708	504,500	311,950	313,500
009	Prison Service - Contribution to Superannuation Fund (Chap.13:02)	3,701,971	3,000,000	3,000,000	3,200,000
	Sub-Head Total	39,269,856	37,769,500	40,249,600	38,338,500

Trinidad and Tobago
Head 07 - OTHER NON-TAX REVENUE

Sub-Head / Receiver / Item / Sub-Item		2012 Actual	2013 Estimates	2013 Revised Estimates	2014 Estimates
04	Non-Industrial Sales	\$	\$	\$	\$
AT6	REGISTRAR, TAX APPEAL BOARD MINISTRY OF THE ATTORNEY GENERAL				
001	Sale of Publications	800	1,000	500	510
AT7	REGISTRAR, INDUSTRIAL COURT MINISTRY OF THE ATTORNEY GENERAL				
001	Sale of Publications	103,091	55,000	98,000	102,000
CD1	PERMANENT SECRETARY MINISTRY OF COMMUNITY DEVELOPMENT				
001	Sale of Goods	10	3,500	1,000	1,020
EB1	CHIEF ELECTION OFFICER ELECTIONS AND BOUNDARIES COMMISSION				
001	Electoral - Sale of Lists (Chap 2:01)	7,600	100,000	36,800	8,160
002	Electoral - Sale of I.D. Cards and Loss of Original	1,480	-	70	-
003	Electoral Sale of Maps (Chap 2:01)	6,628	20,000	16,800	6,630
004	Electoral - Sale of Reports (Chap 2:01)	1,151	15,000	9,000	2,040
		16,859	135,000	62,670	16,830
EN1	PERMANENT SECRETARY MINISTRY OF ENERGY AND ENERGY AFFAIRS				
001	Sale of Reports and Maps	19,095	20,000	6,900	15,300
EV1	PERMANENT SECRETARY MINISTRY OF THE ENVIRONMENT AND WATER RESOURCES				
002	Forests - Miscellaneous	128,178	150,000	288,000	153,000
003	Forests - Sale of Timber and Produce	6,841,272	8,000,000	7,200,000	7,344,000
		6,969,450	8,150,000	7,488,000	7,497,000
FN1	COMPTROLLER OF ACCOUNTS MINISTRY OF FINANCE AND THE ECONOMY				
	SALE OF GOVERNMENT STORES AND OTHER PROPERTY				
001	Sale of obsolete, redundant and unserviceable Government Stores and Property (Ch. 71:91)	4,074,229	5,000,000	3,500,000	4,080,000
	Non-Industrial Sales Carried Forward	11,183,534	13,364,500	11,157,070	11,712,660

Trinidad and Tobago
Head 07 - OTHER NON-TAX REVENUE

Sub-Head / Receiver / Item / Sub-Item		2012 Actual	2013 Estimates	2013 Revised Estimates	2014 Estimates
04	Non-Industrial Sales - Brought Forward	\$ 11,183,534	\$ 13,364,500	\$ 11,157,070	\$ 11,712,660
002	Sale of Safes, Vault Doors, etc	-	-	-	-
		4,074,229	5,000,000	3,500,000	4,080,000
FN3	COMPTROLLER OF CUSTOMS AND EXCISE MINISTRY OF FINANCE AND THE ECONOMY				
001	Sale of Spirits Stock Books (Ch. 84:10)	8,120	4,500	4,700	4,800
002	Sale of Certificate Books (Spirit Removal) (Ch. 84:10)	123,709	140,000	110,500	122,400
003	Sale of Certificate Books (Petrol Removal) (Ch. 78:50)	47,933	20,000	60,000	61,200
004	Sale of Goods	-	-	-	-
		179,762	164,500	175,200	188,400
FP1	PERMANENT SECRETARY MINISTRY OF FOOD PRODUCTION				
001	Sale of Plants and Produce				
01	St. Augustine Station	726,333	800,000	710,000	765,000
02	La Reunion Station	301,287	300,000	435,000	443,700
04	Marper Farm	22,013	25,000	51,000	45,900
		1,049,633	1,125,000	1,196,000	1,254,600
004	Central Experimental Station	548,160	600,000	270,000	459,000
005	Extension Services Division	89,135	75,000	70,000	76,500
006	St. Joseph Farm - Trinidad	292,736	300,000	315,000	321,300
008	Fisheries - Sale of Fruits and Produce	-	-	-	-
009	Sale of Apiary Products	2,965	5,000	31,400	26,010
010	Chaguaramas Estate	5,284	3,500	20,000	8,160
012	Chaguaramas Agricultural Development Project	14,875	15,000	19,000	20,400
014	State Lands Development Projects - Sale of Animals	-	-	3,795	-
016	Sale of Drugs	89,437	86,000	80,000	86,700
018	Hillside Station (St Michael Estate)	4,638	8,500	6,500	6,630
021	La Pastora Station (Horticulture Division)	174,774	160,000	207,000	214,200
022	Sale of Fertilizer to Caribbean Chemicals and Agencies Ltd.	1,968,672	3,312,000	3,312,000	1,020,000
		4,240,309	5,690,000	5,530,695	3,493,500
	Non-Industrial Sales Carried Forward	15,603,605	19,219,000	16,862,965	15,394,560

Trinidad and Tobago
Head 07 - OTHER NON-TAX REVENUE

Sub-Head / Receiver / Item / Sub-Item		2012 Actual	2013 Estimates	2013 Revised Estimates	2014 Estimates
04	Non-Industrial Sales - Brought Forward	\$ 15,603,605	\$ 19,219,000	\$ 16,862,965	\$ 15,394,560
GY1	PERMANENT SECRETARY MINISTRY OF GENDER, YOUTH AND CHILD DEVELOPMENT				
001	Persto Praesto Estate - Sale of Produce	17,402	15,000	32,500	15,300
002	Chatham Youth Camp	260	2,000	62,000	2,040
		17,662	17,000	94,500	17,340
HE1	PERMANENT SECRETARY MINISTRY OF HEALTH				
003	Sale of Stores	1,522,690	2,000,000	1,470,700	1,734,000
HS1	PERMANENT SECRETARY MINISTRY OF HOUSING, LAND AND MARINE AFFAIRS				
001	Sale of House Plans	-	-	-	-
HS3	DIRECTOR OF SURVEYS MINISTRY OF HOUSING, LAND AND MARINE AFFAIRS				
001	Hydrographic Unit - Sale of Nautical Documents (Ch. 58:04)	4,840	4,500	5,000	5,100
002	Surveys - Sale of Maps, cadastral information and other related documents (Ch. 58:04)	73,870	104,000	93,300	102,000
003	Sale of Survey Control Information (Ch. 58:04)	5,928	3,700	4,000	4,080
004	Sale of Digital Products (Ch. 58:04)	276,194	225,000	93,000	229,500
		360,832	337,200	195,300	340,680
JT1	COMMISSIONER OF PRISONS MINISTRY OF JUSTICE				
001	Prison Industries	90,589	85,000	50,000	56,100
LA3	PERMANENT SECRETARY MINISTRY OF LEGAL AFFAIRS				
001	Sale of Publications (Chap. 3:02)	365,025	450,000	415,000	459,000
	Non-Industrial Sales Carried Forward	17,960,403	22,108,200	19,088,465	18,001,680

Trinidad and Tobago
Head 07 - OTHER NON-TAX REVENUE

Sub-Head / Receiver / Item / Sub-Item		2012 Actual	2013 Estimates	2013 Revised Estimates	2014 Estimates
04	Non-Industrial Sales - Brought Forward	\$ 17,960,403	\$ 22,108,200	\$ 19,088,465	\$ 18,001,680
ND1	PERMANENT SECRETARY MINISTRY OF NATIONAL DIVERSITY AND SOCIAL INTEGRATION				
001	National Cultural Council - Sale of Literature	450	20,000	5,000	5,100
PL1	PERMANENT SECRETARY MINISTRY OF PLANNING AND SUSTAINABLE DEVELOPMENT				
002	Sale of Documents	15	50	240	104,040
PUI	PERMANENT SECRETARY MINISTRY OF PUBLIC UTILITIES				
001	Printing and Stationery	294,458	265,000	350,000	357,000
SJ1	REGISTRAR SUPREME COURT - JUDICIARY				
001	Sale of Annual Index	142,200	200,000	235,000	204,000
TE1	PERMANENT SECRETARY MINISTRY OF TERTIARY EDUCATION AND SKILLS TRAINING				
001	El Dorado Youth Camp	-	-	-	-
TP2	TRANSPORT COMMISSIONER MINISTRY OF TRANSPORT				
001	Sale of Documents	-	-	-	-
002	Sale of Inspection Stickers (Chap. 48:50)	4,805,000	3,000,000	1,500,000	1,836,000
		4,805,000	3,000,000	1,500,000	1,836,000
TP3	DIRECTOR MARITIME SERVICES MINISTRY OF TRANSPORT				
001	Sale of Records	60,420	53,000	69,000	71,400
	Non-Industrial Sales Carried Forward	23,262,946	25,646,250	21,247,705	20,579,220

Trinidad and Tobago
Head 07 - OTHER NON-TAX REVENUE

Sub-Head / Receiver / Item / Sub-Item		2012 Actual	2013 Estimates	2013 Revised Estimates	2014 Estimates
04	Non-Industrial Sales - Brought Forward	\$ 23,262,946	\$ 25,646,250	\$ 21,247,705	\$ 20,579,220
002	Navigational Aids	-	-	-	-
		60,420	53,000	69,000	71,400
	Sub-Head Total	23,262,946	25,646,250	21,247,705	20,579,220
06	Other (Miscellaneous)				
AG1	ASSISTANT AUDITOR GENERAL AUDITOR GENERAL DEPARTMENT				
	CONTRIBUTION FOR AUDIT ACCOUNTS				
001	Port-of-Spain Corporation	-	50,000	-	51,000
002	San Fernando Corporation	-	70,000	-	-
003	Arima Borough Corporation	-	50,000	19,680	51,000
004	Point Fortin Borough Corporation	-	35,000	-	-
005	Agricultural Development Bank	-	100,000	-	-
006	Regional Corporations	193,322	210,000	130,000	219,300
008	Public Transport Service Corporation	-	80,000	-	40,800
009	Other Authorities	1,779,585	1,900,000	1,800,000	2,436,270
010	Chaguanas Borough Corporation	-	-	-	-
		1,972,907	2,495,000	1,949,680	2,798,370
AT4	CHIEF STATE SOLICITOR MINISTRY OF THE ATTORNEY GENERAL				
001	Recovery of Cost	448,195	30,000	345,000	102,000
AT5	PERMANENT SECRETARY MINISTRY OF THE ATTORNEY GENERAL				
001	Recovery of Training Expenses	-	-	-	-
CD1	PERMANENT SECRETARY MINISTRY OF COMMUNITY DEVELOPMENT				
002	Proceeds from Best Village	102,900	50,000	94,000	102,000
	Other (Miscellaneous) Carried Forward	2,524,002	2,575,000	2,388,680	3,002,370

Trinidad and Tobago
Head 07 - OTHER NON-TAX REVENUE

Sub-Head / Receiver / Item / Sub-Item		2012 Actual	2013 Estimates	2013 Revised Estimates	2014 Estimates
06	Other (Miscellaneous) - Brought Forward	\$ 2,524,002	\$ 2,575,000	\$ 2,388,680	\$ 3,002,370
ED1	PERMANENT SECRETARY MINISTRY OF EDUCATION				
001	Recoveries of Expenses from Government Scholars - National Scholars	4,971	-	-	-
EN1	PERMANENT SECRETARY MINISTRY OF ENERGY AND ENERGY AFFAIRS				
001	Seismographic Surveys	13,579,466	15,500,000	5,000,000	5,100,000
002	Surplus Income from the Sale of Petroleum Products (Chap 62:02)	-	-	-	-
003	Charge for relinquishing licensed area (Chap 62:01)	-	-	-	-
		13,579,466	15,500,000	5,000,000	5,100,000
EVI	PERMANENT SECRETARY MINISTRY OF THE ENVIRONMENT AND WATER RESOURCES				
001	Contribution by West Indian Governments towards Cost of Meteorological Services at Rawinsonde Station, Piarcó	-	50,000	-	51,000
002	Radar Contribution from Caribbean Meteorological Organisation	-	15,000	-	15,300
003	Damages and Recovery of Cost - Environmental Management Authority (Chap 35:05)	-	-	-	-
		-	65,000	-	66,300
FA1	PERMANENT SECRETARY MINISTRY OF FOREIGN AFFAIRS				
001	Contribution of Overseas Staff towards the Cost of Living Accommodation (Chap. 23:01)	746,414	1,500,000	1,300,000	1,326,000
FN1	COMPTROLLER OF ACCOUNTS MINISTRY OF FINANCE AND THE ECONOMY				
001	Gain on Sale of Investments	461	1,000	1,000	1,020
	Other (Miscellaneous) Carried Forward	16,855,314	19,641,000	8,689,680	9,495,690

Trinidad and Tobago
Head 07 - OTHER NON-TAX REVENUE

Sub-Head / Receiver / Item / Sub-Item		2012 Actual	2013 Estimates	2013 Revised Estimates	2014 Estimates
		\$	\$	\$	\$
06	Other (Miscellaneous) - Brought Forward	16,855,314	19,641,000	8,689,680	9,495,690
002	Recoveries of Overpayments relating to previous years (Chap 69:01)	46,675,781	28,000,000	38,000,000	40,800,000
005	Life Insurance Companies Salary Deduction Plan	533,075	600,000	533,000	561,000
008	Telephone, Telegram and Cablegram Charges	162,946	60,000	6,500	61,200
009	Government Vehicles Insurance Fund	-	21,000	550,000	102,000
010	Sundry	2,375,492	5,000,000	880,000	2,040,000
011	Unclaimed Deposits	36,919,810	20,000,000	20,000,000	20,400,000
012	In-operative Accounts at Commercial Banks (Chap 79:09)	14,985,598	15,000,000	5,000,000	15,300,000
013	Recoveries of Expenses from Government Scholars	-	-	-	-
016	Fees - Payment for the use of Caption - "Brokers to the Government of Trinidad and Tobago."	10,000	10,000	10,000	10,200
020	Gain on Treasury Bills	769,635	100,000	100,000	102,000
023	Net Settlement on Swap Transaction - Loan - Citibank N.A.	339,983,083	15,000,000	900,000,000	25,500,000
024	Commitment Fee-Postal Services Reform Loan No. 44580TR	-	-	-	-
025	Recovery of Expenses - Items issued to Public Officers for personal use	55,138	20,000	35,000	35,700
		442,471,019	83,812,000	965,115,500	104,913,120
FN3	COMPTROLLER OF CUSTOMS AND EXCISE MINISTRY OF FINANCE AND THE ECONOMY				
001	Excise Warehouse (Ch. 78:50)	676,938	470,000	593,000	612,000
FN5	PERMANENT SECRETARY MINISTRY OF FINANCE AND THE ECONOMY (INVESTMENT DIVISION)				
002	Recovery of Expenses - National Enterprises Limited (NEL)	-	144,000	-	-
MJ1	CHIEF MAGISTRATE MAGISTRACY - JUDICIARY				
001	Costs Recovered	-	-	-	-
	Other (Miscellaneous) Carried Forward	460,002,810	104,066,000	974,397,180	115,019,790

Trinidad and Tobago
Head 07 - OTHER NON-TAX REVENUE

Sub-Head / Receiver / Item / Sub-Item		2012 Actual	2013 Estimates	2013 Revised Estimates	2014 Estimates
06	Other (Miscellaneous) - Brought Forward	\$ 460,002,810	\$ 104,066,000	\$ 974,397,180	\$ 115,019,790
NS2	CHIEF IMMIGRATION OFFICER MINISTRY OF NATIONAL SECURITY				
001	Refund of Repatriation Expenses (Chap 18:01)	-	450	450	460
PA1	PERMANENT SECRETARY MINISTRY OF PUBLIC ADMINISTRATION				
001	Recoveries of Expenses from Government Scholars	3,553,634	2,800,000	2,000,000	2,550,000
PM1	PERMANENT SECRETARY OFFICE OF THE PRIME MINISTER				
001	Big Dance Band - Divine Echoes	-	-	-	-
TP3	DIRECTOR MARITIME SERVICES MINISTRY OF TRANSPORT				
001	Overtime to Maritime Services Division	38,465	35,000	35,000	35,700
002	Navigational Aids Dues (formerly Operation and Maintenance of Navigational Aids) (Chap. 50:10)	7,160,315	7,500,000	7,500,000	7,650,000
003	Surveys and Examinations (Chap. 50:08)	74,735	70,000	74,000	76,500
004	Overtime to Shipping Master Organisation	-	-	-	-
		7,273,515	7,605,000	7,609,000	7,762,200
W11	PERMANENT SECRETARY MINISTRY OF WORKS AND INFRASTRUCTURE				
001	Forfeiture of Performance Deposit Bond	-	-	-	-
	Sub-Head Total	470,829,959	114,471,450	984,006,630	125,332,450

Trinidad and Tobago

Head 08 - REPAYMENT OF PAST LENDING

Sub-Head / Receiver / Item / Sub-Item		2012 Actual	2013 Estimates	2013 Revised Estimates	2014 Estimates
		\$	\$	\$	\$
03	Repayment of Loans by Public Enterprises	25,740,644	16,773,000	14,447,990	15,757,030
04	Repayment of Loans by Other Enterprises	16,345	-	-	-
06	Repayment of Other Loans	6,282,022	19,700,700	8,520,170	19,624,360
07	Repayment of International Loans	-	-	-	-
Total		32,039,011	36,473,700	22,968,160	35,381,390

Estimates 2014	35,381,390
Revised Estimates 2013	22,968,160
Increase	<u>12,413,230</u>

Sub-Head / Receiver / Item / Sub-Item		2012 Actual	2013 Estimates	2013 Revised Estimates	2014 Estimates
		\$	\$	\$	\$
03	Repayment of Loans by Public Enterprises				
FN1	COMPTROLLER OF ACCOUNTS MINISTRY OF FINANCE AND THE ECONOMY				
002	Trinidad and Tobago Mortgage Finance Company Limited	7,494,548	8,273,000	8,273,000	8,757,030
025	Trinidad and Tobago Postal Corporation	-	-	-	-
026	Sugar Manufacturing Company Limited (SMCL)	-	-	-	-
027	National Energy Skills Centre	-	-	-	-
		7,494,548	8,273,000	8,273,000	8,757,030
HS1	PERMANENT SECRETARY MINISTRY OF HOUSING, LAND AND MARINE AFFAIRS				
003	Shelter Construction Financing Facility	18,246,096	8,500,000	6,174,990	7,000,000
Sub-Head Total		25,740,644	16,773,000	14,447,990	15,757,030

Trinidad and Tobago

Head 08 - REPAYMENT OF PAST LENDING

Sub-Head / Receiver / Item / Sub-Item		2012 Actual	2013 Estimates	2013 Revised Estimates	2014 Estimates
04	Repayment of Loans by Other Enterprises	\$	\$	\$	\$
FN1	COMPTROLLER OF ACCOUNTS MINISTRY OF FINANCE AND THE ECONOMY				
013	Naparima Star Lodge and Pride of Naparima Lodge	-	-	-	-
015	Holy Trinity Cathedral	16,345	-	-	-
	Sub-Head Total	16,345	-	-	-
06	Repayment of Other Loans				
FN1	COMPTROLLER OF ACCOUNTS MINISTRY OF FINANCE AND THE ECONOMY				
006	Government of Belize	-	-	-	-
008	Caribbean Development Bank	-	-	-	-
012	Government of Grenada	-	5,832,400	2,916,200	5,868,800
013	Government of St. Vincent	-	-	-	-
014	Government of Guyana	4,300,567	11,826,500	2,600,850	13,755,560
015	Shareholder Governments of LIAT (1974) Ltd in the Eastern Caribbean	-	-	-	-
01	Government of Antigua and Barbuda	-	-	-	-
02	Government of Barbados	1,981,455	2,041,800	3,003,120	-
03	Government of St Vincent and The Grenadines	-	-	-	-
		1,981,455	2,041,800	3,003,120	-
	Sub-Head Total	6,282,022	19,700,700	8,520,170	19,624,360
07	Repayment of International Loans				
FN1	COMPTROLLER OF ACCOUNTS MINISTRY OF FINANCE AND THE ECONOMY				
001	Business Expansion and Industrial Restructuring Loan-BEIRL	-	-	-	-
	Sub-Head Total	-	-	-	-

Trinidad and Tobago
Head 09 - CAPITAL REVENUE

Sub-Head / Receiver / Item / Sub-Item		2012 Actual	2013 Estimates	2013 Revised Estimates	2014 Estimates
		\$	\$	\$	\$
02	Sale of Assets	3,952,026	5,619,000	10,823,000	4,830,720
07	Unspent Balances Stat. Boards & Similar Bodies	24,354,872	25,000,000	37,600,000	25,500,000
09	Grants	1,223,881	16,500,000	80,725,060	1,000,000
10	Extraordinary	13,913,542	-	357,343,640	1,000,000,000
11	Transfers From Student Revolving Loan Fund	-	-	-	-
12	Transfers from Funds	-	-	960,400	-
Total		43,444,321	47,119,000	487,452,100	1,031,330,720

Estimates 2014	1,031,330,720
Revised Estimates 2013	487,452,100
Increase	543,878,620

Sub-Head / Receiver / Item / Sub-Item		2012 Actual	2013 Estimates	2013 Revised Estimates	2014 Estimates
		\$	\$	\$	\$
02	Sale of Assets				
FN1	COMPTROLLER OF ACCOUNTS MINISTRY OF FINANCE AND THE ECONOMY				
001	Sale of Other Assets	-	-	-	-
HS1	PERMANENT SECRETARY MINISTRY OF HOUSING, LAND AND MARINE AFFAIRS				
001	Sale of Housing Lots Developed by NHA	-	-	-	-
002	Sale of Government Buildings	96,000	2,772,000	2,323,000	918,000
003	Sale of Quarters of former Defence Officers - Diamond Vale	13,600	347,000	-	342,720
004	Sale of Leasehold Interest in the Property Situated off the Uriah Butler Highway, Chaguanas	-	-	5,000,000	-
		109,600	3,119,000	7,323,000	1,260,720
Sale of Assets Carried Forward		109,600	3,119,000	7,323,000	1,260,720

Trinidad and Tobago
Head 09 - CAPITAL REVENUE

Sub-Head / Receiver / Item / Sub-Item		2012 Actual	2013 Estimates	2013 Revised Estimates	2014 Estimates
02	Sale of Assets - Brought Forward	\$ 109,600	\$ 3,119,000	\$ 7,323,000	\$ 1,260,720
HS2	COMMISSIONER STATE LANDS MINISTRY OF HOUSING, LAND AND MARINE AFFAIRS				
001	Sale of Lands, Formerly owned by Caroni (1975) Ltd	3,842,426	2,500,000	3,500,000	3,570,000
	Sub-Head Total	3,952,026	5,619,000	10,823,000	4,830,720
07	Unspent Balances Stat. Boards & Similar Bodies				
FN1	COMPTROLLER OF ACCOUNTS MINISTRY OF FINANCE AND THE ECONOMY				
001	Unspent Balances Stat. Boards & Similar Bodies	24,354,872	25,000,000	37,600,000	25,500,000
	Sub-Head Total	24,354,872	25,000,000	37,600,000	25,500,000
09	Grants				
FN1	COMPTROLLER OF ACCOUNTS MINISTRY OF FINANCE AND THE ECONOMY				
001	Grants	1,223,881	16,500,000	80,725,060	1,000,000
	Sub-Head Total	1,223,881	16,500,000	80,725,060	1,000,000
10	Extraordinary				
FN1	COMPTROLLER OF ACCOUNTS MINISTRY OF FINANCE AND THE ECONOMY				
001	Proceeds from Litigation	-	-	-	-
	Extraordinary Carried Forward	-	-	-	-

Trinidad and Tobago
Head 09 - CAPITAL REVENUE

Sub-Head / Receiver / Item / Sub-Item	2012 Actual	2013 Estimates	2013 Revised Estimates	2014 Estimates
002	\$ -	\$ -	\$ -	\$ -
003	-	-	-	-
004	-	-	-	-
01	-	-	21,143,240	-
02	-	-	317,600,000	-
	-	-	338,743,240	-
	-	-	338,743,240	-
FN2	CHAIRMAN BOARD OF INLAND REVENUE MINISTRY OF FINANCE AND THE ECONOMY			
002	-	-	-	-
FN5	PERMANENT SECRETARY MINISTRY OF FINANCE AND THE ECONOMY (INVESTMENT DIVISION)			
001	8,439,477	-	-	-
002	4,597,250	-	3,300	-
003	876,815	-	-	-
004	-	-	2,100,000	-
005	-	-	600	-
006	-	-	16,368,000	-
007	-	-	79,000	-
008	-	-	49,500	-
009	-	-	-	-
010	-	-	-	1,000,000,000
	13,913,542	-	18,600,400	1,000,000,000
Sub-Head Total	13,913,542	-	357,343,640	1,000,000,000

Trinidad and Tobago
Head 09 - CAPITAL REVENUE

Sub-Head / Receiver / Item / Sub-Item		2012 Actual	2013 Estimates	2013 Revised Estimates	2014 Estimates
11	Transfers From Student Revolving Loan Fund	\$	\$	\$	\$
FN1	COMPTROLLER OF ACCOUNTS MINISTRY OF FINANCE AND THE ECONOMY				
001	Transfers from Student Revolving Loan Fund	-	-	-	-
	Sub-Head Total	-	-	-	-
12	Transfers from Funds				
FN1	COMPTROLLER OF ACCOUNTS MINISTRY OF FINANCE AND THE ECONOMY				
001	Transfer of Balance from the Road Improvement Fund	-	-	-	-
FN5	PERMANENT SECRETARY MINISTRY OF FINANCE AND THE ECONOMY (INVESTMENT DIVISION)				
001	Transfer of the Balance from Footwear Fund	-	-	906,700	-
002	Transfer of the Balance from Hotel Industry Fund	-	-	53,700	-
		-	-	960,400	-
	Sub-Head Total	-	-	960,400	-

Trinidad and Tobago

Head 10 - BORROWING

Sub-Head / Receiver / Item / Sub-Item		2012 Actual	2013 Estimates	2013 Revised Estimates	2014 Estimates
		\$	\$	\$	\$
FN1	COMPTROLLER OF ACCOUNTS MINISTRY OF FINANCE AND THE ECONOMY				
01	Domestic	2,880,946,638	3,000,000,000	3,000,000,000	5,700,000,000
02	Foreign	1,765,601,908	3,462,950,000	3,374,765,468	3,454,372,000
Total		4,646,548,546	6,462,950,000	6,374,765,468	9,154,372,000

Estimates 2014	9,154,372,000
Revised Estimates 2013	6,374,765,468
Increase	<u>2,779,606,532</u>

ESTIMATES OF REVENUE

TOBAGO

2014

ALSO INCLUDED IN MAIN REVENUE ESTIMATES

ESTIMATES, TOBAGO, FOR 2014

Abstract of Estimated Revenue for the year ending 30th September 2014, Revised Estimates of Revenue, 2013 and Actual Revenue, 2012

Head	2012 Actual	2013 Estimates	2013 Revised Estimates	2014 Estimates
	\$	\$	\$	\$
TAX REVENUE				
01. TAXES ON INCOME AND PROFITS	102,988,462	90,150,000	101,900,000	102,600,000
02. TAXES ON PROPERTY	375,635	500,000	215,000	219,300
03. TAXES ON GOODS AND SERVICES	53,039,626	57,187,240	64,985,960	65,263,650
04. TAXES ON INTERNATIONAL TRADE	2,303,571	2,535,500	2,720,000	2,720,500
05. OTHER TAXES	2,525,645	7,000,000	2,500,000	7,000,000
TOTAL TAX REVENUE	161,232,939	157,372,740	172,320,960	177,803,450
NON-TAX REVENUE				
06. PROPERTY INCOME	331,580	315,000	179,400	273,700
07. OTHER NON-TAX REVENUE	5,779,357	6,068,030	6,053,465	6,246,740
TOTAL NON-TAX REVENUE	6,110,937	6,383,030	6,232,865	6,520,440
GRAND TOTAL	167,343,876	163,755,770	178,553,825	184,323,890

Head 01 - TAXES ON INCOME AND PROFITS

Sub-Head / Receiver / Item / Sub-Item		2012 Actual	2013 Estimates	2013 Revised Estimates	2014 Estimates
		\$	\$	\$	\$
FN2	CHAIRMAN BOARD OF INLAND REVENUE MINISTRY OF FINANCE AND THE ECONOMY				
02	Other Companies (Ch. 75:02)	8,836,939	9,000,000	8,500,000	9,000,000
03	Individuals (Ch. 75:01)	82,570,764	70,000,000	82,000,000	82,000,000
04	Withholding Tax (Ch. 75:01)	264,596	350,000	200,000	300,000
07	Business Levy (Ch. 75:02)	2,228,780	2,800,000	2,200,000	2,300,000
09	Health Surcharge (Ch. 75:05)	9,087,383	8,000,000	9,000,000	9,000,000
Total		102,988,462	90,150,000	101,900,000	102,600,000

Estimates 2014	102,600,000
Revised Estimates 2013	101,900,000
Increase	<u>700,000</u>

Head 02 - TAXES ON PROPERTY

Sub-Head / Receiver / Item / Sub-Item		2012 Actual	2013 Estimates	2013 Revised Estimates	2014 Estimates
01	Lands and Buildings Taxes (Ch. 76:04)	\$ 375,635	\$ 500,000	\$ 215,000	\$ 219,300
03	Property Tax	-	-	-	-
04	Industrial Land Tax	-	-	-	-
Total		375,635	500,000	215,000	219,300

Estimates 2014	219,300
Revised Estimates 2013	215,000
Increase	<u>4,300</u>

Sub-Head / Receiver / Item / Sub-Item		2012 Actual	2013 Estimates	2013 Revised Estimates	2014 Estimates
01	Lands and Buildings Taxes (Ch. 76:04)	\$	\$	\$	\$
R08	REVENUE OFFICER IV TOBAGO				
001	Lands and Buildings Taxes (Ch. 76:04)	375,635	500,000	215,000	219,300
Sub-Head Total		375,635	500,000	215,000	219,300
03	Property Tax				
FN2	CHAIRMAN BOARD OF INLAND REVENUE MINISTRY OF FINANCE AND THE ECONOMY				
001	Property Tax (Act No. 18 of 2009)	-	-	-	-
Sub-Head Total		-	-	-	-

Head 02 - TAXES ON PROPERTY

Sub-Head / Receiver / Item / Sub-Item		2012 Actual	2013 Estimates	2013 Revised Estimates	2014 Estimates
04	Industrial Land Tax	\$	\$	\$	\$
FN2	CHAIRMAN BOARD OF INLAND REVENUE MINISTRY OF FINANCE AND THE ECONOMY				
001	Industrial Land Tax	-	-	-	-
	Sub-Head Total	-	-	-	-

Head 03 - TAXES ON GOODS AND SERVICES

Sub-Head / Receiver / Item / Sub-Item		2012 Actual	2013 Estimates	2013 Revised Estimates	2014 Estimates
04	Liquor & Miscellaneous Business Licences & Fees	\$ 945,747	\$ 931,740	\$ 980,940	\$ 964,750
05	Motor Vehicles Taxes and Duties (Chap. 48:50)	7,096,637	6,435,400	6,496,310	6,780,900
06	Other	8,359,021	9,815,100	11,504,610	11,513,000
07	Value Added Tax (Ch. 75:06 - Act No. 37 of 1989)	36,637,473	40,000,000	46,000,000	46,000,000
08	Alcohol and Tobacco Taxes (Ch. 77:01)	748	5,000	4,100	5,000
Total		53,039,626	57,187,240	64,985,960	65,263,650

Estimates 2014	...	65,263,650
Revised Estimates 2013	...	64,985,960
Increase	...	277,690

Sub-Head / Receiver / Item / Sub-Item		2012 Actual	2013 Estimates	2013 Revised Estimates	2014 Estimates
04	Liquor & Miscellaneous Business Licences & Fees	\$	\$	\$	\$
FN3	COMPTROLLER OF CUSTOMS AND EXCISE MINISTRY OF FINANCE AND THE ECONOMY				
003	Spirit Retailers, Towns (Ch. 84:10)	-	5,000	13,500	13,500
004	Spirit Retailers, Elsewhere (Ch. 84:10)	155,475	155,000	150,000	155,000
007	Spirit Grocers, Elsewhere (Ch. 84:10)	200,700	190,000	209,000	200,000
008	Spirit Dealers (Ch. 84:10)	-	5,400	-	5,400
009	Special Hotel up to 15 bedrooms (Ch. 84:10)	24,750	22,500	13,500	22,500
010	Special Hotel, 16-49 bedrooms (Ch. 84:10)	66,375	60,000	55,000	60,000
011	Special Hotel, 50-150 bedrooms (Ch. 84:10)	32,625	30,000	40,500	40,500
012	Special Hotel, more than 150 bedrooms (Ch. 84:10)	9,000	3,000	9,000	9,000
013	Hotel Spirit, up to 15 bedrooms (Ch. 84:10)	5,625	3,000	4,500	4,500
014	Hotel Spirit, 16-49 bedrooms (Ch. 84:10)	2,250	2,500	2,250	2,250
015	Hotel Spirit, 50 - 150 bedrooms (Ch. 84:10)	2,250	4,500	9,000	9,000
019	Restaurant, Elsewhere (Ch. 84:10)	9,563	15,000	6,750	6,750
022	Special Restaurant, Elsewhere (Ch. 84:10)	352,687	351,000	390,000	355,000
025	Night Bar, Elsewhere (Ch. 84:10)	4,500	4,500	4,500	4,500
028	Wine Retailers, Elsewhere (Ch. 84:10)	2,364	4,000	2,750	2,750
029	Wine Merchants (Ch. 84:10)	1,350	1,000	1,350	1,350
Liquor & Miscellaneous Business Licences & Fees Carried Forward		869,514	856,400	911,600	892,000

Head 03 - TAXES ON GOODS AND SERVICES

Sub-Head / Receiver / Item / Sub-Item		2012 Actual	2013 Estimates	2013 Revised Estimates	2014 Estimates
04	Liquor & Miscellaneous Business Licences & Fees - Brought Forward	\$ 869,514	\$ 856,400	\$ 911,600	\$ 892,000
038	Clubs (Chap. 21: 01)	21,000	25,000	22,500	22,500
MJ1	CHIEF MAGISTRATE MAGISTRACY - JUDICIARY	890,514	881,400	934,100	914,500
001	Occasional (Chap. 84:10)	55,060	50,000	46,600	50,000
002	Transfer Fees (Chap. 84:10)	173	340	240	250
		55,233	50,340	46,840	50,250
	Sub-Head Total	945,747	931,740	980,940	964,750
05	Motor Vehicles Taxes and Duties (Chap. 48:50)				
FN2	CHAIRMAN BOARD OF INLAND REVENUE MINISTRY OF FINANCE AND THE ECONOMY				
001	Motor Vehicles Taxes (Ch. 48:50)	129,252	20,000	162,000	162,000
003	Tax on Transfer of Used Motor Vehicles (Ch. 48:50)	1,506,450	820,000	1,500,000	1,500,000
		1,635,702	840,000	1,662,000	1,662,000
FN3	COMPTROLLER OF CUSTOMS AND EXCISE MINISTRY OF FINANCE AND THE ECONOMY				
001	Motor Vehicles Taxes (Ch. 48:50)	-	-	91,650	92,000
TP2	TRANSPORT COMMISSIONER MINISTRY OF TRANSPORT				
002	3-year Driving Permits (Ch. 48:50)	2,081,620	4,000	7,500	7,500
003	1-year Driving Permits (Ch. 48:50)	8,120	2,000	2,500	2,500
004	Provisional Driving Permits (Ch. 48:50)	68,600	60,000	70,000	70,000
005	Conductors Permits	-	-	-	-
006	Duplicate Permits (Ch. 48:50)	46,060	60,000	47,000	47,000
007	Taxi Drivers' Licences (Ch. 48:50)	2,240	1,200	2,800	2,500
008	Examination of Drivers (Ch. 48:50)	419,650	350,000	437,000	437,000
009	Road Permits (Ch. 48:50)	17,370	19,000	16,700	19,000
010	Inspection Fees (Ch. 48:50)	858,933	1,000,000	450,000	450,000
011	Driving Certificates (Ch. 48:50)	41,720	40,000	40,000	40,000
	Motor Vehicles Taxes and Duties (Chap. 48:50) Carried Forward	5,180,015	2,376,200	2,827,150	2,829,500

Head 03 - TAXES ON GOODS AND SERVICES

Sub-Head / Receiver / Item / Sub-Item	2012 Actual	2013 Estimates	2013 Revised Estimates	2014 Estimates
05 Motor Vehicles Taxes and Duties (Chap. 48:50) - Brought Forward	\$ 5,180,015	\$ 2,376,200	\$ 2,827,150	\$ 2,829,500
012 Dealers' Licences (Ch. 48:50)	-	1,200	30,000	15,000
013 Registration of Motor Vehicles (Ch. 48:50)	60,952	33,000	74,000	74,000
014 Certified Extracts of Register (Ch. 48:50)	297,400	400,000	206,000	300,000
015 Changes of Ownership (Ch. 48:50)	11,070	12,000	11,700	12,000
016 Amendments to Register (Ch. 48:50)	98,070	130,000	49,500	50,000
018 Examination Study Guides (Ch. 48:50)	26,520	28,000	27,000	28,000
019 Refund of Travelling Expenses	4,600	8,000	3,000	5,000
020 Miscellaneous	-	-	-	-
022 Licence Endorsements (Ch. 48:50)	12,390	12,000	11,000	12,000
023 Processing of H-Vehicles Applications (Ch. 48:50)	5,880	6,000	6,600	6,000
025 Renewal of Taxi Driver Licence/Badge (Ch. 48:50)	12,680	15,000	16,700	15,000
026 Application for Maxi-Taxi Licence (Ch. 48:53)	1,600	2,000	400	1,600
031 5 Year Driving Permits (Ch. 48:50)	1,375,500	3,400,000	3,200,000	3,400,000
032 4 Year Driving Permits (Ch. 48:50)	2,240	8,000	10,000	10,000
033 2 Year Driving Permits (Ch. 48:50)	2,040	1,000	5,300	5,500
034 Subsequent Duplicate of a licence or permit (Ch. 48:50)	5,100	1,000	1,000	1,000
035 Duplicate licence\badge for taxi drivers (Ch. 48:50)	280	1,000	4,800	1,000
036 Subsequent duplicate licence\badge for taxi drivers (Ch. 48:50)	300	1,000	160	300
037 10 Year Driving Permit (Chap 48:50)	-	-	12,000	15,000
	5,460,935	5,595,400	4,742,660	5,026,900
Sub-Head Total	7,096,637	6,435,400	6,496,310	6,780,900
06 Other				
AT4 CHIEF STATE SOLICITOR MINISTRY OF THE ATTORNEY GENERAL				
001 Commissioners of Affidavits (Chap 6:52)	100	200	200	200
EN1 PERMANENT SECRETARY MINISTRY OF ENERGY AND ENERGY AFFAIRS				
001 Marketing Licences (Retail at Petrol Stations, etc) (Chap. 62:01)	5,000	10,000	13,000	10,000
003 Pipe Lines Licences (Ch. 62:01)	-	-	-	-
Other Carried Forward	5,100	10,200	13,200	10,200

Head 03 - TAXES ON GOODS AND SERVICES

Sub-Head / Receiver / Item / Sub-Item		2012 Actual	2013 Estimates	2013 Revised Estimates	2014 Estimates
06	Other	\$	\$	\$	\$
	- Brought Forward	5,100	10,200	13,200	10,200
006	Marketing Licences for Petroleum By-products (Chapter 62:01)	2,000	-	400	400
		7,000	10,000	13,400	10,400
EV1	PERMANENT SECRETARY MINISTRY OF THE ENVIRONMENT AND WATER RESOURCES				
001	Sawmills (Chap 66:02)	-	-	-	-
002	Wild Animals and Birds (Chap. 67:01)	2,520	6,000	9,500	9,500
		2,520	6,000	9,500	9,500
FN2	CHAIRMAN BOARD OF INLAND REVENUE MINISTRY OF FINANCE AND THE ECONOMY				
004	Tax Clearance Certificates (Ch. 75:01 and Ch. 75:06)	29,400	30,000	27,000	30,000
005	Moneylenders (Chap. 84:04)	1,500	2,000	1,000	1,000
006	Pawnbrokers (Chap. 84:05)	-	-	2,500	-
015	Hotel Room Tax (Chap. 77:01)	7,352,694	7,500,000	9,200,000	9,200,000
019	Transaction Tax on Financial Services (Chap. 77:01)	167,360	185,000	180,000	185,000
021	Club Gaming Tax (Chap. 21:01)	720,512	2,000,000	2,000,000	2,000,000
		8,271,466	9,717,000	11,410,500	11,416,000
FN3	COMPTROLLER OF CUSTOMS AND EXCISE MINISTRY OF FINANCE AND THE ECONOMY				
003	Dealers Licences- Wireless Telegraphy (Chap. 26:27)	-	-	-	-
HE1	PERMANENT SECRETARY MINISTRY OF HEALTH				
003	Application for Registration of a Pesticide (Ch. 30:03)	400	-	-	-
005	Application for Licensing of Premises for Pesticides (Ch. 30:03)	2,150	1,200	1,200	1,200
006	Application for Shopkeeper licence to sell drugs (Chap 29:52)	600	700	300	300
		3,150	1,900	1,500	1,500
MJ1	CHIEF MAGISTRATE MAGISTRACY - JUDICIARY				
002	Cinema - (Chap. 20:10)	-	-	-	-
	Other				
	Carried Forward	8,284,236	9,735,100	11,435,100	11,437,600

Head 03 - TAXES ON GOODS AND SERVICES

Sub-Head / Receiver / Item / Sub-Item		2012 Actual	2013 Estimates	2013 Revised Estimates	2014 Estimates
06	Other	\$	\$	\$	\$
	- Brought Forward	8,284,236	9,735,100	11,435,100	11,437,600
003	Explosives (Chap 16:02)	1,500	1,500	2,750	1,500
004	Sale of Old Metal and Marine Stores (Chap. 84:07)	1,600	3,000	1,000	1,500
005	Hucksters and Pedlars (Chap. 84:09)	420	500	500	500
006	Precious Metals and Stones (Chap. 84:06)	2,600	4,000	2,600	2,600
007	Produce - Sale of (Chap. 63:52)	-	-	-	-
008	Theatres and Dance Halls (Chap. 21:03)	925	2,000	600	1,000
009	Tourist Guides (Chap. 11:02)	640	1,000	460	600
		7,685	12,000	7,910	7,700
NS2	CHIEF IMMIGRATION OFFICER MINISTRY OF NATIONAL SECURITY				
001	Departure Tax - Ports other than Airports (Ch. 77:01)	10,250	8,000	5,500	8,000
NS3	COMMISSIONER OF POLICE TRINIDAD AND TOBAGO POLICE SERVICE				
001	Firearms and Ammunition (Chap.16:01)	44,150	50,000	45,000	45,000
PU1	PERMANENT SECRETARY MINISTRY OF PUBLIC UTILITIES				
007	Housing Electricians (Chap 54:71)	4,700	3,000	8,000	8,000
SJ1	REGISTRAR SUPREME COURT - JUDICIARY				
001	Bailiffs - (Ch. 4:61 - Act No. 58 of 2000)	-	-	-	-
TP3	DIRECTOR MARITIME SERVICES MINISTRY OF TRANSPORT				
001	Certificates of Competence (Ch. 50:08) (Ch. 50:10)	-	-	-	-
003	Motor Launches (Ch. 50:08)	7,800	6,500	3,000	6,500
005	Registration of Ships (Ch. 50:10)	-	-	-	-
008	Boatmasters and Boat Engineers Licences (Ch. 50:10)	200	500	100	200
		8,000	7,000	3,100	6,700
	Sub-Head Total	8,359,021	9,815,100	11,504,610	11,513,000

Head 03 - TAXES ON GOODS AND SERVICES

Sub-Head / Receiver / Item / Sub-Item		2012 Actual	2013 Estimates	2013 Revised Estimates	2014 Estimates
07	<u>Value Added Tax (Ch. 75:06 - Act No. 37 of 1989)</u>	\$	\$	\$	\$
FN2	CHAIRMAN BOARD OF INLAND REVENUE MINISTRY OF FINANCE AND THE ECONOMY				
001	Value Added Tax (Ch. 75:06) Act No. 37 of 1989	36,637,473	40,000,000	46,000,000	46,000,000
	Sub-Head Total	36,637,473	40,000,000	46,000,000	46,000,000
08	<u>Alcohol and Tobacco Taxes (Ch. 77:01)</u>				
FN3	COMPTROLLER OF CUSTOMS AND EXCISE MINISTRY OF FINANCE AND THE ECONOMY				
001	Alcohol and Other Beverages Tax (Chap 77:01)	176	-	-	-
002	Tobacco Tax (Ch. 77:01)	572	5,000	4,100	5,000
	Sub-Head Total	748	5,000	4,100	5,000

Head 04 - TAXES ON INTERNATIONAL TRADE

Sub-Head / Receiver / Item / Sub-Item		2012 Actual	2013 Estimates	2013 Revised Estimates	2014 Estimates
01	Import Duties	\$ 2,303,571	\$ 2,535,500	\$ 2,720,000	\$ 2,720,500
02	Other	-	-	-	-
Total		2,303,571	2,535,500	2,720,000	2,720,500

Estimates 2014	2,720,500
Revised Estimates 2013	2,720,000
Increase	500

Sub-Head / Receiver / Item / Sub-Item		2012 Actual	2013 Estimates	2013 Revised Estimates	2014 Estimates
01	Import Duties	\$	\$	\$	\$
FN3	COMPTROLLER OF CUSTOMS AND EXCISE MINISTRY OF FINANCE AND THE ECONOMY				
001	Import Duties (Chap. 78:01)	2,271,494	2,500,000	2,700,000	2,700,000
002	Stamp Duty on Bills of Entry	-	-	-	-
004	Special Tax -Household Effects (Ch. 77:01)	32,077	35,000	20,000	20,000
005	Import Surcharge (Ch. 77:01)	-	500	-	500
Sub-Head Total		2,303,571	2,535,500	2,720,000	2,720,500

Head 05 - OTHER TAXES

Sub-Head / Receiver / Item / Sub-Item		2012 Actual	2013 Estimates	2013 Revised Estimates	2014 Estimates
		\$	\$	\$	\$
FN2	CHAIRMAN BOARD OF INLAND REVENUE MINISTRY OF FINANCE AND THE ECONOMY				
01	Stamp Duties (Chap. 76:01)	2,525,645	7,000,000	2,500,000	7,000,000
Total		2,525,645	7,000,000	2,500,000	7,000,000

Estimates 2014	7,000,000
Revised Estimates 2013	2,500,000
Increase	<u>4,500,000</u>

Head 06 - PROPERTY INCOME

Sub-Head / Receiver / Item / Sub-Item		2012 Actual	2013 Estimates	2013 Revised Estimates	2014 Estimates
01	Rental Income	\$ 307,523	\$ 290,000	\$ 157,400	\$ 248,700
02	Interest Income	24,057	25,000	22,000	25,000
Total		331,580	315,000	179,400	273,700

Estimates 2014	273,700
Revised Estimates 2013	179,400
Increase	<u>94,300</u>

Sub-Head / Receiver / Item / Sub-Item		2012 Actual	2013 Estimates	2013 Revised Estimates	2014 Estimates
01	Rental Income	\$	\$	\$	\$
HS1	PERMANENT SECRETARY MINISTRY OF HOUSING, LAND AND MARINE AFFAIRS				
001	Lease Payments / Rents of Government Buildings	106,515	110,000	43,000	100,000
HS2	COMMISSIONER OF STATE LANDS MINISTRY OF HOUSING, LAND AND MARINE AFFAIRS				
001	Ground Rents (excluding Quarries, Sand and Gravel Pits (Chapter 57:01))	1,266	3,500	1,400	3,000
002	Wayleave for oil pipes along roads	-	-	-	-
005	Rents of Housing Lots - Trinidad & Tobago Housing Development Corporation (formerly N. H. A.)	6,725	16,500	8,000	8,000
		7,991	20,000	9,400	11,000
SP1	PERMANENT SECRETARY MINISTRY OF SPORT				
012	Proceeds from Dwight Yorke Stadium -Bacolet	193,017	150,000	105,000	127,500
TP3	DIRECTOR MARITIME SERVICES MINISTRY OF TRANSPORT				
001	Rental of Vessels - Maritime Services	-	10,000	-	10,200
Sub-Head Total		307,523	290,000	157,400	248,700

Head 06 - PROPERTY INCOME

Sub-Head / Receiver / Item / Sub-Item		2012 Actual	2013 Estimates	2013 Revised Estimates	2014 Estimates
02	Interest Income	\$	\$	\$	\$
FNI	COMPTROLLER OF ACCOUNTS MINISTRY OF FINANCE AND THE ECONOMY				
003 17	Interest on Loans and Advances Interest on Loans to Public Servants	24.057	25.000	22.000	25.000
	Sub-Head Total	24.057	25.000	22.000	25.000

Head 07 - OTHER NON-TAX REVENUE

Sub-Head / Receiver / Item / Sub-Item		2012 Actual	2013 Estimates	2013 Revised Estimates	2014 Estimates
01	Administrative Fees and Charges	\$ 3,430,253	\$ 3,482,200	\$ 3,475,325	\$ 3,550,250
02	Fines and Forfeitures	2,248,904	2,470,000	2,475,500	2,580,000
03	Pension Contribution	22,626	23,000	23,000	23,000
04	Non-Industrial Sales	10,900	36,200	31,030	35,860
06	Other (Miscellaneous)	66,674	56,630	48,610	57,630
Total		5,779,357	6,068,030	6,053,465	6,246,740

Estimates 2014	...	6,246,740
Revised Estimates 2013	...	6,053,465
Increase	...	193,275

Sub-Head / Receiver / Item / Sub-Item		2012 Actual	2013 Estimates	2013 Revised Estimates	2014 Estimates
01	Administrative Fees and Charges	\$	\$	\$	\$
EB1	CHIEF ELECTION OFFICER ELECTIONS AND BOUNDARIES COMMISSION				
001	Fees for the replacement of Identification Cards (Chap 2:01)	17,030	17,000	18,200	18,000
ED1	PERMANENT SECRETARY MINISTRY OF EDUCATION				
004	External Examination - Local Fees for Candidates	1,715	3,000	4,800	4,500
012	Registration of Teachers	475	1,000	800	1,000
013	Examination Fees not Elsewhere Classified	3,068	-	4,750	3,500
014	Sale of Dictionary of Occupational Titles	-	-	-	-
015	Fees - Certified Examinations Statements and Transcripts	3,950	4,200	3,000	4,000
016	Textbook Rental Programme - Fees	-	-	-	-
		9,208	8,200	13,350	13,000
FN2	CHAIRMAN BOARD OF INLAND REVENUE MINISTRY OF FINANCE AND THE ECONOMY				
002	Warden's Search Fees	3,720	4,000	3,250	4,000
Administrative Fees and Charges Carried Forward		29,958	29,200	34,800	35,000

Head 07 - OTHER NON-TAX REVENUE

Sub-Head / Receiver / Item / Sub-Item		2012 Actual	2013 Estimates	2013 Revised Estimates	2014 Estimates
01	Administrative Fees and Charges - Brought Forward	\$ 29,958	\$ 29,200	\$ 34,800	\$ 35,000
FN3	COMPTROLLER OF CUSTOMS AND EXCISE MINISTRY OF FINANCE AND THE ECONOMY				
001	Comptroller of Customs and Excise (Ch. 78:01)	24,698	30,000	23,000	25,000
002	Processing of Bills of Sight (Ch. 78:01)	200	3,000	350	3,000
003	Container Processing Fees (Ch. 78:01)	20,025	25,000	25,000	25,000
004	Customs Declaration Transaction User Fee(Ch.78:01)	8,480	8,000	8,000	8,000
		53,403	66,000	56,350	61,000
FP1	PERMANENT SECRETARY MINISTRY OF FOOD PRODUCTION				
002	Veterinary Officers' Fees (Ch. 67:04)	-	100	-	100
005	Import Permits (Ch. 67:02)	-	-	-	-
		-	100	-	100
HE1	PERMANENT SECRETARY MINISTRY OF HEALTH				
002	Hospital - Miscellaneous	-	200	-	200
003	Chemist (Chap. 30:01)(Chap. 30:03)	430	500	975	500
004	Pathology	-	-	-	-
005	Hospital - X-ray Electrical Treatment and Physiotherapy	-	-	-	-
006	Hospital - Maintenance of Patients and Operation Fees	-	-	-	-
		430	700	975	700
LA1	REGISTRAR GENERAL MINISTRY OF LEGAL AFFAIRS				
001	Registrar General (Chap 19:03)	810,045	1,000,000	835,000	850,000
002	Application for Marriage Officers' Licence (Chap 45:01)	-	200	300	300
003	Marriage Officers' Licence Fee (Chap 45:01)	50	200	200	200
004	Renewal of Marriage Officers' Licence (Chap 45:01)	800	300	1,200	1,000
		810,895	1,000,700	836,700	851,500
LG1	PERMANENT SECRETARY MINISTRY OF LOCAL GOVERNMENT				
001	Miscellaneous	-	-	-	-
	Administrative Fees and Charges Carried Forward	894,686	1,096,700	928,825	948,300

Head 07 - OTHER NON-TAX REVENUE

Sub-Head / Receiver / Item / Sub-Item		2012 Actual	2013 Estimates	2013 Revised Estimates	2014 Estimates
01	Administrative Fees and Charges - Brought forward	\$ 894,686	\$ 1,096,700	\$ 928,825	\$ 948,300
MJ1	CHIEF MAGISTRATE MAGISTRACY - JUDICIARY				
001	District and Petty Civil Courts (Chap 4:21)	344	400	1,100	1,100
002	Magistrates' Courts (Chap 4:20)	5,970	6,300	6,500	6,500
003	Liquor Licences - Application Fees (Chap 84:10)	1,590	1,800	1,100	1,800
004	Magistrates' Notes of Evidence (Chap 4:20)	7,337	7,500	8,000	8,000
		15,241	16,000	16,700	17,400
NS1	PERMANENT SECRETARY MINISTRY OF NATIONAL SECURITY				
004	Work Permits Duration Fees (Chap 18:01)	-	-	-	-
NS2	CHIEF IMMIGRATION OFFICER MINISTRY OF NATIONAL SECURITY				
001	Passport and Permit Fees (Chap 18:01)	1,675,152	1,500,000	1,750,000	1,750,000
002	Immigration - Boarding and Clearing Fees (Chap 18:01)	20,016	25,000	31,300	30,000
005	Restoration of Citizenship - Application Fees (Chap 1:50)	150	300	850	850
006	Restoration of Citizenship - Certificate Fees (Chap 1:50)	500	1,000	500	1,000
007	Issue of Letters confirming Citizenship or Residence (Chap 18:01)	2,300	3,000	2,200	2,500
		1,698,118	1,529,300	1,784,850	1,784,350
NS3	COMMISSIONER OF POLICE TRINIDAD AND TOBAGO POLICE SERVICE				
001	Clothing and Powder Cart	-	-	-	-
003	Miscellaneous	252,519	250,000	250,000	250,000
004	Fees for lodgement of firearms (Ch. 16:01)	600	1,000	-	1,000
		253,119	251,000	250,000	251,000
NS4	CHIEF FIRE OFFICER MINISTRY OF NATIONAL SECURITY				
001	Special Services (Ch. 35:50)	34,895	28,000	30,000	30,000
PU1	PERMANENT SECRETARY MINISTRY OF PUBLIC UTILITIES				
004	Government Electrical Inspectors' Fees (Ch. 54:72)	438,824	450,000	400,000	440,000
	Administrative Fees and Charges Carried Forward	3,334,883	3,371,000	3,410,375	3,471,050

Head 07 - OTHER NON-TAX REVENUE

Sub-Head / Receiver / Item / Sub-Item		2012 Actual	2013 Estimates	2013 Revised Estimates	2014 Estimates
		\$	\$	\$	\$
01	Administrative Fees and Charges - Brought Forward	3,334,883	3,371,000	3,410,375	3,471,050
SC1	DIRECTOR OF PERSONNEL ADMINISTRATION SERVICE COMMISSIONS DEPARTMENT				
001	Civil Service Entrance Examination Fees (Ch. 23:01)	38,950	40,000	4,500	10,000
SJ1	REGISTRAR SUPREME COURT - JUDICIARY				
001	Registrar, Supreme Court (Chap 4:01)	47,243	54,000	47,000	50,580
004	Marshal (Chap 4:01)	1,157	1,600	1,450	1,020
		48,400	55,600	48,450	51,600
TE1	PERMANENT SECRETARY MINISTRY OF TERTIARY EDUCATION AND SKILLS TRAINING				
001	Examination Fees	-	2,500	-	2,500
TP2	TRANSPORT COMMISSIONER MINISTRY OF TRANSPORT				
001	Weighbridge Fees (Ch. 48:50)	8,020	10,000	12,000	12,000
002	Miscellaneous	-	-	-	-
003	Registration Fee for Testing Station (Ch. 48:50)	-	-	-	-
004	Renewal Fee for Testing Station (Ch. 48:50)	-	3,000	-	3,000
005	Examiner Certificate Fee (Ch. 48:50)	-	-	-	-
006	Renewal of Examiner Certificate Fee (Ch. 48:50)	-	-	-	-
		8,020	13,000	12,000	15,000
TR1	PERMANENT SECRETARY MINISTRY OF TRADE, INDUSTRY AND INVESTMENT				
001	Inspectors of Weights and Measures	-	100	-	100
W11	PERMANENT SECRETARY MINISTRY OF WORKS AND INFRASTRUCTURE				
002	Advertising Fees - Highways Beautification Unit	-	-	-	-
	Sub-Head Total	3,430,253	3,482,200	3,475,325	3,550,250

Head 07 - OTHER NON-TAX REVENUE

Sub-Head / Receiver / Item / Sub-Item		2012 Actual	2013 Estimates	2013 Revised Estimates	2014 Estimates
02	Fines and Forfeitures	\$	\$	\$	\$
ED1	PERMANENT SECRETARY MINISTRY OF EDUCATION				
001	Penalties and Fines National Library & Informatio Services (NALIS) Formerly Central Library	-	-	-	-
FN3	COMPTROLLER OF CUSTOMS AND EXCISE MINISTRY OF FINANCE AND THE ECONOMY				
001	Fines and Seizures (Ch. 78:50)(Ch. 78:01)	-	7,000	7,000	7,000
MJ1	CHIEF MAGISTRATE MAGISTRACY - JUDICIARY				
001	Magistrates' Courts (Chap 4:20)	889,124	1,000,000	1,000,000	1,000,000
002	Petty Civil Courts (Chap 4:21)	-	-	-	-
003	Poundage Fees (Chap 67:03)	855	2,000	2,000	1,740
004	Miscellaneous	-	-	-	-
005	Motor Vehicle and Road Traffic (Fixed Penalty) (Amendment)Regulation,1984(Ticket System) (Chap 48:52)	883,400	1,000,000	1,000,000	1,100,260
		1,773,379	2,002,000	2,002,000	2,102,000
NS2	CHIEF IMMIGRATION OFFICER MINISTRY OF NATIONAL SECURITY				
001	Fines (Chap 18:01)	-	-	-	-
SJ1	REGISTRAR SUPREME COURT - JUDICIARY				
002	Poundage Fees (Chap. 4:01)	300	3,000	500	1,000
TP2	TRANSPORT COMMISSIONER MINISTRY OF TRANSPORT				
001	Fines - Late Registration of Transfer (Used Motor Vehicles) (Ch. 48:50)	24,475	28,000	16,000	20,000
002	Penalty-Late Renewal of Driving Permits (Ch. 48:50)	450,750	430,000	450,000	450,000
		475,225	458,000	466,000	470,000
	Sub-Head Total	2,248,904	2,470,000	2,475,500	2,580,000

Head 07 - OTHER NON-TAX REVENUE

Sub-Head / Receiver / Item / Sub-Item		2012 Actual	2013 Estimates	2013 Revised Estimates	2014 Estimates
03	Pension Contribution	\$	\$	\$	\$
FN1	COMPTROLLER OF ACCOUNTS MINISTRY OF FINANCE AND THE ECONOMY				
006	Members of Parliament	22,626	23,000	23,000	23,000
	Sub-Head Total	22,626	23,000	23,000	23,000
04	Non-Industrial Sales				
EB1	CHIEF ELECTION OFFICER ELECTIONS AND BOUNDARIES COMMISSION				
001	Electoral - Sale of Lists (Chap 2:01)	264	900	6,500	300
002	Electoral - Sale of I. D. Cards and Loss of Original	190	-	-	-
003	Electoral - Sale of Maps (Chap 2:01)	205	400	620	200
004	Electoral - Sale of Reports (Chap 2:01)	201	500	1,050	200
		860	1,800	8,170	700
FN3	COMPTROLLER OF CUSTOMS AND EXCISE MINISTRY OF FINANCE AND THE ECONOMY				
001	Sale of Spirits Stock Books (Chap. 84:10)	640	400	660	660
002	Sale of Certificate Books (Spirit Removal) (Chap. 84:10)	9,400	9,000	9,200	9,500
		10,040	9,400	9,860	10,160
FP1	PERMANENT SECRETARY MINISTRY OF FOOD PRODUCTION				
012	Chaguaramas Agricultural Development Project	-	-	-	-
016	Sale of Drugs	-	-	-	-
		-	-	-	-
PUI	PERMANENT SECRETARY MINISTRY OF PUBLIC UTILITIES				
001	Printing and Stationery	-	13,000	13,000	13,000
TP2	TRANSPORT COMMISSIONER MINISTRY OF TRANSPORT				
002	Sale of Inspection Stickers (Ch. 48:50)	-	12,000	-	12,000
	Sub-Head Total	10,900	36,200	31,030	35,860

Head 07 - OTHER NON-TAX REVENUE

Sub-Head / Receiver / Item / Sub-Item		2012 Actual	2013 Estimates	2013 Revised Estimates	2014 Estimates
06	Other (Miscellaneous)	\$	\$	\$	\$
FN1	COMPTROLLER OF ACCOUNTS MINISTRY OF FINANCE AND THE ECONOMY				
002	Recoveries of Overpayments relating to previous years (Chap 69:01)	35,443	35,000	37,000	37,000
005	Life Insurance Companies Salary Deduction Plan	782	3,500	2,500	2,500
008	Telephone, Telegram and Cablegram Charges	-	30	10	30
010	Sundry	11	100	-	100
025	Recovery of Expenses - Items issued to Public Officers for personal use	7,688	-	-	-
		43,924	38,630	39,510	39,630
MJ1	CHIEF MAGISTRATE MAGISTRACY - JUDICIARY				
001	Costs Recovered	-	-	-	-
TP3	DIRECTOR MARITIME SERVICES MINISTRY OF TRANSPORT				
001	Overtime to Maritime Services Division	500	400	1,000	1,000
002	Navigational Aids Dues (formerly Operation and Maintenance of Navigational Aids) (Chap. 50:10)	19,450	15,000	7,000	15,000
003	Surveys and Examinations (Chap. 50:08)	2,800	2,600	1,100	2,000
		22,750	18,000	9,100	18,000
	Sub-Head Total	66,674	56,630	48,610	57,630

APPENDIX –RECEIVERS OF REVENUE AND CODES

RECEIVERS OF REVENUE AND CODES

		HEAD/SUB HEAD/ITEM
AG1	ASSISTANT AUDITOR GENERAL AUDITOR GENERAL DEPARTMENT	07/06(001-010)
AM1	PERMANENT SECRETARY MINISTRY OF THE ARTS AND MULTICULTURALISM	07/01(001)
AT4	CHIEF STATE SOLICITOR MINISTRY OF THE ATTORNEY GENERAL	03/06(001) 07/01(001-004) 07/06(001)
AT5	PERMANENT SECRETARY MINISTRY OF THE ATTORNEY GENERAL	07/06(001)
AT6	REGISTRAR, TAX APPEAL BOARD MINISTRY OF THE ATTORNEY GENERAL	07/01(001) 07/04(001)
AT7	REGISTRAR, INDUSTRIAL COURT MINISTRY OF THE ATTORNEY GENERAL	07/02(001) 07/04(001)
CD1	PERMANENT SECRETARY MINISTRY OF COMMUNITY DEVELOPMENT	06/01(001-002) 07/01(001) 07/04(001) 07/06(002)
CM1	PERMANENT SECRETARY MINISTRY OF COMMUNICATIONS	07/01(001)
EB1	CHIEF ELECTION OFFICER ELECTIONS AND BOUNDARIES COMMISSION	07/01(001) 07/04(001-004)
ED1	PERMANENT SECRETARY MINISTRY OF EDUCATION	06/01(001) 07/01(003-016) 07/02(001) 07/06(001)

Receivers of Revenue should note that items shown give the range of items under their jurisdiction. Reference should be made to the details under the Heads of Revenue for their specific item/s.

RECEIVERS OF REVENUE AND CODES

		HEAD/SUB HEAD/ITEM
EN1	PERMANENT SECRETARY MINISTRY OF ENERGY AND ENERGY AFFAIRS	03/06(001-017) 06/03(001-003) 06/06(001) 07/01(001-018) 07/04(001) 07/06(001-003)
EV1	PERMANENT SECRETARY MINISTRY OF THE ENVIRONMENT AND WATER RESOURCES	03/06(001-006) 07/01(001-005) 07/04(002-003) 07/06(001-003)
FA1	PERMANENT SECRETARY MINISTRY OF FOREIGN AFFAIRS	07/01(002-004) 07/06(001)
FN1	COMPTROLLER OF ACCOUNTS MINISTRY OF FINANCE AND THE ECONOMY	06/02(001-004) 06/04(001) 06/05(001) 07/01(001) 07/02(001) 07/03(001-009) 07/04(001-002) 07/06(001-025) 08/03(002-027) 08/04(013-015) 08/06(006-015) 08/07(001) 09/02(001) 09/07(001) 09/09(001) 09/10(001-004) 09/11(001) 09/12(001) 10/01-02
FN2	CHAIRMAN BOARD OF INLAND REVENUE MINISTRY OF FINANCE AND THE ECONOMY	01/01-09 02/03(001) 02/04(001) 03/05(001-003) 03/06(001-021) 03/07(001) 05/01 07/01(001-003) 09/10(002)

Receivers of Revenue should note that items shown give the range of items under their jurisdiction. Reference should be made to the details under the Heads of Revenue for their specific item/s.

RECEIVERS OF REVENUE AND CODES

		HEAD/SUB HEAD/ITEM
FN3	COMPTROLLER OF CUSTOMS AND EXCISE MINISTRY OF FINANCE AND THE ECONOMY	03/01(001) 03/02(001-007) 03/04(001-038) 03/05(001) 03/06(003-004) 03/08(001-002) 04/01(001-005) 04/02(001-003) 07/01(001-004) 07/02(001) 07/04(001-004) 07/06(001)
FN5	PERMANENT SECRETARY MINISTRY OF FINANCE AND THE ECONOMY (INVESTMENT DIVISION)	06/04(002-003) 06/05(001) 07/06(002) 09/10(001-010) 09/12(001-002)
FN6	PERMANENT SECRETARY MINISTRY OF FINANCE AND THE ECONOMY	07/02(001)
FP1	PERMANENT SECRETARY MINISTRY OF FOOD PRODUCTION	03/06(001) 07/01(001-008) 07/04(001-022)
GY1	PERMANENT SECRETARY MINISTRY OF GENDER, YOUTH AND CHILD DEVELOPMENT	06/01(001-003) 07/04(001-002)
HE1	PERMANENT SECRETARY MINISTRY OF HEALTH	03/06(002-006) 07/01(002-009) 07/04(003)
HS1	PERMANENT SECRETARY MINISTRY OF HOUSING, LAND AND MARINE AFFAIRS	06/01(001-003) 06/06(003-005) 07/04(001) 08/03(003) 09/02(001-004)

Receivers of Revenue should note that items shown give the range of items under their jurisdiction. Reference should be made to the details under the Heads of Revenue for their specific item/s.

RECEIVERS OF REVENUE AND CODES

		HEAD/SUB HEAD/ITEM
HS2	COMMISSIONER STATE LANDS MINISTRY OF HOUSING, LAND AND MARINE AFFAIRS	06/01(001-006) 06/06(001-004) 07/01(001-007) 09/02(001)
HS3	DIRECTOR OF SURVEYS MINISTRY OF HOUSING, LAND AND MARINE AFFAIRS	07/04(001-004)
JT1	COMMISSIONER OF PRISONS MINISTRY OF JUSTICE	07/02(001) 07/04(001)
LA1	REGISTRAR GENERAL MINISTRY OF LEGAL AFFAIRS	07/01(001-004)
LA2	CONTROLLER, INTELLECTUAL PROPERTY OFFICE MINISTRY OF LEGAL AFFAIRS	07/01(001)
LA3	PERMANENT SECRETARY MINISTRY OF LEGAL AFFAIRS	07/04(001)
LE1	PERMANENT SECRETARY MINISTRY OF LABOUR AND SMALL AND MICRO ENTERPRISE DEVELOPMENT	07/01(001-003)
LG1	PERMANENT SECRETARY MINISTRY OF LOCAL GOVERNMENT	07/01(001)
MJ1	CHIEF MAGISTRATE MAGISTRACY - JUDICIARY	03/04(001-002) 03/06(001-009) 07/01(001-004) 07/02(001-005) 07/06(001)
ND1	PERMANENT SECRETARY MINISTRY OF NATIONAL DIVERSITY AND SOCIAL INTEGRATION	07/04(001)

Receivers of Revenue should note that items shown give the range of items under their jurisdiction. Reference should be made to the details under the Heads of Revenue for their specific item/s.

RECEIVERS OF REVENUE AND CODES

		HEAD/SUB HEAD/ITEM
NS1	PERMANENT SECRETARY MINISTRY OF NATIONAL SECURITY	07/01(001-008)
NS2	CHIEF IMMIGRATION OFFICER MINISTRY OF NATIONAL SECURITY	03/06(001) 07/01(001-007) 07/02(001) 07/06(001)
NS3	COMMISSIONER OF POLICE TRINIDAD AND TOBAGO POLICE SERVICE	03/06(001) 07/01(001-004)
NS4	CHIEF FIRE OFFICER MINISTRY OF NATIONAL SECURITY	07/01(001-002) 07/02(001)
PA1	PERMANENT SECRETARY MINISTRY OF PUBLIC ADMINISTRATION	07/06(001)
PL1	PERMANENT SECRETARY MINISTRY OF PLANNING AND SUSTAINABLE DEVELOPMENT	07/04(002)
PL2	DIRECTOR OF STATISTICS MINISTRY OF PLANNING AND SUSTAINABLE DEVELOPMENT	07/01(001-002)
PM1	PERMANENT SECRETARY OFFICE OF THE PRIME MINISTER	07/06(001)
PU1	PERMANENT SECRETARY MINISTRY OF PUBLIC UTILITIES	03/06(007) 07/01(004) 07/04(001)
RO1	REVENUE OFFICER V ST GEORGE WEST MINISTRY OF FINANCE AND THE ECONOMY	02/01(001)

Receivers of Revenue should note that items shown give the range of items under their jurisdiction. Reference should be made to the details under the Heads of Revenue for their specific item/s.

RECEIVERS OF REVENUE AND CODES

		HEAD/SUB HEAD/ITEM
R02	REVENUE OFFICER IV ST GEORGE EAST MINISTRY OF FINANCE AND THE ECONOMY	02/01(001)
R03	REVENUE OFFICER IV CARONI / CHAGUANAS MINISTRY OF FINANCE AND THE ECONOMY	02/01(001)
R04	REVENUE OFFICER IV ST ANDREW/ ST DAVID MINISTRY OF FINANCE AND THE ECONOMY	02/01(001)
R05	REVENUE OFFICER IV ST PATRICK MINISTRY OF FINANCE AND THE ECONOMY	02/01(001)
R06	REVENUE OFFICER IV NARIVA / MAYARO MINISTRY OF FINANCE AND THE ECONOMY	02/01(001)
R07	REVENUE OFFICER IV VICTORIA MINISTRY OF FINANCE AND THE ECONOMY	02/01(001)
R08	REVENUE OFFICER IV TOBAGO	02/01(001)
SC1	DIRECTOR OF PERSONNEL ADMINISTRATION SERVICE COMMISSIONS DEPARTMENT	07/01(001-003)
SJ1	REGISTRAR SUPREME COURT - JUDICIARY	03/06(001) 07/01(001-004) 07/02(001-002) 07/04(001)
SP1	PERMANENT SECRETARY MINISTRY OF SPORT	06/01(001-012) 07/01(001)
TE1	PERMANENT SECRETARY MINISTRY OF TERTIARY EDUCATION AND SKILLS TRAINING	06/01(001) 07/01(001) 07/04(001)

Receivers of Revenue should note that items shown give the range of items under their jurisdiction. Reference should be made to the details under the Heads of Revenue for their specific item/s.

RECEIVERS OF REVENUE AND CODES

		HEAD/SUB HEAD/ITEM
TP2	TRANSPORT COMMISSIONER MINISTRY OF TRANSPORT	03/05(001-037) 07/01(001-006) 07/02(001-002) 07/04(001-002)
TP3	DIRECTOR MARITIME SERVICES MINISTRY OF TRANSPORT	03/06(001-008) 06/01(001) 07/01(001) 07/02(001) 07/04(001-002) 07/06(001-004)
TR1	PERMANENT SECRETARY MINISTRY OF TRADE, INDUSTRY AND INVESTMENT	03/03(001-003) 03/06(001-002) 06/01(001) 07/01(001-002)
W11	PERMANENT SECRETARY MINISTRY OF WORKS AND INFRASTRUCTURE	07/01(002) 07/06(001)

Receivers of Revenue should note that items shown give the range of items under their jurisdiction. Reference should be made to the details under the Heads of Revenue for their specific item/s.