



**REPUBLIC OF
TRINIDAD AND TOBAGO**

DRAFT ESTIMATES

OF REVENUE FOR THE

FINANCIAL YEAR

2020

CONTENTS

ESTIMATES OF REVENUE FOR THE FINANCIAL YEAR, 2020

ABSTRACTS	PAGE
Financial Statement 2020 and Comparative Statements 2019 (Original and Revised Estimates) and 2018 Actual	
Abstract of the Estimated Revenue for the Financial year ending 30th September, 2020 Revised Estimates of Revenue for 2019 and Actual Revenue 2018	
Revenue 2020 by classification	
Abstract of the Estimated Tax Revenue for the Financial year ending 30th September, 2020 Revised Estimates of Revenue for 2019 and Actual Revenue 2018	
Abstract of the Estimated Non-Tax Revenue for the Financial year ending 30th September, 2020 Revised Estimates of Revenue for 2019 and Actual Revenue 2018	
Abstract of the Estimated Capital Receipts for the Financial year ending 30th September, 2020 Revised Estimates of Revenue for 2019 and Actual Revenue 2018	
Abstract of the Estimated Financing for the Financial year ending 30th September, 2020 Revised Estimates of Revenue for 2019 and Actual Revenue 2018	

HEADS OF REVENUE

01. Taxes on Income and Profits
02. Taxes on Property
03. Taxes on Goods and Services
04. Taxes on International Trade
05. Other Taxes
06. Property Income
07. Other Non-Tax Revenue
08. Repayment of Past Lending
09. Capital Revenue
10. Borrowing
11. Extraordinary Receipts

Abstract of the Estimated Revenue for Tobago for the Financial year ending 30th September, 2020
Revised Estimates of Revenue for 2019 and Actual Revenue 2018

TOBAGO HEADS OF REVENUE (Included in main Revenue Estimates)

01. Taxes on Income and Profits
02. Taxes on Property
03. Taxes on Goods and Services
04. Taxes on International Trade
05. Other Taxes
06. Property Income
07. Other Non-Tax Revenue

APPENDIX

Receivers of Revenue and Codes

ESTIMATES OF REVENUE 2020

TRINIDAD AND TOBAGO FINANCIAL STATEMENT 2020 AND COMPARATIVE STATEMENTS 2019 (ORIGINAL AND REVISED ESTIMATES) AND 2018 ACTUAL

CURRENT ACCOUNT									
REVENUE					EXPENDITURE				
	2018	2019	2019	2020		2018	2019	2019	2020
	Actual	Estimates	Revised	Estimates		Actual	Estimates	Revised	Estimates
	\$Mn	\$Mn	\$Mn	\$Mn		\$Mn	\$Mn	\$Mn	\$Mn
Tax Revenue	31,177.1	33,416.6	33,243.1	32,490.5	Personnel Expenditure	8,822.2	9,078.3	8,856.0	9,236.9
Income and Profits	19,257.6	21,164.5	22,207.1	20,790.5	Salaries	6,219.5	6,418.8	6,286.6	6,530.3
Goods and Services	8,824.5	9,109.8	8,017.5	8,604.7	Wages	522.1	569.0	504.1	554.3
International Trade	2,732.5	2,574.8	2,623.1	2,723.3	Other	2,080.6	2,090.5	2,065.3	2,152.3
Other	362.5	567.5	395.4	372.0	Goods and Services	5,758.7	6,469.5	4,995.4	6,376.9
Non-Tax Revenue	10,177.6	10,187.0	11,070.4	12,982.5	Minor Equipment	113.1	205.6	29.8	273.8
Property Income	8,878.3	8,992.5	8,637.5	11,652.8	Interest and Other Debt Charges	5,017.2	4,012.2	5,447.2	4,290.1
Other Non-Tax Revenue	1,266.6	1,027.1	1,070.5	1,302.7	Transfers and Subsidies	20,662.4	22,710.3	22,795.7	23,601.7
Repayment of Past Lending	32.7	167.4	1,362.4	27.0	Transfers to Statutory Bodies	6,328.1	6,497.9	6,361.3	6,297.6
					Acquisition of Physical Assets	0.0	0.0	0.0	0.0
					Sub-Total	46,701.7	48,973.8	48,485.4	50,077.0
					Current Surplus/(Deficit)	(5,347.0)	(5,370.2)	(4,171.9)	(4,604.0)
	41,354.7	43,603.6	44,313.5	45,473.0		41,354.7	43,603.6	44,313.5	45,473.0
CAPITAL ACCOUNT									
	2018	2019	2019	2020		2018	2019	2019	2020
	Actual	Estimates	Revised	Estimates		Actual	Estimates	Revised	Estimates
	\$Mn	\$Mn	\$Mn	\$Mn		\$Mn	\$Mn	\$Mn	\$Mn
Current Surplus/(Deficit)	(5,347.0)	(5,370.2)	(4,171.9)	(4,604.0)	Development Programme	1,652.2	2,402.5	1,521.8	2,558.7
Capital Revenue	837.8	3,009.1	972.8	950.5	Capital Repayment and Sinking	5,857.9	4,206.7	4,142.1	5,421.8
Surplus/(Deficit)	(4,509.2)	(2,361.1)	(3,199.1)	(3,653.5)	Fund Contributions				
Financing	8,284.5	1,551.2	7,844.6	3,831.8					
Changes in Cash Balances	3,734.8	7,419.1	1,018.4	7,802.2					
	7,510.1	6,609.2	5,663.9	7,980.5		7,510.1	6,609.2	5,663.9	7,980.5

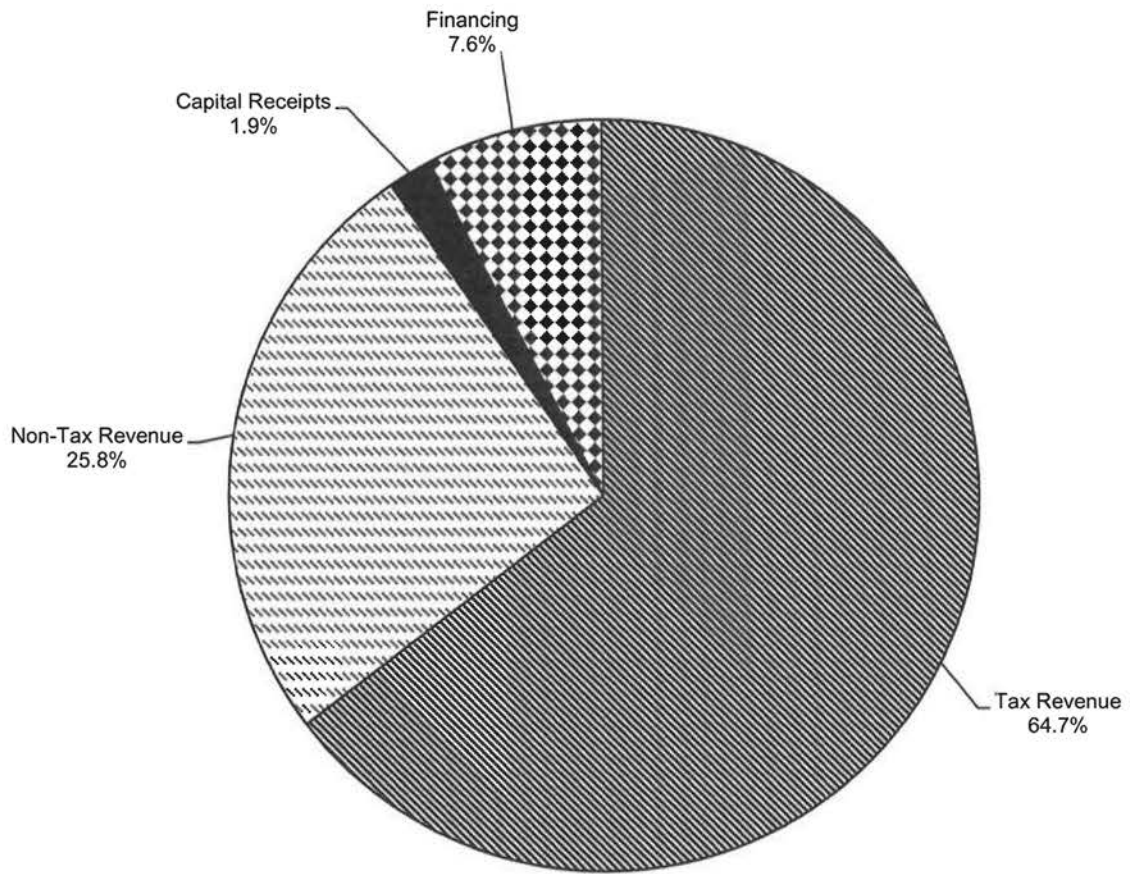
Revenue and expenditure exclude the Unemployment and Green Funds

DRAFT ESTIMATES, TRINIDAD & TOBAGO, FOR 2020

Abstract of Estimated Revenue for the financial year ending 30th September 2020, Revised Estimates of Revenue, 2019 and Actual Revenue, 2018

Head	2018 Actual	2019 Estimates	2019 Revised Estimates	2020 Estimates
	\$	\$	\$	\$
TAX REVENUE				
01. TAXES ON INCOME AND PROFITS	19,257,631,025	21,164,480,200	22,207,045,700	20,790,500,000
02. TAXES ON PROPERTY	3,889,231	252,460,000	46,886,500	52,023,000
03. TAXES ON GOODS AND SERVICES	8,824,514,211	9,109,849,950	8,017,472,823	8,604,733,425
04. TAXES ON INTERNATIONAL TRADE	2,732,521,921	2,574,755,800	2,623,122,600	2,723,290,000
05. OTHER TAXES	358,577,629	315,000,000	348,533,800	320,000,000
TOTAL TAX REVENUE	31,177,134,017	33,416,545,950	33,243,061,423	32,490,546,425
NON-TAX REVENUE				
06. PROPERTY INCOME	8,878,309,327	8,992,497,200	8,637,542,163	11,652,748,500
07. OTHER NON-TAX REVENUE	1,266,600,151	1,027,063,350	1,070,537,206	1,302,713,150
08. REPAYMENT OF PAST LENDING	32,726,605	167,482,500	1,362,368,758	27,014,900
TOTAL NON-TAX REVENUE	10,177,636,083	10,187,043,050	11,070,448,127	12,982,476,550
SUB-TOTAL	41,354,770,100	43,603,589,000	44,313,509,550	45,473,022,975
CAPITAL RECEIPTS				
09. CAPITAL REVENUE	837,843,287	3,009,096,000	972,782,625	950,535,000
TOTAL CAPITAL RECEIPTS	837,843,287	3,009,096,000	972,782,625	950,535,000
SUB-TOTAL	42,192,613,387	46,612,685,000	45,286,292,175	46,423,557,975
FINANCING				
10. BORROWING	8,284,503,889	1,551,200,000	7,844,596,392	3,831,800,000
11. EXTRAORDINARY RECEIPTS	-	-	-	-
TOTAL FINANCING	8,284,503,889	1,551,200,000	7,844,596,392	3,831,800,000
GRAND TOTAL	50,477,117,276	48,163,885,000	53,130,888,567	50,255,357,975

REVENUE 2020 BY CLASSIFICATION

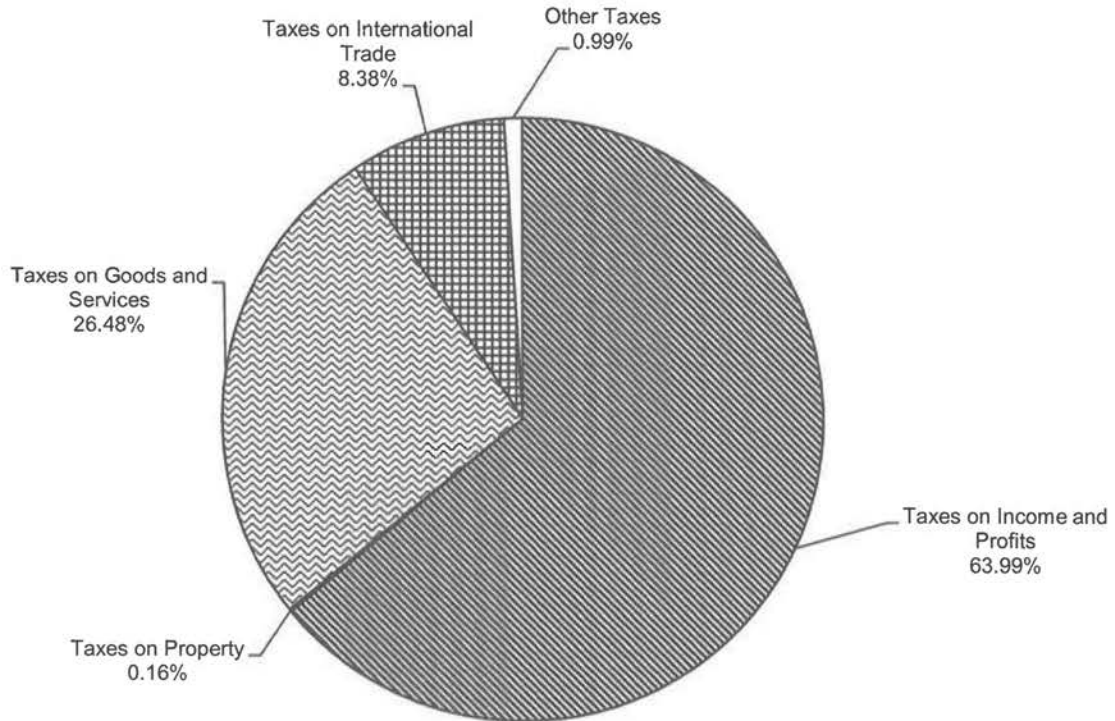


DRAFT ESTIMATES, TRINIDAD & TOBAGO, FOR 2020

Abstract of Estimated TAX REVENUE for the financial year ending 30th September 2020, Revised Estimates of Revenue, 2019 and Actual Revenue, 2018

Head	2018 Actual	2019 Estimates	2019 Revised Estimates	2020 Estimates
	\$	\$	\$	\$
TAX REVENUE				
01. TAXES ON INCOME AND PROFITS	19,257,631,025	21,164,480,200	22,207,045,700	20,790,500,000
02. TAXES ON PROPERTY	3,889,231	252,460,000	46,886,500	52,023,000
03. TAXES ON GOODS AND SERVICES	8,824,514,211	9,109,849,950	8,017,472,823	8,604,733,425
04. TAXES ON INTERNATIONAL TRADE	2,732,521,921	2,574,755,800	2,623,122,600	2,723,290,000
05. OTHER TAXES	358,577,629	315,000,000	348,533,800	320,000,000
TOTAL TAX REVENUE	31,177,134,017	33,416,545,950	33,243,061,423	32,490,546,425

TAX REVENUE 2020

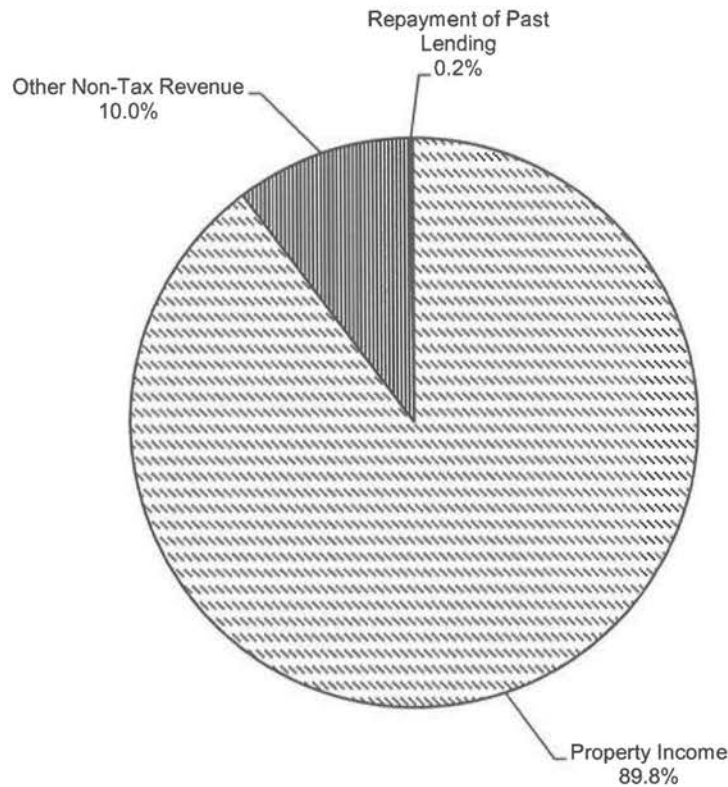


DRAFT ESTIMATES, TRINIDAD & TOBAGO, FOR 2020

Abstract of Estimated NON-TAX REVENUE for the financial year ending 30th September 2020, Revised Estimates of Revenue, 2019 and Actual Revenue, 2018

Head	2018 Actual	2019 Estimates	2019 Revised Estimates	2020 Estimates
	\$	\$	\$	\$
NON-TAX REVENUE				
06. PROPERTY INCOME	8,878,309,327	8,992,497,200	8,637,542,163	11,652,748,500
07. OTHER NON-TAX REVENUE	1,266,600,151	1,027,063,350	1,070,537,206	1,302,713,150
08. REPAYMENT OF PAST LENDING	32,726,605	167,482,500	1,362,368,758	27,014,900
TOTAL NON-TAX REVENUE	10,177,636,083	10,187,043,050	11,070,448,127	12,982,476,550
SUB-TOTAL	41,354,770,100	43,603,589,000	44,313,509,550	45,473,022,975

NON-TAX REVENUE 2020



DRAFT ESTIMATES, TRINIDAD & TOBAGO, FOR 2020

Abstract of Estimated CAPITAL RECEIPTS for the financial year ending 30th September 2020, Revised Estimates of Revenue, 2019 and Actual Revenue, 2018

Head	2018 Actual	2019 Estimates	2019 Revised Estimates	2020 Estimates
	\$	\$	\$	\$
CAPITAL RECEIPTS				
09. CAPITAL REVENUE	837,843,287	3,009,096,000	972,782,625	950,535,000
TOTAL CAPITAL RECEIPTS	837,843,287	3,009,096,000	972,782,625	950,535,000
SUB-TOTAL	42,192,613,387	46,612,685,000	45,286,292,175	46,423,557,975

DRAFT ESTIMATES, TRINIDAD & TOBAGO, FOR 2020

Abstract of Estimated FINANCING for the financial year ending 30th September 2020, Revised Estimates of Revenue, 2019 and Actual Revenue, 2018

Head	2018 Actual	2019 Estimates	2019 Revised Estimates	2020 Estimates
	\$	\$	\$	\$
FINANCING				
10. BORROWING	8,284,503,889	1,551,200,000	7,844,596,392	3,831,800,000
11. EXTRAORDINARY RECEIPTS	-	-	-	-
TOTAL FINANCING	8,284,503,889	1,551,200,000	7,844,596,392	3,831,800,000
GRAND TOTAL	50,477,117,276	48,163,885,000	53,130,888,567	50,255,357,975

Trinidad and Tobago

Head 01 - TAXES ON INCOME AND PROFITS

Sub-Head / Receiver / Item / Sub-Item		2018 Actual	2019 Estimates	2019 Revised Estimates	2020 Estimates
		\$	\$	\$	\$
FN2	CHAIRMAN BOARD OF INLAND REVENUE MINISTRY OF FINANCE				
01	Oil Companies (Chap 75:04)	2,093,099,295	3,970,172,000	3,748,045,700	3,340,000,000
02	Other Companies (Chap 75:02)	8,858,352,538	8,500,000,000	9,200,000,000	9,000,000,000
03	Individuals (Chap 75:01)	6,598,660,935	6,912,000,000	7,000,000,000	6,750,000,000
04	Withholding Tax (Chap 75:01)	858,409,156	850,000,000	1,364,000,000	860,000,000
05	Insurance Surrender Tax (Chap 75:01)	57,397,103	55,308,200	60,000,000	57,000,000
07	Business Levy (Chap 75:02)	608,118,341	692,000,000	645,000,000	600,000,000
09	Health Surcharge (Chap 75:05)	183,593,657	185,000,000	190,000,000	183,500,000
Total		19,257,631,025	21,164,480,200	22,207,045,700	20,790,500,000

Estimates 2020	20,790,500,000
Revised Estimates 2019	22,207,045,700
Decrease	<u>1,416,545,700</u>

Trinidad and Tobago
Head 02 - TAXES ON PROPERTY

Sub-Head / Receiver / Item / Sub-Item		2018 Actual	2019 Estimates	2019 Revised Estimates	2020 Estimates
01	Lands and Buildings Taxes	\$ 3,889,231	\$ 2,460,000	\$ 46,886,500	\$ 2,023,000
03	Property Tax	-	250,000,000	-	50,000,000
04	Industrial and Land Tax	-	-	-	-
Total		3,889,231	252,460,000	46,886,500	52,023,000

Estimates 2020	52,023,000
Revised Estimates 2019	46,886,500
Increase	5,136,500

Sub-Head / Receiver / Item / Sub-Item		2018 Actual	2019 Estimates	2019 Revised Estimates	2020 Estimates
01	<u>Lands and Buildings Taxes</u>	\$	\$	\$	\$
R01	REVENUE OFFICER V ST GEORGE WEST, MINISTRY OF FINANCE				
001	Lands and Buildings Taxes (Ch. 76:04)	471,066	550,000	400,000	400,000
R02	REVENUE OFFICER IV ST GEORGE EAST, MINISTRY OF FINANCE				
001	Lands and Buildings Taxes (Ch. 76:04)	383,452	450,000	350,000	350,000
R03	REVENUE OFFICER IV CARONI / CHAGUANAS, MINISTRY OF FINANCE				
001	Lands and Buildings Taxes (Ch. 76:04)	271,505	270,000	44,920,000	280,000
R04	REVENUE OFFICER IV ST ANDREW/ ST DAVID, MINISTRY OF FINANCE				
001	Lands and Buildings Taxes (Ch. 76:04)	2,016,239	225,000	230,000	225,000
R05	REVENUE OFFICER IV ST PATRICK, MINISTRY OF FINANCE				
001	Lands and Buildings Taxes (Ch. 76:04)	280,110	300,000	265,000	221,500
Lands and Buildings Taxes Carried Forward		3,422,372	1,795,000	46,165,000	1,476,500

Trinidad and Tobago
Head 02 - TAXES ON PROPERTY

Sub-Head / Receiver / Item / Sub-Item		2018 Actual	2019 Estimates	2019 Revised Estimates	2020 Estimates
01	Lands and Buildings Taxes - Brought Forward	\$ 3,422,372	\$ 1,795,000	\$ 46,165,000	\$ 1,476,500
R06	REVENUE OFFICER IV NARIVA / MAYARO, MINISTRY OF FINANCE				
001	Lands and Buildings Taxes (Ch. 76:04)	34,957	65,000	46,500	41,500
R07	REVENUE OFFICER IV VICTORIA, MINISTRY OF FINANCE				
001	Lands and Buildings Taxes (Ch. 76:04)	266,981	300,000	425,000	300,000
R08	REVENUE OFFICER IV TOBAGO				
001	Lands and Buildings Taxes (Ch. 76:04)	164,921	300,000	250,000	205,000
	Sub-Head Total	3,889,231	2,460,000	46,886,500	2,023,000
03	<u>Property Tax</u>				
FN2	CHAIRMAN BOARD OF INLAND REVENUE MINISTRY OF FINANCE				
001	Property Tax (Act No. 18 of 2009)	-	250,000,000	-	50,000,000
	Sub-Head Total	-	250,000,000	-	50,000,000
04	<u>Industrial and Land Tax</u>				
FN2	CHAIRMAN BOARD OF INLAND REVENUE MINISTRY OF FINANCE				
001	Industrial Land Tax	-	-	-	-
	Sub-Head Total	-	-	-	-

Trinidad and Tobago
Head 03 - TAXES ON GOODS AND SERVICES

Sub-Head / Receiver / Item / Sub-Item		2018 Actual	2019 Estimates	2019 Revised Estimates	2020 Estimates
		\$	\$	\$	\$
01	Purchase Tax	10,250	150,000	673,785	10,000
02	Excise Duties	759,118,847	727,000,000	671,175,000	671,100,000
03	Betting and Entertainment Taxes	-	-	-	-
04	Liquor & Miscellaneous Business Licences & Fees	10,774,203	10,567,350	11,528,688	11,507,275
05	Motor Vehicles Taxes and Duties (Chap. 48:50)	333,671,439	360,501,000	298,995,640	329,295,800
06	Other	413,523,946	536,626,600	470,827,010	533,818,350
07	Value Added Tax	7,244,754,253	7,416,000,000	6,505,271,400	7,000,000,000
08	Alcohol and Tobacco Taxes	33,530,016	31,005,000	31,001,300	31,002,000
09	Tax on online purchases	29,131,257	28,000,000	28,000,000	28,000,000
Total		8,824,514,211	9,109,849,950	8,017,472,823	8,604,733,425

Estimates 2020	8,604,733,425
Revised Estimates 2019	8,017,472,823
Increase	<u>587,260,602</u>

Sub-Head / Receiver / Item / Sub-Item		2018 Actual	2019 Estimates	2019 Revised Estimates	2020 Estimates
01	Purchase Tax	\$	\$	\$	\$
FN3	COMPTROLLER OF CUSTOMS AND EXCISE MINISTRY OF FINANCE				
001	Purchase Tax (Ch. 77:01)	10,250	150,000	673,785	10,000
Sub-Head Total		10,250	150,000	673,785	10,000

Trinidad and Tobago

Head 03 - TAXES ON GOODS AND SERVICES

Sub-Head / Receiver / Item / Sub-Item		2018 Actual	2019 Estimates	2019 Revised Estimates	2020 Estimates
02	<u>Excise Duties</u>	\$	\$	\$	\$
FN3	COMPTROLLER OF CUSTOMS AND EXCISE MINISTRY OF FINANCE				
001	Rum and Spirits (Ch. 78:50)	182,935,719	170,000,000	192,500,000	209,600,000
002	Beer Duty (Chap. 78:50)	202,203,005	190,000,000	184,500,000	190,000,000
003	Oil (Petrol)(Chap. 78:50)	98,222,817	102,000,000	23,175,000	500,000
006	Cigarettes (Ch. 78:50)	235,155,630	230,000,000	236,000,000	236,000,000
007	Malta Beverage (Ch. 78:50)	40,601,676	35,000,000	35,000,000	35,000,000
	Sub-Head Total	759,118,847	727,000,000	671,175,000	671,100,000
03	<u>Betting and Entertainment Taxes</u>				
TR1	PERMANENT SECRETARY MINISTRY OF TRADE AND INDUSTRY				
001	Tote and Forecast (Chap. 11:19)	-	-	-	-
003	Betting Office Levy (Ch. 21:53)	-	-	-	-
	Sub-Head Total	-	-	-	-
04	<u>Liquor & Miscellaneous Business Licences & Fees</u>				
FN3	COMPTROLLER OF CUSTOMS AND EXCISE MINISTRY OF FINANCE				
001	Spirit Retailers, Port-of-Spain (Ch. 84:10)	350,775	300,000	328,000	330,000
002	Spirit Retailers, San Fernando (Ch. 84:10)	196,613	195,000	223,700	220,000
003	Spirit Retailers, Towns (Ch. 84:10)	300,656	290,000	380,600	300,000
004	Spirit Retailers, Elsewhere (Ch. 84:10)	2,576,675	2,500,000	2,500,000	2,500,000
005	Spirit Grocers, Port-of-Spain (Ch. 84:10)	235,350	245,000	212,600	240,000
006	Spirit Grocers, San Fernando (Ch. 84:10)	221,175	220,000	220,000	220,000
007	Spirit Grocers, Elsewhere (Ch. 84:10)	1,586,075	1,550,000	1,550,000	1,550,000
008	Spirit Dealers (Ch. 84:10)	40,500	52,000	37,800	40,500
009	Special Hotel up to 15 bedrooms (Ch. 84:10)	190,125	190,000	219,000	200,000
010	Special Hotel, 16-49 bedrooms (Ch. 84:10)	122,625	120,000	120,000	120,000
011	Special Hotel, 50-150 bedrooms (84:10)	94,500	116,000	116,000	116,000
012	Special Hotel, more than 150 bedrooms (Ch. 84:10)	42,750	29,000	36,000	36,000
013	Hotel Spirit, up to 15 bedrooms (Ch. 84:10)	24,750	30,000	16,100	16,500
014	Hotel Spirit, 16-49 bedrooms (Ch. 84:10)	10,125	13,500	12,375	12,375
015	Hotel Spirit, 50-150 bedrooms (84:10)	2,250	6,800	2,250	2,250
016	Hotel Spirit, more than 150 bedrooms (Ch. 84:10)	-	9,000	-	9,000
	Liquor & Miscellaneous Business Licences & Fees Carried Forward	5,994,944	5,866,300	5,974,425	5,912,625

Trinidad and Tobago

Head 03 - TAXES ON GOODS AND SERVICES

Sub-Head / Receiver / Item / Sub-Item	2018 Actual	2019 Estimates	2019 Revised Estimates	2020 Estimates
04 Liquor & Miscellaneous Business Licences & Fees - Brought Forward	\$ - 5,994,944	\$ 5,866,300	\$ 5,974,425	\$ 5,912,625
017 Restaurant, Port-of-Spain (Ch. 84:10)	12,375	14,200	13,500	13,500
018 Restaurant, San Fernando (Ch. 84:10)	34,875	40,000	34,875	34,875
019 Restaurant, Elsewhere (Ch. 84:10)	253,675	270,000	250,000	250,000
020 Special Restaurant, Port-of-Spain (Ch. 84:10)	537,750	528,000	485,500	486,000
021 Special Restaurant, San Fernando (Ch. 84:10)	505,125	525,000	507,600	508,000
022 Special Restaurant, Elsewhere (Ch. 84:10)	2,298,724	2,235,000	3,190,000	3,190,000
023 Night Bar, Port-of-Spain (Ch. 84:10)	-	-	-	-
024 Night Bar, San Fernando (Ch. 84:10)	-	-	-	-
025 Night Bar, Elsewhere (Ch. 84:10)	7,875	7,800	7,875	7,875
026 Wine Retailers, Port-of-Spain (Ch. 84:10)	20,587	22,000	20,000	20,000
027 Wine Retailers, San Fernando (Ch. 84:10)	3,375	4,000	3,375	3,375
028 Wine Retailers, Elsewhere (Ch. 84:10)	19,191	25,000	18,000	18,000
029 Wine Merchants (Ch. 84:10)	2,700	13,000	2,700	2,700
030 Distillers (Chap. 87:54)	-	2,000	4,000	4,000
031 Still Dealers (Ch. 87:54)	-	100	25	-
032 Compounders (Ch. 87:54)	1,750	2,250	2,700	2,700
033 Methylated Spirits (Chap. 87:54)	1,350	1,600	1,500	1,300
034 Medicinal Spirits (Chap. 87:54)	70	100	425	125
035 Vinegar Manufacturers (Chap. 87:54)	500	500	500	500
036 Bay Rum and Perfumed Spirits (Chap. 87:54)	1,250	1,500	1,188	1,200
037 Brewers (Chap. 87:52)	6,000	4,000	6,000	6,000
038 Clubs (Chap. 21:01)	672,600	650,000	620,000	650,000
	10,374,716	10,212,350	11,144,188	11,112,775
MJ1 CHIEF MAGISTRATE MAGISTRACY - JUDICIARY				
001 Occasional (Chap. 84:10)	395,085	350,000	380,000	390,000
002 Transfer Fees (Chap. 84:10)	4,402	5,000	4,500	4,500
	399,487	355,000	384,500	394,500
Sub-Head Total	10,774,203	10,567,350	11,528,688	11,507,275

Trinidad and Tobago

Head 03 - TAXES ON GOODS AND SERVICES

Sub-Head / Receiver / Item / Sub-Item		2018 Actual	2019 Estimates	2019 Revised Estimates	2020 Estimates
05	Motor Vehicles Taxes and Duties (Chap. 48:50)	\$	\$	\$	\$
FN2	CHAIRMAN BOARD OF INLAND REVENUE MINISTRY OF FINANCE				
001	Motor Vehicles Taxes (Ch. 48:50)	269,727	260,000	182,000	182,000
003	Tax on transfer of Used Motor Vehicles (Ch. 48:50)	40,053,330	39,000,000	39,000,000	39,000,000
		40,323,057	39,260,000	39,182,000	39,182,000
FN3	COMPTROLLER OF CUSTOMS AND EXCISE MINISTRY OF FINANCE				
001	Motor Vehicles Taxes (Ch. 48:50)	181,599,574	200,000,000	193,000,000	193,000,000
WT2	TRANSPORT COMMISSIONER MINISTRY OF WORKS AND TRANSPORT				
001	Motor Vehicles Licences (Ch. 48:50)	-	-	-	-
002	3-year Driving Permits (Ch. 48:50)	220	3,000	740	800
003	1-year Driving Permits (Ch. 48:50)	18,580	20,000	19,000	19,000
004	Provisional Driving Permits (Ch. 48:50)	1,395,310	1,400,000	1,400,000	1,400,000
005	Conductors' Permits (Ch. 48:50)	-	-	-	-
006	Duplicate Permits (Ch. 48:50)	766,990	800,000	785,000	800,000
007	Taxi Drivers' Licences (Ch. 48:50)	120,900	140,000	140,000	140,000
008	Examination of Drivers (Ch. 48:50)	8,405,775	8,500,000	8,500,000	8,500,000
009	Road Permits (Ch. 48:50)	600,224	600,000	665,000	600,000
010	Inspection Fees (Ch. 48:50)	16,726,881	16,000,000	11,400,000	13,500,000
011	Driving Certificates (Ch. 48:50)	827,785	900,000	900,000	900,000
012	Dealers' Licences (Ch. 48:50)	1,985,000	2,050,000	2,350,000	2,350,000
013	Registration of Motor Vehicles (Ch. 48:50)	2,695,600	2,800,000	2,800,000	2,800,000
014	Certified Extracts of Register (Ch. 48:50)	9,422,400	8,500,000	10,205,800	10,300,000
015	Changes of Ownership (Ch. 48:50)	426,930	410,000	436,000	436,000
016	Amendments to Register (Ch. 48:50)	1,315,305	1,300,000	1,990,000	1,350,000
017	Other Vehicles (Ch. 48:50)	3	-	-	-
018	Examination Study Guides (Ch. 48:50)	245,640	250,000	225,000	225,000
019	Refund of Travelling Expenses	47,500	70,000	64,000	64,000
020	Miscellaneous	-	-	6,600	-
021	Priority Bus Route - Toll Charge (Ch. 48:50)	1,275,000	700,000	700,000	700,000
022	Licence Endorsements (Ch. 48:50)	156,975	185,000	168,000	170,000
023	Processing of H-Vehicles Applications (Ch. 48:50)	102,410	115,000	115,000	115,000
024	Certified Extract of Inspector's Report (Ch. 48:50)	-	-	-	-
025	Renewal of Taxi Driver Licence / Badge (Ch. 48:50)	183,280	185,000	185,000	185,000
026	Application for Maxi-Taxi Licence (Ch. 48:53)	73,800	85,000	85,000	85,000
031	5 Year Driving Permits (Ch. 48:50)	53,093,500	60,000,000	21,202,500	50,000,000
032	4 Year Driving Permits (Ch. 48:50)	80	4,000	1,000	1,000
033	2 Year Driving Permits (Ch. 48:50)	680	2,400	1,100	1,100
034	Subsequent Duplicate of a Licence or Permit (Ch. 48:50)	208,800	210,000	210,000	210,000
	Motor Vehicles Taxes and Duties (Chap. 48:50) Carried Forward	322,018,199	344,489,400	296,736,740	327,033,900

Trinidad and Tobago

Head 03 - TAXES ON GOODS AND SERVICES

Sub-Head / Receiver / Item / Sub-Item		2018 Actual	2019 Estimates	2019 Revised Estimates	2020 Estimates
05	Motor Vehicles Taxes and Duties (Chap. 48:50) - Brought Forward	\$ 322,018,199	\$ 344,489,400	\$ 296,736,740	\$ 327,033,900
035	Duplicate Licence\Badge for Taxi Drivers (Ch. 48:50)	5,160	4,600	11,000	11,000
036	Subsequent Duplicate Licence/Badge for Taxi Drivers (Ch 48:50)	80	7,000	900	900
037	10 Year Driving Permits (Chap. 48:50)	11,648,000	16,000,000	2,247,000	2,250,000
		111,748,808	121,241,000	66,813,640	97,113,800
	Sub-Head Total	333,671,439	360,501,000	298,995,640	329,295,800
06	Other				
AL1	PERMANENT SECRETARY MINISTRY OF AGRICULTURE, LAND AND FISHERIES				
001	Sawmills (Chap 66:02)	240,000	250,000	250,000	250,000
002	Wild Animals and Birds (Chap 67:01)	1,507,552	1,200,000	1,400,000	1,400,000
003	Removal Permits (Forestry) (Chap 66:01)	114,094	120,000	114,000	114,000
004	Bulk Timber Removal Permits (Chap. 66:01)	400	10,000	5,000	5,000
005	Log Haulage Permits (Chap. 66:02)	30,150	30,000	43,000	43,000
006	Owner/Operator Furniture Shop Permits (Chap. 66:02)	42,000	45,000	40,500	40,500
007	Veterinary Surgeons' Registration Fees(Chap. 67:04)	680	2,000	600	600
		1,934,876	1,657,000	1,853,100	1,853,100
AT4	CHIEF STATE SOLICITOR MINISTRY OF THE ATTORNEY GENERAL AND LEGAL AFFAIRS				
001	Commissioner of Affidavits (Chap.6:52)	20,600	20,000	20,500	20,000
EN1	PERMANENT SECRETARY MINISTRY OF ENERGY AND ENERGY INDUSTRIES				
001	Marketing Licences (Retail at Petrol Stations, etc) (Chap. 62:01)	386,150	442,000	442,000	442,000
003	Pipe Lines Licences (Ch. 62:01)	4,500	4,500	3,000	3,000
006	Marketing Licences for Petroleum By-products (Chap. 62:01)	3,000	11,000	7,000	7,000
010	Application Fees - Compressed Natural Gas Licences (Chapter 62:01)	6,000	7,000	8,000	8,000
011	Compressed Natural Gas Service Licence (Chapter 62:01)	4,000	4,000	4,000	4,000
012	Compressed Natural Gas Marketing Licence (Chapter 62:01)	14,000	31,000	32,000	32,000
	Other				
	Carried Forward	2,373,126	2,176,500	2,369,600	2,369,100

Trinidad and Tobago
Head 03 - TAXES ON GOODS AND SERVICES

Sub-Head / Receiver / Item / Sub-Item		2018 Actual	2019 Estimates	2019 Revised Estimates	2020 Estimates
06	Other - Brought Forward	\$ 2,373,126	\$ 2,176,500	\$ 2,369,600	\$ 2,369,100
017	Marketing Licences Fees for Bunkering (Chap. 62:01)	-	8,000	-	-
		417,650	507,500	496,000	496,000
FN2	CHAIRMAN BOARD OF INLAND REVENUE MINISTRY OF FINANCE				
001	Auctioneers (Chap. 84:03)	2,000	4,000	4,500	4,500
004	Tax Clearance Certificates (Ch. 75:01 and Ch. 75:06)	1,198,200	1,200,000	1,200,000	1,200,000
005	Moneylenders (Chap. 84:04)	68,000	67,000	84,400	85,000
006	Pawnbrokers (Chap. 84:05)	35,000	25,000	34,000	34,000
015	Hotel Room Tax (Chap. 77:01)	51,570,605	54,272,000	54,500,000	51,500,000
019	Transaction Tax on Financial Services (Chap. 77:01)	96,879,601	96,140,000	103,000,000	100,000,000
020	Insurance Premium Tax (Chap. 77:01)	169,604,435	170,000,000	180,000,000	170,000,000
021	Club Gaming Tax (Chap. 21:01)	79,416,600	103,378,000	71,000,000	150,000,000
022	Winnings Tax	2,226,338	100,000,000	48,000,000	48,000,000
		401,000,779	525,086,000	457,822,900	520,823,500
FN3	COMPTROLLER OF CUSTOMS AND EXCISE MINISTRY OF FINANCE				
004	Copra Manufacturers (Chap. 64:30)	153	200	160	150
005	Environmental Tyre Tax	5,001,505	4,000,000	5,300,000	5,300,000
		5,001,658	4,000,200	5,300,160	5,300,150
HE1	PERMANENT SECRETARY MINISTRY OF HEALTH				
002	Private Hospitals (Chap. 29:03)	157,845	160,000	444,000	444,000
003	Application for Registration of a Pesticide (Ch. 30:03)	25,150	100,000	50,000	50,000
004	Application for a Licence to import a Pesticide (Ch. 30:03)	170,465	182,000	179,500	180,000
005	Application for Licensing of Premises for Pesticides (Ch. 30:03)	494,135	450,000	420,000	420,000
006	Application for Shopkeeper licence to sell drugs (Chap. 29:52)	61,850	59,000	59,000	60,000
007	Ambulance Services Licence Fees	-	-	6,000	20,000
		909,445	951,000	1,158,500	1,174,000
MJ1	CHIEF MAGISTRATE MAGISTRACY - JUDICIARY				
001	Bailiffs (Chap. 63:50)	-	-	-	-
002	Cinema (Chap. 20:10)	36,060	40,000	35,600	36,000
003	Explosives (Chap. 16:02)	38,220	45,000	38,000	38,000
	Other Carried Forward	409,359,288	532,306,700	466,724,760	529,740,750

Trinidad and Tobago

Head 03 - TAXES ON GOODS AND SERVICES

Sub-Head / Receiver / Item / Sub-Item		2018 Actual	2019 Estimates	2019 Revised Estimates	2020 Estimates
06	Other - Brought Forward	\$ 409,359,288	\$ 532,306,700	\$ 466,724,760	\$ 529,740,750
004	Sale of Old Metal and Marine Stores (Chap. 84:07)	17,200	18,000	13,400	13,500
005	Hucksters and Pedlars (Ch. 84:09)	1,560	3,000	2,300	2,300
006	Precious Metals and Stones (Chap. 84:06)	63,720	65,000	58,200	60,000
007	Produce - Sale of (Chap. 63:52)	300	300	300	300
008	Theatres and Dance Halls (Chap. 21:03)	85,025	85,000	100,000	100,000
009	Tourist Guides (Chap. 11:02)	1,100	1,600	4,100	1,500
		243,185	257,900	251,900	251,600
NS2	CHIEF IMMIGRATION OFFICER MINISTRY OF NATIONAL SECURITY				
001	Departure Tax - Ports other than Airports (Ch. 77:01)	433,700	600,000	350,000	350,000
NS3	COMMISSIONER OF POLICE TRINIDAD AND TOBAGO POLICE SERVICE				
001	Firearms and Ammunition (Chap. 16:01)	2,719,092	2,650,000	2,790,000	2,750,000
PUI	PERMANENT SECRETARY MINISTRY OF PUBLIC UTILITIES				
007	Housing Electricians (Chap 54:71)	143,000	185,000	169,000	169,000
SJ1	REGISTRAR SUPREME COURT - JUDICIARY				
001	Bailiffs - (Ch. 4:61 - Act No. 58 of 2000)	31,500	35,000	23,150	30,000
TR1	PERMANENT SECRETARY MINISTRY OF TRADE AND INDUSTRY				
001	Betting Office Licences (Chap. 11:19)	-	-	-	-
002	Betting Office Permit (Chap. 11:19)	-	-	-	-
		-	-	-	-
WT3	DIRECTOR MARITIME SERVICES MINISTRY OF WORKS AND TRANSPORT				
001	Certificates of Competence (Ch. 50:08)(Ch. 50:10)	54,050	60,000	54,000	60,000
002	Droggers (Ch. 50:07)	340,154	300,000	242,000	245,000
003	Motor Launches (Ch. 50:08)	87,855	90,000	79,800	80,000
005	Registration of Ships (Ch. 50:10)	17,452	17,000	17,000	17,000
006	Safety Certificates (Ch. 50:10)	82,500	120,000	133,000	133,000
007	Security Certificates (Ch. 50:10)	20,350	25,000	25,000	25,000
	Other Carried Forward	413,457,846	536,561,600	470,786,010	533,777,350

Trinidad and Tobago

Head 03 - TAXES ON GOODS AND SERVICES

Sub-Head / Receiver / Item / Sub-Item		2018 Actual	2019 Estimates	2019 Revised Estimates	2020 Estimates
06	Other - Brought Forward	\$ 413,457,846	\$ 536,561,600	\$ 470,786,010	\$ 533,777,350
008	Boatmasters and Boat Engineers Licences (Ch. 50:10)	66,100	65,000	41,000	41,000
		668,461	677,000	591,800	601,000
	Sub-Head Total	413,523,946	536,626,600	470,827,010	533,818,350
07	<u>Value Added Tax</u>				
FN2	CHAIRMAN BOARD OF INLAND REVENUE MINISTRY OF FINANCE				
001	Value Added Tax (Ch. 75:06). Act No. 37 of 1989	7,244,754,253	7,416,000,000	6,505,271,400	7,000,000,000
	Sub-Head Total	7,244,754,253	7,416,000,000	6,505,271,400	7,000,000,000
08	<u>Alcohol and Tobacco Taxes</u>				
FN3	COMPTROLLER OF CUSTOMS AND EXCISE MINISTRY OF FINANCE				
001	Alcoholic and Other Beverages Tax (Chap 77:01)	5,325	5,000	1,300	2,000
002	Tobacco Tax (Ch. 77:01)	33,524,691	31,000,000	31,000,000	31,000,000
	Sub-Head Total	33,530,016	31,005,000	31,001,300	31,002,000
09	<u>Tax on online purchases</u>				
FN3	COMPTROLLER OF CUSTOMS AND EXCISE MINISTRY OF FINANCE				
001	Tax on online purchases	29,131,257	28,000,000	28,000,000	28,000,000
	Sub-Head Total	29,131,257	28,000,000	28,000,000	28,000,000

Trinidad and Tobago

Head 04 - TAXES ON INTERNATIONAL TRADE

Sub-Head / Receiver / Item / Sub-Item		2018 Actual	2019 Estimates	2019 Revised Estimates	2020 Estimates
01	Import Duties	\$ 2,732,124,827	\$ 2,574,505,800	\$ 2,622,823,600	\$ 2,723,010,000
02	Other	397,094	250,000	299,000	280,000
Total		2,732,521,921	2,574,755,800	2,623,122,600	2,723,290,000

Estimates 2020	2,723,290,000
Revised Estimates 2019	2,623,122,600
Increase	<u>100,167,400</u>

Sub-Head / Receiver / Item / Sub-Item		2018 Actual	2019 Estimates	2019 Revised Estimates	2020 Estimates
01	Import Duties	\$	\$	\$	\$
FN3	COMPTROLLER OF CUSTOMS AND EXCISE MINISTRY OF FINANCE				
001	Import Duties (Chap. 78:01)	2,707,289,899	2,550,000,000	2,600,000,000	2,700,000,000
002	Stamp Duty on Bills of Entry	46	800	-	-
004	Special Tax - Household Effects (Ch. 77:01)	15,738	5,000	23,600	10,000
005	Import Surcharge (Ch. 77:01)	24,819,144	24,500,000	22,800,000	23,000,000
Sub-Head Total		2,732,124,827	2,574,505,800	2,622,823,600	2,723,010,000
02	Other				
FN3	COMPTROLLER OF CUSTOMS AND EXCISE MINISTRY OF FINANCE				
001	Miscellaneous	92,026	100,000	15,000	15,000
002	Anti-dumping Duty (Ch. 78:05)	305,068	150,000	284,000	265,000
003	Countervailing Duty	-	-	-	-
Sub-Head Total		397,094	250,000	299,000	280,000

Trinidad and Tobago
Head 05 - OTHER TAXES

Sub-Head / Receiver / Item / Sub-Item		2018 Actual	2019 Estimates	2019 Revised Estimates	2020 Estimates
		\$	\$	\$	\$
FN2	CHAIRMAN BOARD OF INLAND REVENUE MINISTRY OF FINANCE				
01	Stamp Duties (Chap. 76:01)	358,577,629	315,000,000	348,533,800	320,000,000
Total		358,577,629	315,000,000	348,533,800	320,000,000

Estimates 2020	320,000,000
Revised Estimates 2019	348,533,800
Decrease	<u>28,533,800</u>

Trinidad and Tobago
Head 06 - PROPERTY INCOME

Sub-Head / Receiver / Item / Sub-Item		2018 Actual	2019 Estimates	2019 Revised Estimates	2020 Estimates
		\$	\$	\$	\$
01	Rental Income	15,730,316	17,157,600	21,284,388	16,808,000
02	Interest Income	17,776,062	18,711,000	15,989,631	11,902,300
03	Royalties	2,291,716,391	4,286,820,000	3,398,464,010	4,546,801,200
04	Profits from Non-Financial Enterprises	1,492,703,057	1,771,970,900	812,664,400	1,994,787,000
05	Profits from Public Financial Institutions	4,056,018,634	2,092,462,000	2,484,189,734	2,680,750,000
06	Other Property Income	1,004,364,867	805,375,700	1,904,950,000	2,401,700,000
Total		8,878,309,327	8,992,497,200	8,637,542,163	11,652,748,500

Estimates 2020	11,652,748,500
Revised Estimates 2019	8,637,542,163
Increase	<u>3,015,206,337</u>

Sub-Head / Receiver / Item / Sub-Item		2018 Actual	2019 Estimates	2019 Revised Estimates	2020 Estimates
		\$	\$	\$	\$
01	Rental Income				
AL3	COMMISSIONER OF STATE LANDS MINISTRY OF AGRICULTURE, LAND AND FISHERIES				
001	Ground Rents (excluding Quarries, Sand and Gravel Pits) (Ch. 57:01)	5,967,930	4,500,000	10,825,000	6,000,000
002	Wayleave for oil pipes along roads	-	2,000	2,958	-
003	Rents of Access Roads	-	100	1,380	-
005	Rents of Housing Lots - Trinidad & Tobago Housing Development Corporation	18,135	15,000	18,000	18,000
006	Rent of Lands, formerly owned by Caroni (1975) Ltd	474,567	1,500,000	1,600,000	1,600,000
		6,460,632	6,017,100	12,447,338	7,618,000
CA1	PERMANENT SECRETARY MINISTRY OF COMMUNITY DEVELOPMENT, CULTURE AND THE ARTS				
001	Rental of Booths - Terminal Malls	-	75,000	-	-
003	Rental of National Academy for the Performing Arts, Hotel and Facilities (NAPA)	-	250,000	-	-
004	Rental of National Academy for the Performing Arts Facilities (NAPA)	1,207,170	1,250,000	1,100,000	1,000,000
	Rental Income Carried Forward	7,667,802	7,592,100	13,547,338	8,618,000

Trinidad and Tobago

Head 06 - PROPERTY INCOME

Sub-Head / Receiver / Item / Sub-Item		2018 Actual	2019 Estimates	2019 Revised Estimates	2020 Estimates
01	Rental Income - Brought Forward	\$ 7,667,802	\$ 7,592,100	\$ 13,547,338	\$ 8,618,000
005	Rental of National Academy for the Performing Arts Facilities - South Campus	857,432	800,000	600,000	950,000
006	Rental of Stallmeyer's Castle	-	-	35,000	100,000
		2,064,602	2,375,000	1,735,000	2,050,000
ED1	PERMANENT SECRETARY MINISTRY OF EDUCATION				
001	Rental of Rudranath Capildeo Learning Resource Centre	-	28,000	-	-
PA1	PERMANENT SECRETARY MINISTRY OF PUBLIC ADMINISTRATION (FORMERLY MINISTRY OF PUBLIC ADMIN. & COMM)				
001	Lease Payments/Rents of Government Buildings	3,796,659	5,000,000	3,500,000	3,350,000
002	Rental of Finance Building (Roof Level)	20,700	14,000	41,400	41,400
		3,817,359	5,014,000	3,541,400	3,391,400
SP1	PERMANENT SECRETARY MINISTRY OF SPORT AND YOUTH AFFAIRS				
001	West Port-of-Spain Regional Park - Proceeds from Rental, etc.	1,543,168	1,500,000	1,300,000	1,200,000
002	Proceeds from St. Paul Street Multi-purpose Complex	-	6,500	5,000	5,000
003	Proceeds from Hockey Facility/Indoor Sporting Arena - Tacarigua	193,639	200,000	200,000	200,000
004	Proceeds from Indoor Sporting Arena - Pleasantville	222,746	262,500	200,500	200,000
005	Proceeds from Indoor Sporting Arena - Point Fortin	173,369	160,000	173,500	173,000
006	Proceeds from Indoor Sporting Arena - Maloney	90,096	95,000	110,000	100,000
007	Proceeds from Indoor Sporting Arena - Chaguanas	301,944	280,000	300,000	330,000
008	Proceeds from Ato Boldon Stadium - Couva	204,285	230,000	175,000	175,000
010	Proceeds from Larry Gomes Stadium - Arima	103,470	95,000	90,000	90,000
011	Proceeds from Mannie Ramjohn Stadium - Marabella	128,415	143,500	145,000	150,000
012	Proceeds from Dwight Yorke Stadium - Bacolet	1,333	5,000	-	50,000
013	Proceeds from Rental - Chatham Youth Camp	12,810	11,000	4,000	4,000
014	Proceeds from Rental - Persto Praesto Youth Camp	5,200	5,000	1,650	2,000
015	Proceeds from Youth Centres	168,626	130,000	145,000	150,000
016	Proceeds from the Indoor Sporting Arena - Mayaro	37,881	30,000	45,000	40,000
		3,186,982	3,153,500	2,894,650	2,869,000
TM1	PERMANENT SECRETARY MINISTRY OF TOURISM				
002	Proceeds from the Las Cuevas Beach Facility	-	10,000	-	69,600
	Rental Income Carried Forward	15,529,575	16,597,600	20,618,388	15,998,000

Trinidad and Tobago

Head 06 - PROPERTY INCOME

Sub-Head / Receiver / Item / Sub-Item		2018 Actual	2019 Estimates	2019 Revised Estimates	2020 Estimates
01	Rental Income - Brought Forward	\$ 15,529,575	\$ 16,597,600	\$ 20,618,388	\$ 15,998,000
003	Proceeds from the Manzanilla Beach Facility	-	10,000	-	96,000
004	Proceeds from the Maracas Beach Facility	181,171	500,000	650,000	650,000
005	Proceeds from the Vessigny Beach Facility	-	10,000	-	30,000
006	Proceeds from the La Brea Pitch Lake	-	5,000	-	18,000
		181,171	535,000	650,000	863,600
TR1	PERMANENT SECRETARY MINISTRY OF TRADE AND INDUSTRY				
001	Rental of Equipment - Events Centre	16,070	20,000	16,000	16,000
002	Rental of National Academy for the Performing Arts Hotel (NAPA)	3,500	15,000	-	-
		19,570	35,000	16,000	16,000
WT3	DIRECTOR MARITIME SERVICES MINISTRY OF WORKS AND TRANSPORT				
001	Rental of Vessels - Maritime Services	-	-	-	-
	Sub-Head Total	15,730,316	17,157,600	21,284,388	16,808,000
02	<u>Interest Income</u>				
FN1	COMPTROLLER OF ACCOUNTS MINISTRY OF FINANCE				
001	Interest on Investment Consolidated Fund	26,026	25,000	25,000	25,000
002	Interest on Floating Balances	16,069	10,000	10,000	10,000
003	Interest on Loans and Advances				
	COMPTROLLER OF ACCOUNTS				
17	Interest on Loans to Public Servants	5,894,605	6,200,000	5,200,000	6,000,000
21	Trinidad and Tobago Mortgage Finance Company Limited	7,501,407	6,300,000	6,871,077	-
50	Loan to Government of Dominica	-	400,000	-	400,000
52	Loan to Government of St Lucia	3,619,469	3,500,000	3,500,000	2,992,600
53	Loan to Government of Grenada	-	1,420,000	-	1,314,700
63	Loan to Government of Guyana	615,008	770,000	279,795	1,150,000
		17,630,489	18,590,000	15,850,872	11,857,300
	Interest Income Carried Forward	17,672,584	18,625,000	15,885,872	11,892,300

Trinidad and Tobago
Head 06 - PROPERTY INCOME

Sub-Head / Receiver / Item / Sub-Item		2018 Actual	2019 Estimates	2019 Revised Estimates	2020 Estimates
02	Interest Income - Brought Forward	\$ 17,672,584	\$ 18,625,000	\$ 15,885,872	\$ 11,892,300
004	Interest on Swap Agreement - Six Fast Patrol Crafts	103,478	86,000	103,759	10,000
	Sub-Head Total	17,776,062	18,711,000	15,989,631	11,902,300
03	<u>Royalties</u>				
EN1	PERMANENT SECRETARY MINISTRY OF ENERGY AND ENERGY INDUSTRIES				
001	Royalty on Oil and Gas (Chap. 62:01)	2,288,241,130	4,281,684,000	3,391,884,010	4,540,221,200
002	Asphalt or Pitch won from the Pitch Lake (Ch. 61:03)	79,390	136,000	80,000	80,000
003	Quarries, Sand and Gravel Pits (Ch. 61:03)	3,395,871	5,000,000	6,500,000	6,500,000
	Sub-Head Total	2,291,716,391	4,286,820,000	3,398,464,010	4,546,801,200
04	<u>Profits from Non-Financial Enterprises</u>				
FN1	COMPTROLLER OF ACCOUNTS MINISTRY OF FINANCE				
	DIVIDENDS AND SURPLUSES				
001	National Lottery (Chap. 21:04)	213,571,361	200,000,000	177,200,000	200,000,000
002	Telecommunications Authority of Trinidad and Tobago (TATT)	30,944,925	30,900,000	28,944,000	30,000,000
		244,516,286	230,900,000	206,144,000	230,000,000
FN5	PERMANENT SECRETARY MINISTRY OF FINANCE (INVESTMENTS DIVISION)				
002	State Enterprises	1,205,809,435	1,500,000,000	565,449,500	1,724,250,000
003	CLICO Investment Fund	42,377,336	41,070,900	41,070,900	40,537,000
		1,248,186,771	1,541,070,900	606,520,400	1,764,787,000
	Sub-Head Total	1,492,703,057	1,771,970,900	812,664,400	1,994,787,000

Trinidad and Tobago

Head 06 - PROPERTY INCOME

Sub-Head / Receiver / Item / Sub-Item		2018 Actual	2019 Estimates	2019 Revised Estimates	2020 Estimates
05	Profits from Public Financial Institutions	\$	\$	\$	\$
FN1	COMPTROLLER OF ACCOUNTS MINISTRY OF FINANCE				
	INTEREST, DIVIDENDS AND SURPLUSES				
001	Equity Profits - Central Bank (Ch. 79:02)	1,046,636,082	1,070,000,000	1,471,859,734	1,405,000,000
FN5	PERMANENT SECRETARY MINISTRY OF FINANCE (INVESTMENTS DIVISION)				
001	State Enterprises	3,009,382,552	1,022,462,000	1,012,330,000	1,275,750,000
	Sub-Head Total	4,056,018,634	2,092,462,000	2,484,189,734	2,680,750,000
06	Other Property Income				
AL3	COMMISSIONER OF STATE LANDS MINISTRY OF AGRICULTURE, LAND AND FISHERIES				
001	Premia on Leases (Chap 57:01)	2,546,170	2,700,000	2,700,000	2,700,000
004	Premia for variations of the User Clauses in existing leases (Ch. 57:01)	-	425,700	-	-
		2,546,170	3,125,700	2,700,000	2,700,000
EN1	PERMANENT SECRETARY MINISTRY OF ENERGY AND ENERGY INDUSTRIES				
001	Share of Profits from Oil Companies under Production Sharing Contract (Chap 62:01)	1,000,000,000	800,000,000	-	800,000,000
002	Extraordinary Revenue from Oil and Gas Companies	-	-	1,900,000,000	1,597,000,000
		1,000,000,000	800,000,000	1,900,000,000	2,397,000,000
HS1	PERMANENT SECRETARY MINISTRY OF HOUSING AND URBAN DEVELOPMENT				
003	Shelter Construction Financing Facility	1,818,697	2,250,000	2,250,000	2,000,000
	Sub-Head Total	1,004,364,867	805,375,700	1,904,950,000	2,401,700,000

Trinidad and Tobago

Head 07 - OTHER NON-TAX REVENUE

Sub-Head / Receiver / Item / Sub-Item		2018 Actual	2019 Estimates	2019 Revised Estimates	2020 Estimates
		\$	\$	\$	\$
01	Administrative Fees and Charges	516,950,896	537,429,250	531,404,256	603,183,750
02	Fines and Forfeitures	101,800,556	106,584,100	91,117,820	84,905,100
03	Pension Contributions	51,479,443	46,473,000	45,220,810	46,000,000
04	Non-Industrial Sales	19,034,444	21,135,000	25,801,840	18,976,300
06	Other (Miscellaneous)	577,334,812	315,442,000	376,992,480	549,648,000
Total		1,266,600,151	1,027,063,350	1,070,537,206	1,302,713,150

Estimates 2020	1,302,713,150
Revised Estimates 2019	1,070,537,206
Increase	232,175,944

Sub-Head / Receiver / Item / Sub-Item		2018 Actual	2019 Estimates	2019 Revised Estimates	2020 Estimates
		\$	\$	\$	\$
01	<u>Administrative Fees and Charges</u>				
AL1	PERMANENT SECRETARY MINISTRY OF AGRICULTURE, LAND AND FISHERIES				
001	Fees - San Fernando Hill	74,000	220,000	62,220	60,000
002	Fees - Caroni Swamp	-	-	-	-
003	Agriculture-Examiner of Animals (Ch. 67:02)	9,312	9,000	3,700	4,000
004	Veterinary Officers' Fees (Ch. 67:04)	17,283	20,000	14,720	15,000
005	Dogs and Cats Quarantine Stn. Quarantine Fees (Ch. 67:02)	-	-	590	1,000
006	Laboratory Fees	85,875	85,000	44,140	40,000
007	Import Permits (Ch. 67:02)	111,130	120,000	121,280	120,000
008	Registration Fees - Praedial Larceny (Ch.10:03)	900	1,200	1,100	1,200
009	Export Permits (Ch. 67:02)	28,920	27,000	50,480	40,000
010	Horses Quarantine Station, Quarantine Fees (Ch. 67:02)	6,870	8,000	3,750	7,000
		334,290	490,200	301,980	288,200
AL3	COMMISSIONER OF STATE LANDS MINISTRY OF AGRICULTURE, LAND AND FISHERIES				
001	Commissioner of State Lands Search Fees	-	-	-	-
002	Miscellaneous	26,647	12,000	470,660	25,000
	Administrative Fees and Charges Carried Forward	360,937	502,200	772,640	313,200

Trinidad and Tobago

Head 07 - OTHER NON-TAX REVENUE

Sub-Head / Receiver / Item / Sub-Item		2018 Actual	2019 Estimates	2019 Revised Estimates	2020 Estimates
01	Administrative Fees and Charges - Brought Forward	\$ 360,937	\$ 502,200	\$ 772,640	\$ 313,200
003	Licence Fee for Land Reclamation (Ch. 57:01)	-	1,000	-	-
004	Preparation and Processing of Agreement and Leases (Ch. 57:01)	10,600	10,000	195,640	10,000
005	Processing of Reclamation and Jetty Licences (Ch. 57:01)	470,000	470,000	506,000	470,000
006	Approval of Building Plans on Lands subject to State Leases (Ch. 57:01)	1,250	2,000	2,000	2,000
007	Grant of Consent to Assign (Ch. 57:01)	306,584	90,000	407,570	350,000
		815,081	585,000	1,581,870	857,000
AT4	CHIEF STATE SOLICITOR MINISTRY OF THE ATTORNEY GENERAL AND LEGAL AFFAIRS				
001	State Solicitor	265,115	300,000	103,180	250,000
002	Administrator General (Chap 9:01)	20,486	25,000	45,530	25,000
004	Public Trustee (Ch. 9:01)	5,789	6,500	2,420	6,000
		291,390	331,500	151,130	281,000
AT6	REGISTRAR GENERAL MINISTRY OF THE ATTORNEY GENERAL AND LEGAL AFFAIRS				
001	Registrar General (Chap 19:03)	37,302,840	38,000,000	35,033,760	35,000,000
002	Application for Marriage Officers' Licence (Chap 45:01)	5,900	6,000	3,300	6,000
003	Marriage Officers' Licence Fee (Chap 45:01)	15,400	17,000	10,200	10,000
004	Renewal of Marriage Officers' Licence (Chap 45:01)	14,600	12,000	11,310	12,000
		37,338,740	38,035,000	35,058,570	35,028,000
AT7	CONTROLLER INTELLECTUAL PROPERTY OFFICE MINISTRY OF THE ATTORNEY GENERAL AND LEGAL AFFAIRS				
001	Intellectual Property Fees (Chap 82:75-82:81)	5,898,367	6,000,000	5,109,120	5,500,000
CA1	PERMANENT SECRETARY MINISTRY OF COMMUNITY DEVELOPMENT, CULTURE AND THE ARTS				
001	Fees - National Academy for the Performing Arts	47,777	-	-	-
CM1	PERMANENT SECRETARY MINISTRY OF COMMUNICATIONS (FORMERLY MIN. OF PUBLIC ADMIN. & COMMUNICATIONS)				
003	Censor Cinematograph Film (Ch. 20:10) (Formerly PA1 Min of Public Administration and Communication)	-	40,000	37,920	42,000
	Administrative Fees and Charges Carried Forward	44,725,645	45,481,700	42,240,590	41,996,200

Trinidad and Tobago

Head 07 - OTHER NON-TAX REVENUE

Sub-Head / Receiver / Item / Sub-Item		2018 Actual	2019 Estimates	2019 Revised Estimates	2020 Estimates
01	Administrative Fees and Charges - Brought Forward	\$ 44,725,645	\$ 45,481,700	\$ 42,240,590	\$ 41,996,200
EB1	CHIEF ELECTION OFFICER ELECTIONS AND BOUNDARIES COMMISSION				
001	Fees for the replacement of Identification Cards (Chap 2: 01)	296,620	300,000	295,470	300,000
ED1	PERMANENT SECRETARY MINISTRY OF EDUCATION				
004	External Examination - Local Fees for Candidates	73,132	200,000	140,560	142,000
006	Polytechnic Registration	70	3,000	2,700	100
007	Polytechnic Tuition	274	10,000	9,000	200
008	Polytechnic Laboratory	80	2,500	-	100
012	Registration of Teachers	11,585	12,000	11,010	11,500
013	Examination Fees not elsewhere classified	1,289,704	1,500,000	4,253,920	1,500,000
014	Sale of Dictionary of Occupational Titles	-	-	-	-
015	Fees - Certified Examinations Statements & Transcripts	1,680	3,000	1,350	2,000
016	Textbook Rental Programme - Fees	300	2,500	-	-
017	Examination Fees	12,130	15,000	8,700	12,000
		1,388,955	1,748,000	4,427,240	1,667,900
EN1	PERMANENT SECRETARY MINISTRY OF ENERGY AND ENERGY INDUSTRIES				
001	Petroleum Testing Laboratory	-	-	-	-
002	Fees for Competitive Bidding - Petroleum (Ch. 62:01)	-	3,390,000	2,364,600	2,500,000
004	Oil Impost (Chap. 62: 01, Sec. 72-74)	114,328,325	115,000,000	70,685,500	115,000,000
006	Signature Bonuses - Competitive Bidding (Chap. 62: 01)	-	-	20,301,000	5,000,000
007	Application Fees-Exploration & Production Licences	500	500	500	500
008	Application Fees- Petrochemical Licences (Chap. 62: 01)	-	-	-	-
009	Application Fees- Lease Operators (Chap. 62: 01)	-	-	-	-
010	Fees for Competitive Bidding - Quarries (Ch 61: 03)	292,000	-	67,000	70,000
011	Application Fees- Bids for Wholesale Marketing Licences (Chap. 62: 01)	-	-	-	-
013	Fees - Miscellaneous	4,600	4,500	3,100	4,000
014	Production Bonus- North Coast Marine Area 1 (NCMA1)	-	-	-	-
015	Production Bonuses- Other Companies (Chap. 62: 01)	-	-	-	-
016	Bunkering Company Licence Fee (Ex-vessel and Ex-wharf) (Chap. 62: 01)	27,023	27,200	201,420	27,200
017	Bunkering Vessel Inspection Fee (Ex-vessel) (Ch. 62: 01)	6,756	6,800	6,800	6,800
	Administrative Fees and Charges Carried Forward	161,070,424	165,958,700	140,593,220	166,572,600

Trinidad and Tobago

Head 07 - OTHER NON-TAX REVENUE

Sub-Head / Receiver / Item / Sub-Item		2018 Actual	2019 Estimates	2019 Revised Estimates	2020 Estimates
01	Administrative Fees and Charges - Brought Forward	\$ 161,070,424	\$ 165,958,700	\$ 140,593,220	\$ 166,572,600
018	Facility Inspection Fee (Ex-wharf)(Ch. 62:01)	6,755	6,800	6,800	6,800
019	Fees - Utility Scale Renewable Energy Projects	-	-	-	-
020	Fees - Request for Proposal (RFP)	-	-	141,860	-
		114,665,959	118,435,800	93,778,580	122,615,300
ET1	REGISTRAR EQUAL OPPURTUNITY TRIBUNAL				
001	Fees	7,326	9,000	4,710	7,000
FA1	PERMANENT SECRETARY MINISTRY OF FOREIGN AND CARICOM AFFAIRS				
002	Diplomatic Mail Service Charge (Chapter 77:01)	2,137,812	2,500,000	4,047,670	2,000,000
FN1	COMPTROLLER OF ACCOUNTS MINISTRY OF FINANCE				
001	Licence Fees - Financial Institutions other than Commercial Banks	-	-	20	100
FN2	CHAIRMAN BOARD OF INLAND REVENUE MINISTRY OF FINANCE				
001	Cinematograph Arrangement Fee (Chap 77:03 Sec 10)	33,000	33,000	39,820	33,000
002	Warden's Search Fees	59,467	70,000	64,600	63,000
003	Pension Plan - Registration Fee (Ch. 84:01)	490	500	460	500
		92,957	103,500	104,880	96,500
FN3	COMPTROLLER OF CUSTOMS AND EXCISE MINISTRY OF FINANCE				
001	Comptroller of Customs and Excise (Ch. 78:01)	11,247,665	10,000,000	10,458,850	10,000,000
002	Processing of Bills of Sight (Ch. 78:01)	7,301	40,000	98,940	98,000
003	Container Processing Fees (Ch. 78:01)	39,028,123	35,000,000	31,646,600	35,000,000
004	Customs Declaration Transaction User Fee (Chap 78:01)	9,441,115	9,000,000	6,972,090	7,500,000
		59,724,204	54,040,000	49,176,480	52,598,000
FN7	SUPERVISOR OF INSOLVENCY OFFICE OF THE SUPERVISOR OF INSOLVENCY				
001	Fees for Licences and Other Services under the Bankruptcy and Insolvency Act No. 26 of 2007	2,281,811	2,700,000	22,750	1,000,000
	Administrative Fees and Charges Carried Forward	225,321,289	225,318,000	194,098,390	222,281,000

Trinidad and Tobago

Head 07 - OTHER NON-TAX REVENUE

Sub-Head / Receiver / Item / Sub-Item		2018 Actual	2019 Estimates	2019 Revised Estimates	2020 Estimates
01	Administrative Fees and Charges - Brought Forward	\$ 225,321,289	\$ 225,318,000	\$ 194,098,390	\$ 222,281,000
HE1	PERMANENT SECRETARY MINISTRY OF HEALTH				
003 009	Chemist (Ch. 30:01)(Ch. 30:03) Public Health Inspectors Overtime Allowances	354,315 -	320,000 -	576,790 -	350,000 -
IC2	REGISTRAR INTEGRITY COMMISSION	354,315	320,000	576,790	350,000
001	Legal Judgements in favour of the Integrity Commission	-	20,000	68,900	50,000
LE1	PERMANENT SECRETARY MINISTRY OF LABOUR AND SMALL ENTERPRISE DEVELOPMENT				
001 002 003	Registrar, Trade Unions (Chap 88:02) Commissioner of Co-operatives (Chap 81:03) Registrar, Friendly Societies (Chap 32:50)	37 70 147	50 50 100	35 20 60	50 50 100
MJ1	CHIEF MAGISTRATE MAGISTRACY - JUDICIARY	254	200	115	200
001 002 003 004	District and Petty Civil Courts (Chap 4:21) Magistrates' Courts (Chap 4:20) Liquor Licences - Application Fees (Chap 84:10) Magistrates' Notes of Evidence (Chap 4:20)	86,164 106,462 47,429 196,713	35,000 115,000 50,000 190,000	31,390 88,020 44,980 171,910	35,000 115,000 50,000 190,000
NS1	PERMANENT SECRETARY MINISTRY OF NATIONAL SECURITY	436,768	390,000	336,300	390,000
001 002 003 004 005 006 007 008	Naturalisation Certificates (Chap 1:50) Registration as a Citizen (Chap 1:50) Work Permits - Application Fees (Chap 18:01) Work Permits - Duration Fees (Chap 18:01) Travelling Salesmen - Permit Fees (Chap 18:01) Certificate of Residence (Chap 18:01) Trinidad and Tobago Forensic Science Centre-Fees for Services (Chap 7:02) Overseas Missionary Permits (Chap 18:01)	700 57,475 2,544,150 17,202,750 - 167,940 8,100 60,000	1,500 55,000 2,800,000 18,000,000 - 150,000 50,000 60,000	2,540 44,930 2,420,200 17,792,400 - 116,100 14,990 60,000	1,500 55,000 2,500,000 18,000,000 - 120,000 13,000 60,000
		20,041,115	21,116,500	20,451,160	20,749,500
	Administrative Fees and Charges Carried Forward	246,153,741	247,164,700	215,531,655	243,820,700

Trinidad and Tobago
Head 07 - OTHER NON-TAX REVENUE

Sub-Head / Receiver / Item / Sub-Item	2018 Actual	2019 Estimates	2019 Revised Estimates	2020 Estimates
01 Administrative Fees and Charges - Brought Forward	\$ 246,153,741	\$ 247,164,700	\$ 215,531,655	\$ 243,820,700
NS2 CHIEF IMMIGRATION OFFICER MINISTRY OF NATIONAL SECURITY				
001 Passport and Permit Fees (Chap 18:01)	40,186,479	40,000,000	37,702,550	40,000,000
002 Immigration - Boarding and Clearing Fees (Chap 18:01)	1,223,050	1,300,000	1,178,550	1,200,000
005 Restoration of Citizenship - Application Fees (Chap 1:50)	7,022	3,000	2,300	2,500
006 Restoration of Citizenship - Certificate Fees (Chap 1:50)	48,608	18,000	15,050	18,000
007 Issue of Letters Confirming Citizenship or Residence (Chap 18:01)	200,907	160,000	159,800	160,000
	41,666,066	41,481,000	39,058,250	41,380,500
NS3 COMMISSIONER OF POLICE TRINIDAD AND TOBAGO POLICE SERVICE				
001 Clothing and Powder Cart	-	1,500	-	500
003 Miscellaneous	10,228,784	10,000,000	9,699,700	10,000,000
004 Fees for lodgement of firearms (Ch. 16:01)	106,420	110,000	95,240	100,000
	10,335,204	10,111,500	9,794,940	10,100,500
NS4 CHIEF FIRE OFFICER MINISTRY OF NATIONAL SECURITY				
001 Special Services (Ch. 35:50)	599,467	620,000	658,010	620,000
PA1 PERMANENT SECRETARY MINISTRY OF PUBLIC ADMINISTRATION (FORMERLY MINISTRY OF PUBLIC ADMIN. & COMM)				
001 Censor Cinematograph Film (Ch. 20:10) (Transferred to Min of Communications)	46,188	-	-	-
PL2 DIRECTOR OF STATISTICS MINISTRY OF PLANNING AND DEVELOPMENT				
001 Supply of Statistical Information (Ch.19:02)	-	-	-	-
002 Computer Service (C.S.O.) (Ch.19:02)	-	-	-	-
	-	-	-	-
PUI PERMANENT SECRETARY MINISTRY OF PUBLIC UTILITIES				
004 Government Electrical Inspector's Fees (Ch. 54:72)	4,570,543	4,800,000	4,532,650	4,500,000
Administrative Fees and Charges Carried Forward	303,371,209	304,177,200	269,575,505	300,421,700

Trinidad and Tobago

Head 07 - OTHER NON-TAX REVENUE

Sub-Head / Receiver / Item / Sub-Item		2018 Actual	2019 Estimates	2019 Revised Estimates	2020 Estimates
01	Administrative Fees and Charges - Brought Forward	\$ 303,371,209	\$ 304,177,200	\$ 269,575,505	\$ 300,421,700
005	Specialized Services - Meteorological Services Division	23,220	25,000	20,750	25,000
006	Water Improvement Rates (Chap 54:41)	210,029,805	230,000,000	231,000,000	296,054,000
		214,623,568	234,825,000	235,553,400	300,579,000
SC1	DIRECTOR OF PERSONNEL ADMINISTRATION SERVICE COMMISSIONS DEPARTMENT				
001	Civil Service Entrance Examination Fees(Ch. 23:01)	703,600	200,000	168,450	185,000
002	Fees for copies of judgement orders by the Police Service Commission (Ch.01:01)	-	-	-	-
		703,600	200,000	168,450	185,000
SD1	PERMANENT SECRETARY MINISTRY OF SOCIAL DEVELOPMENT AND FAMILY SERVICES				
001	Adult classes	18	50	22	50
SJ1	REGISTRAR SUPREME COURT - JUDICIARY				
001	Registrar, Supreme Court (Chap 4:01)	2,109,943	2,200,000	2,133,869	2,200,000
002	Commissioner, Workman's Compensation Ordinance (Chap 88:05)	7,406	2,000	3,030	3,000
003	Notaries Public Registration Fees (Chap 6:51)	4,000	2,000	4,000	4,000
004	Marshal (Chap 4:01)	1,516	3,000	1,750	2,000
		2,122,865	2,207,000	2,142,649	2,209,000
SP1	PERMANENT SECRETARY MINISTRY OF SPORT AND YOUTH AFFAIRS				
001	Community Swimming Pools	118,411	200,000	111,700	115,000
TA1	REGISTRAR TAX APPEAL BOARD				
001	Appeal Board	68	5,000	300	1,000
WT2	TRANSPORT COMMISSIONER MINISTRY OF WORKS AND TRANSPORT				
001	Weighbridge Fees (Chap 48:50)	502,840	520,000	426,780	500,000
002	Miscellaneous	-	-	-	-
003	Registration Fee for Testing Station (Chap 48:50)	4,000	2,000	51,000	4,000
004	Renewal Fee for Testing Station (Chap 48:50)	27,500	30,000	32,000	30,000
	Administrative Fees and Charges Carried Forward	516,903,536	537,366,250	503,529,156	599,544,750

Trinidad and Tobago
Head 07 - OTHER NON-TAX REVENUE

Sub-Head / Receiver / Item / Sub-Item		2018 Actual	2019 Estimates	2019 Revised Estimates	2020 Estimates
01	Administrative Fees and Charges - Brought Forward	\$ 516,903,536	\$ 537,366,250	\$ 503,529,156	\$ 599,544,750
005	Examiner Certificate Fee (Chap 48:50)	11,100	8,000	18,200	18,000
006	Renewal of Examiner Certificate Fee (Chap 48:50)	11,100	5,000	16,500	16,000
		556,540	565,000	544,480	568,000
WT3	DIRECTOR MARITIME SERVICES MINISTRY OF WORKS AND TRANSPORT				
001	Shipping Office Fees (Chap 50:10)	25,160	50,000	26,160	50,000
002	Vessel lay up Fees	-	-	27,655,930	2,555,000
003	Transshipment Activities Fees	-	-	158,310	1,000,000
		25,160	50,000	27,840,400	3,605,000
	Sub-Head Total	516,950,896	537,429,250	531,404,256	603,183,750
02	<u>Fines and Forfeitures</u>				
CM1	PERMANENT SECRETARY MINISTRY OF COMMUNICATIONS (FORMERLY MIN. OF PUBLIC ADMIN. & COMMUNICATIONS)				
001	Penalties and Fines - National Library and Information Services (NALIS) Formerly Central Library (Formerly PA1 Min of Public Administration)	-	15,000	-	-
FN1	COMPTROLLER OF ACCOUNTS MINISTRY OF FINANCE				
001	Fines and Penalties under the Financial Institutions Act No 26 of 2008 (Ch. 79:09)	524	100,000	776,690	100,000
FN3	COMPTROLLER OF CUSTOMS AND EXCISE MINISTRY OF FINANCE				
001	Fines and Seizures (Ch. 78:50)(Ch. 78:01)	4,310,011	4,300,000	2,317,880	2,500,000
FN6	PERMANENT SECRETARY MINISTRY OF FINANCE				
001	Penalties - Securities & Exchange Commission (Chap 83:02)	1,212,918	1,200,000	9,640,540	1,200,000
	Fines and Forfeitures Carried Forward	5,523,453	5,615,000	12,735,110	3,800,000

Trinidad and Tobago

Head 07 - OTHER NON-TAX REVENUE

Sub-Head / Receiver / Item / Sub-Item		2018 Actual	2019 Estimates	2019 Revised Estimates	2020 Estimates
02	Fines and Forfeitures - Brought Forward	\$ 5,523,453	\$ 5,615,000	\$ 12,735,110	\$ 3,800,000
IC1	REGISTRAR INDUSTRIAL COURT				
001	Fines (Ch. 88:01)	414,000	300,000	341,500	360,000
MJ1	CHIEF MAGISTRATE MAGISTRACY - JUDICIARY				
001	Magistrates' Courts (Chap 4:20)	27,967,494	30,000,000	24,315,770	25,000,000
002	Petty Civil Courts (Chap 4:21)	-	100	50	100
003	Poundage Fees (Chap 67:03)	3,700	4,000	4,350	4,000
004	Miscellaneous	100,207	300,000	26,000	10,000
005	Motor Vehicles and Road Traffic (Fixed Penalty) (Amendment) Regulations, 1984 (Ticket System) (Chap 48:52)	61,113,370	64,000,000	48,156,920	50,000,000
		89,184,771	94,304,100	72,503,090	75,014,100
NS2	CHIEF IMMIGRATION OFFICER MINISTRY OF NATIONAL SECURITY				
001	Fines (Chap 18:01)	307,500	2,000	41,520	35,000
NS4	CHIEF FIRE OFFICER MINISTRY OF NATIONAL SECURITY				
001	Fines (Chap 35:50)	-	-	-	-
NS5	COMMISSIONER OF PRISONS MINISTRY OF NATIONAL SECURITY				
001	Fines (Chap 13:01)	-	3,000	1,000	1,000
PA1	PERMANENT SECRETARY MINISTRY OF PUBLIC ADMINISTRATION (FORMERLY MINISTRY OF PUBLIC ADMIN. & COMM)				
001	Penalties and Fines - National Library and Information Services (NALIS) Formerly Central Library (Transferred to CMI Min of Communications)	-	-	-	-
SC1	DIRECTOR OF PERSONNEL ADMINISTRATION SERVICE COMMISSIONS DEPARTMENT				
001	Fines (Chap. 1:01)	-	-	-	-
	Fines and Forfeitures Carried Forward	95,429,724	100,224,100	85,622,220	79,210,100

Trinidad and Tobago
Head 07 - OTHER NON-TAX REVENUE

Sub-Head / Receiver / Item / Sub-Item		2018 Actual	2019 Estimates	2019 Revised Estimates	2020 Estimates
02	Fines and Forfeitures - Brought Forward	\$ 95,429,724	\$ 100,224,100	\$ 85,622,220	\$ 79,210,100
SJ1	REGISTRAR SUPREME COURT - JUDICIARY				
001	Supreme Court (Chap 4: 01)	232,717	260,000	169,620	150,000
002	Poundage Fees (Chap. 4: 01)	69,665	150,000	75,670	95,000
		302,382	410,000	245,290	245,000
WT2	TRANSPORT COMMISSIONER MINISTRY OF WORKS AND TRANSPORT				
001	Fines - Late Registration of Transfer (Used Motor Vehicles)(Ch. 48:50)	15,200	50,000	64,220	50,000
002	Penalty-Late Renewal of Driving Permits (Ch. 48:50)	6,053,250	5,900,000	5,186,090	5,400,000
		6,068,450	5,950,000	5,250,310	5,450,000
	Sub-Head Total	101,800,556	106,584,100	91,117,820	84,905,100
03	<u>Pension Contributions</u>				
FN1	COMPTROLLER OF ACCOUNTS MINISTRY OF FINANCE				
001	Contributions to Widows' and Orphans' Pension Scheme (Chap. 23: 54)	771,356	700,000	534,100	650,000
002	Police Service- Contribution to Superannuation Fund (Chap. 23: 52)	9,225,031	8,000,000	5,955,560	7,000,000
003	Fire Services - Contribution to Superannuation Fund (Chap. 23: 52)	3,040,582	3,500,000	3,430,920	3,000,000
005	Trinidad and Tobago Defence Force - Contribution to Superannuation Fund (Chap. 23: 52)	32,323,553	28,500,000	29,571,300	30,000,000
006	Members of Parliament	977,058	1,000,000	967,640	1,000,000
007	Heads of Missions (Chap. 17: 04)	226,679	223,000	283,350	300,000
008	Officers on Secondment (Chap. 23: 52)				
02	University of the West Indies	110,835	50,000	44,470	50,000
11	Trinidad and Tobago Bureau of Standards	-	-	-	-
12	Legal Aid and Advisory Authority	-	-	-	-
16	Airports Authority of Trinidad and Tobago	-	-	-	-
20	National Institute of Higher Education Research Science and Technology (NIHERST)	-	-	-	-
23	Public Services Association	48,220	-	-	60,000
33	Trinidad & Tobago Securities & Exchange Commission	-	-	-	90,000
	Pension Contributions Carried Forward	46,723,314	41,973,000	40,787,340	42,150,000

Trinidad and Tobago

Head 07 - OTHER NON-TAX REVENUE

Sub-Head / Receiver / Item / Sub-Item		2018 Actual	2019 Estimates	2019 Revised Estimates	2020 Estimates
03	Pension Contributions - Brought Forward	\$ 46,723,314	\$ 41,973,000	\$ 40,787,340	\$ 42,150,000
34	Trinidad & Tobago Industrial Development Corporation (TIDCO)	-	-	-	-
35	National Agricultural Marketing and Development Corporation (NAMDEVCO)	-	-	-	-
37	College of Science Technology and Applied Arts of Trinidad and Tobago	-	-	187,900	-
39	Telecommunications Authority of T & T	-	-	-	50,000
40	University of Trinidad and Tobago (UTT)	-	-	-	100,000
		48,220	-	187,900	300,000
009	Prison Service - Contribution to Superannuation Fund (Chap.13:02)	4,756,129	4,500,000	4,245,570	3,700,000
	Sub-Head Total	51,479,443	46,473,000	45,220,810	46,000,000
04	<u>Non-Industrial Sales</u>				
AL1	PERMANENT SECRETARY MINISTRY OF AGRICULTURE, LAND AND FISHERIES				
001	Sale of Plants and Produce				
01	St. Augustine Station	1,036,802	1,200,000	899,680	900,000
02	La Reunion Station	441,507	600,000	548,790	550,000
04	Marper Farm	169,173	600,000	271,640	280,000
		1,647,482	2,400,000	1,720,110	1,730,000
004	Central Experimental Station	554,430	500,000	203,100	250,000
005	Extension Services Division	61,984	90,000	71,250	65,000
006	St. Joseph Farm - Trinidad	316,401	500,000	441,900	440,000
009	Sale of Apiary Products	8,165	15,000	9,930	8,000
010	Chaguaramas Estate	-	2,000	500	500
012	Chaguaramas Agricultural Development Project	81,108	60,000	84,180	80,000
016	Sale of Drugs	46,955	75,000	47,830	50,000
018	Hillside Station (St Michael Estate)	1,850	3,000	200	1,500
021	La Pastora Station (Horticulture Division)	395,038	500,000	406,120	420,000
023	Forests - Miscellaneous	66,241	90,000	72,330	90,000
024	Forests - Sale of Timber and Produce	3,785,632	8,000,000	3,986,400	3,550,000
		6,965,286	12,235,000	7,043,850	6,685,000
AL2	DIRECTOR OF SURVEYS MINISTRY OF AGRICULTURE, LAND AND FISHERIES				
001	Hydrographic Unit - Sale of Nautical Documents	2,860	3,500	4,960	5,000
	Non-Industrial Sales Carried Forward	6,968,146	12,238,500	7,048,810	6,690,000

Trinidad and Tobago

Head 07 - OTHER NON-TAX REVENUE

Sub-Head / Receiver / Item / Sub-Item		2018 Actual	2019 Estimates	2019 Revised Estimates	2020 Estimates
04	Non-Industrial Sales - Brought Forward	\$ 6,968,146	\$ 12,238,500	\$ 7,048,810	\$ 6,690,000
002	Surveys - Sale of Maps, cadastral information and Other related documents	53,170	60,000	59,880	60,000
003	Sale of Survey Control Information (Ch. 58:04)	13,800	9,500	18,000	18,000
004	Sale of Digital Products (Ch. 58:04)	55,287	60,000	41,890	45,000
		125,117	133,000	124,730	128,000
AT5	PERMANENT SECRETARY MINISTRY OF THE ATTORNEY GENERAL AND LEGAL AFFAIRS				
001	Sale of Publications (Chap. 3:02)	25,600	60,000	54,200	60,000
CA1	PERMANENT SECRETARY MINISTRY OF COMMUNITY DEVELOPMENT, CULTURE AND THE ARTS				
001	Sale of Goods	1,150	3,000	750	800
002	National Cultural Council - Sale of Literature	-	-	-	-
		1,150	3,000	750	800
CM1	PERMANENT SECRETARY MINISTRY OF COMMUNICATIONS (FORMERLY MIN. OF PUBLIC ADMIN. & COMMUNICATIONS)				
001	Printing and Stationery (Formerly PAI Min of Public Administration)	-	200,000	227,780	225,000
EB1	CHIEF ELECTION OFFICER ELECTIONS AND BOUNDARIES COMMISSION				
001	Electoral - Sale of Lists (Chap 2:01)	11,422	15,000	29,360	50,000
002	Electoral - Sale of I.D. Cards and Loss of Original (Chap. 2:01)	-	-	-	-
003	Electoral Sale of Maps (Chap 2:01)	6,959	10,000	10,790	30,000
004	Electoral - Sale of Reports (Chap 2:01)	200	2,000	1,470	4,000
		18,581	27,000	41,620	84,000
EN1	PERMANENT SECRETARY MINISTRY OF ENERGY AND ENERGY INDUSTRIES				
001	Sale of Reports and Maps	655,297	200,000	6,600	10,000
FN1	COMPTROLLER OF ACCOUNTS MINISTRY OF FINANCE				
	SALE OF GOVERNMENT STORES AND OTHER PROPERTY				
001	Sale of obsolete, redundant and unserviceable Government Stores and Property (Ch. 71:91)	2,002,137	3,000,000	1,883,000	3,000,000
	Non-Industrial Sales Carried Forward	9,793,168	15,858,000	9,382,530	10,192,800

Trinidad and Tobago

Head 07 - OTHER NON-TAX REVENUE

Sub-Head / Receiver / Item / Sub-Item		2018 Actual	2019 Estimates	2019 Revised Estimates	2020 Estimates
04	Non-Industrial Sales - Brought Forward	\$ 9,793,168	\$ 15,858,000	\$ 9,382,530	\$ 10,192,800
FN3	COMPTROLLER OF CUSTOMS AND EXCISE MINISTRY OF FINANCE				
001	Sale of Spirits Stock Books (Ch. 84:10)	6,489	7,000	6,390	6,400
002	Sale of Certificate Books (Spirit Removal) (Ch. 84:10)	97,253	70,000	105,940	105,000
003	Sale of Certificate Books (Petrol Removal) (Ch. 78:50)	110,400	50,000	30,600	50,000
004	Sale of Goods	274,813	250,000	40	100
		488,955	377,000	142,970	161,500
HE1	PERMANENT SECRETARY MINISTRY OF HEALTH				
003	Sale of Stores	-	-	-	-
IC1	REGISTRAR INDUSTRIAL COURT				
001	Sale of Publications	202,050	200,000	249,760	250,000
NS5	COMMISSIONER OF PRISONS MINISTRY OF NATIONAL SECURITY				
001	Prison Industries	49,360	100,000	50,000	50,000
PA1	PERMANENT SECRETARY MINISTRY OF PUBLIC ADMINISTRATION (FORMERLY MINISTRY OF PUBLIC ADMIN. & COMM)				
001	Printing and Stationery (Transferred to CMI Min of Communications)	200,262	-	-	-
SJ1	REGISTRAR SUPREME COURT - JUDICIARY				
001	Sale of Annual Index	203,193	250,000	175,070	200,000
SP1	PERMANENT SECRETARY MINISTRY OF SPORT AND YOUTH AFFAIRS				
001	Persto Praesto Estate - Sale of Produce	529	15,000	4,060	-
002	Chatham Youth Camp	2,061	15,000	2,000	2,000
		2,590	30,000	6,060	2,000
	Non-Industrial Sales Carried Forward	10,939,578	16,815,000	10,006,390	10,856,300

Trinidad and Tobago
Head 07 - OTHER NON-TAX REVENUE

Sub-Head / Receiver / Item / Sub-Item		2018 Actual	2019 Estimates	2019 Revised Estimates	2020 Estimates
04	Non-Industrial Sales - Brought Forward	\$ 10,939,578	\$ 16,815,000	\$ 10,006,390	\$ 10,856,300
TA1	REGISTRAR TAX APPEAL BOARD				
001	Sale of Publications	546	-	-	-
WT2	TRANSPORT COMMISSIONER MINISTRY OF WORKS AND TRANSPORT				
002	Sale of Inspection Stickers (Chap. 48:50)	8,007,500	4,200,000	15,675,250	8,000,000
WT3	DIRECTOR MARITIME SERVICES MINISTRY OF WORKS AND TRANSPORT				
001	Sale of Records	86,820	120,000	120,200	120,000
002	Navigational Aids	-	-	-	-
		86,820	120,000	120,200	120,000
	Sub-Head Total	19,034,444	21,135,000	25,801,840	18,976,300
06	Other (Miscellaneous)				
AG1	DEPUTY AUDITOR GENERAL AUDITOR GENERAL DEPARTMENT				
	CONTRIBUTION FOR AUDIT ACCOUNTS				
001	Port-of-Spain Corporation	424,592	-	-	-
002	San Fernando Corporation	-	-	-	-
003	Arima Borough Corporation	-	-	-	-
004	Point Fortin Borough Corporation	-	-	-	-
005	Agricultural Development Bank	-	-	137,700	-
006	Regional Corporations	215,385	330,000	159,370	330,000
	CONTRIBUTION FOR AUDIT ACCOUNTS				
008	Public Transport Service Corporation	-	-	147,300	-
009	Other Authorities	1,650,017	1,700,000	1,480,000	1,772,000
010	Chaguanas Borough Corporation	-	-	90,540	-
		2,289,994	2,030,000	2,014,910	2,102,000
AT4	CHIEF STATE SOLICITOR MINISTRY OF THE ATTORNEY GENERAL AND LEGAL AFFAIRS				
001	Recovery of Cost	229,099	400,000	722,310	420,000
	Other (Miscellaneous) Carried Forward	2,519,093	2,430,000	2,737,220	2,522,000

Trinidad and Tobago

Head 07 - OTHER NON-TAX REVENUE

Sub-Head / Receiver / Item / Sub-Item	2018 Actual	2019 Estimates	2019 Revised Estimates	2020 Estimates
06 Other (Miscellaneous) - Brought Forward	\$ 2,519,093	\$ 2,430,000	\$ 2,737,220	\$ 2,522,000
CA1 PERMANENT SECRETARY MINISTRY OF COMMUNITY DEVELOPMENT, CULTURE AND THE ARTS				
002 Proceeds from Best Village	-	100,000	-	-
ED1 PERMANENT SECRETARY MINISTRY OF EDUCATION				
001 Recoveries of Expenses from Government Scholars	9,507,844	8,700,000	8,497,030	8,700,000
EN1 PERMANENT SECRETARY MINISTRY OF ENERGY AND ENERGY INDUSTRIES				
001 Seismographic Surveys	5,631,724	1,600,000	6,432,600	6,000,000
002 Surplus Income from the Sale of Petroleum Products (Chap 62:02)	33,094,713	18,000,000	70,545,310	250,000,000
	38,726,437	19,600,000	76,977,910	256,000,000
FA1 PERMANENT SECRETARY MINISTRY OF FOREIGN AND CARICOM AFFAIRS				
001 Contribution of Overseas Staff towards the Cost of Living Accommodation (Chap. 23:01)	692,587	800,000	699,030	700,000
FN1 COMPTROLLER OF ACCOUNTS MINISTRY OF FINANCE				
001 Gain on Sale of Investments	2,554	1,000	3,600	5,000
002 Recoveries of Overpayments relating to previous years (Chap 69:01)	54,299,809	45,000,000	41,695,070	45,000,000
005 Life Insurance Companies Salary Deduction Plan	659,980	520,000	524,520	520,000
008 Telephone, Telegram and Cablegram Charges	86,491	1,000	500	1,000
009 Government Vehicles Insurance Fund	90,216	700,000	97,600	90,000
010 Sundry	224,289	1,000,000	469,360	200,000
011 Unclaimed Deposits	1,865,542	15,000,000	7,800,000	10,000,000
012 In-operative Accounts at Commercial Banks (Chap 79:09)	16,235,055	14,000,000	19,005,000	18,000,000
016 Fees - Payment for the use of Caption - "Brokers to the Government of Trinidad and Tobago."	-	-	-	-
020 Gain on Treasury Bills	-	-	-	-
023 Net Settlement on Swap Transaction - Loan - Citibank N.A.	397,663,242	200,000,000	193,464,330	200,000,000
025 Recovery of Expenses - Items issued to Public Officers for personal use	103,254	80,000	100,840	100,000
Other (Miscellaneous) Carried Forward	522,676,393	307,932,000	352,072,010	541,838,000

Trinidad and Tobago

Head 07 - OTHER NON-TAX REVENUE

Sub-Head / Receiver / Item / Sub-Item		2018 Actual	2019 Estimates	2019 Revised Estimates	2020 Estimates
06	Other (Miscellaneous) - Brought Forward	\$ 522,676,393	\$ 307,932,000	\$ 352,072,010	\$ 541,838,000
026 027	Caribbean Catastrophe Risk Insurance Facility Segr Withdrawal, Redemption, Demonetization of One Cent Coin	47,140,650 -	- -	17,162,800 -	- -
		518,371,082	276,302,000	280,323,620	273,916,000
FN3	COMPTROLLER OF CUSTOMS AND EXCISE MINISTRY OF FINANCE				
001	Excise Warehouse (Ch. 78:50)	144,394	150,000	450,000	450,000
NS2	CHIEF IMMIGRATION OFFICER MINISTRY OF NATIONAL SECURITY				
001	Refund of Repatriation Expenses (Chap 18:01)	-	-	-	-
PA1	PERMANENT SECRETARY MINISTRY OF PUBLIC ADMINISTRATION (FORMERLY MINISTRY OF PUBLIC ADMIN. & COMM)				
001	Recoveries of Expenses from Government Scholars	-	-	-	-
PL1	PERMANENT SECRETARY MINISTRY OF PLANNING AND DEVELOPMENT				
003	Damages and Recovery of Cost - Environmental Management Authority (Chap 35:05)	180,804	150,000	142,000	150,000
WT3	DIRECTOR MARITIME SERVICES MINISTRY OF WORKS AND TRANSPORT				
001	Overtime to Maritime Services Division	32,801	40,000	29,370	40,000
002	Navigational Aids Dues (formerly Operation and Maintenance of Navigational Aids) (Chap. 50:10)	7,094,732	7,100,000	7,072,520	7,100,000
003	Surveys and Examinations (Chap. 50:08)	65,038	70,000	63,780	70,000
		7,192,571	7,210,000	7,165,670	7,210,000
Sub-Head Total		577,334,812	315,442,000	376,992,480	549,648,000

Trinidad and Tobago
Head 08 - REPAYMENT OF PAST LENDING

Sub-Head / Receiver / Item / Sub-Item		2018 Actual	2019 Estimates	2019 Revised Estimates	2020 Estimates
03	Repayment of Loans by Public Enterprises	\$ 15,987,527	\$ 145,112,500	\$ 1,344,612,504	\$ 5,000,000
04	Repayment of Loans by Other Enterprises	-	-	-	-
06	Repayment of Other Loans	16,739,078	22,370,000	17,756,254	22,014,900
07	Repayment of International Loans	-	-	-	-
Total		32,726,605	167,482,500	1,362,368,758	27,014,900

Estimates 2020	27,014,900
Revised Estimates 2019	1,362,368,758
Decrease	1,335,353,858

Sub-Head / Receiver / Item / Sub-Item		2018 Actual	2019 Estimates	2019 Revised Estimates	2020 Estimates
03	Repayment of Loans by Public Enterprises	\$	\$	\$	\$
FN1	COMPTROLLER OF ACCOUNTS MINISTRY OF FINANCE				
002	Trinidad and Tobago Mortgage Finance Company Limited	10,692,198	138,812,500	138,812,504	-
023	PETROTRIN - Energy Sector Loan	-	-	1,200,000,000	-
028	Trinidad Generation Unlimited	-	-	-	-
		10,692,198	138,812,500	1,338,812,504	-
HS1	PERMANENT SECRETARY MINISTRY OF HOUSING AND URBAN DEVELOPMENT				
003	Shelter Construction Financing Facility	5,295,329	6,300,000	5,800,000	5,000,000
Sub-Head Total		15,987,527	145,112,500	1,344,612,504	5,000,000

Trinidad and Tobago

Head 08 - REPAYMENT OF PAST LENDING

Sub-Head / Receiver / Item / Sub-Item		2018 Actual	2019 Estimates	2019 Revised Estimates	2020 Estimates
06	Repayment of Other Loans	\$	\$	\$	\$
FN1	COMPTROLLER OF ACCOUNTS MINISTRY OF FINANCE				
011	Government of St Lucia	6,752,650	6,700,000	6,400,000	6,400,000
012	Government of Grenada	-	6,170,000	-	6,114,900
013	Government of St. Vincent	-	-	-	-
014	Government of Guyana	9,986,428	9,500,000	11,356,254	9,500,000
Sub-Head Total		16,739,078	22,370,000	17,756,254	22,014,900

Trinidad and Tobago
Head 09 - CAPITAL REVENUE

Sub-Head / Receiver / Item / Sub-Item		2018 Actual	2019 Estimates	2019 Revised Estimates	2020 Estimates
02	Sale of Assets	\$ 1,588,264	\$ 1,575,000	\$ 856,763,412	\$ 901,525,000
07	Unspent Balances Stat. Boards & Similar Bodies	3,233,799	7,000,000	2,886,727	43,500,000
09	Grants	1,322,894	521,000	521,000	610,000
10	Extraordinary	830,314,819	3,000,000,000	18,533,159	3,400,000
11	Transfers from Student Revolving Loan Fund	-	-	-	-
12	Transfers from Funds	1,383,511	-	94,078,327	1,500,000
Total		837,843,287	3,009,096,000	972,782,625	950,535,000

Estimates 2020	950,535,000
Revised Estimates 2019	972,782,625
Decrease	22,247,625

Sub-Head / Receiver / Item / Sub-Item		2018 Actual	2019 Estimates	2019 Revised Estimates	2020 Estimates
02	Sale of Assets	\$	\$	\$	\$
AL3	COMMISSIONER OF STATE LANDS MINISTRY OF AGRICULTURE, LAND AND FISHERIES				
001	Sale of Lands, Formerly owned by Caroni (1975) Ltd	1,582,264	1,500,000	1,400,000	1,500,000
FNS	PERMANENT SECRETARY MINISTRY OF FINANCE (INVESTMENTS DIVISION)				
001	Sale of Shares in Methanol Holding International Limited (MHIL)	-	-	-	-
002	Sale of Other Assets	-	-	855,363,412	900,000,000
		-	-	855,363,412	900,000,000
PA1	PERMANENT SECRETARY MINISTRY OF PUBLIC ADMINISTRATION (FORMERLY MINISTRY OF PUBLIC ADMIN. & COMM)				
001	Sale of Government Buildings	-	-	-	-
002	Sale of Quarters of former Defence Officers - Diamond Vale	6,000	75,000	-	25,000
		6,000	75,000	-	25,000
Sub-Head Total		1,588,264	1,575,000	856,763,412	901,525,000

Trinidad and Tobago
Head 09 - CAPITAL REVENUE

Sub-Head / Receiver / Item / Sub-Item		2018 Actual	2019 Estimates	2019 Revised Estimates	2020 Estimates
07	<u>Unspent Balances Stat. Boards & Similar Bodies</u>	\$	\$	\$	\$
FN1	COMPTROLLER OF ACCOUNTS MINISTRY OF FINANCE				
001	Unspent Balances Stat. Boards & Similar Bodies	3,233,799	7,000,000	2,886,727	43,500,000
	Sub-Head Total	3,233,799	7,000,000	2,886,727	43,500,000
09	<u>Grants</u>				
FN1	COMPTROLLER OF ACCOUNTS MINISTRY OF FINANCE				
001	Grants	1,322,894	521,000	521,000	610,000
	Sub-Head Total	1,322,894	521,000	521,000	610,000
10	<u>Extraordinary</u>				
FN1	COMPTROLLER OF ACCOUNTS MINISTRY OF FINANCE				
010	Extraordinary Receipts	818,489,502	3,000,000,000	-	-
011	Residual Balance from the Bank Account of the Former SAUTT.	-	-	-	-
012	Residual Balance held by WISE Re: Ex-gratia payments to minority shareholders of BWIA West Indies Airways Ltd (New BWIA)	-	-	-	-
013	Residual Balance from the Bank Account of the CARICOM Trade Support Programme of Trinidad and Tobago	3,805,068	-	-	-
014	Unexpected Balances of the Venture Capital Incentive Programme (VCIP)	-	-	-	-
015	Residual Balance from the Bank Account of the Human Capital Development Facilitation Company Limited - Ministry of Tobago Development	-	-	-	-
016	T&T (BWIA Int.) Airways Corporation (Old BWIA)	-	-	-	-
		822,294,570	3,000,000,000	-	-
FN5	PERMANENT SECRETARY MINISTRY OF FINANCE (INVESTMENTS DIVISION)				
011	Liquidation of Trinidad and Tobago Forest Products Company LTD (TANTEAK)	-	-	342,784	-
	Extraordinary Carried Forward	822,294,570	3,000,000,000	342,784	-

Trinidad and Tobago
Head 09 - CAPITAL REVENUE

Sub-Head / Receiver / Item / Sub-Item		2018 Actual	2019 Estimates	2019 Revised Estimates	2020 Estimates
		\$	\$	\$	\$
10	Extraordinary - Brought Forward	822,294,570	3,000,000,000	342,784	-
012	Net Proceeds from Phoenix Park Gas Processors Ltd. Initial Public Offering	-	-	-	-
013	Dissolution of Atrius Life Insurance Company Limited	-	-	-	-
014	Winding up of the Cocoa and Coffee Industry Board (CCIB)	-	-	18,190,375	-
015	Dissolution of Trinidad & Tobago Entertainment Company Limited.	-	-	-	-
016	Dissolution of Government Human Resource Services	6,000,000	-	-	-
017	Indemnity Claim - First Citizens Bank Limited	960,933	-	-	-
018	Liquidation of Seafood Industry Development Co. Ltd	1,059,316	-	-	-
019	Winding Up of Union Estate Electricity Generation Company LTD (UEEGCL)	-	-	-	3,400,000
		8,020,249	-	18,533,159	3,400,000
	Sub-Head Total	830,314,819	3,000,000,000	18,533,159	3,400,000
12	<u>Transfers from Funds</u>				
FN1	COMPTROLLER OF ACCOUNTS MINISTRY OF FINANCE				
002	Transfer from Caroni Reserve Fund	1,383,511	-	53,504,271	1,500,000
003	Transfer of Balance from the CARICOM Trade Support Fund	-	-	40,574,056	-
	Sub-Head Total	1,383,511	-	94,078,327	1,500,000

Trinidad and Tobago

Head 10 - BORROWING

Sub-Head / Receiver / Item / Sub-Item		2018 Actual	2019 Estimates	2019 Revised Estimates	2020 Estimates
		\$	\$	\$	\$
FN1	COMPTROLLER OF ACCOUNTS MINISTRY OF FINANCE				
01	Domestic	6,349,150,606	450,000,000	5,460,367,100	1,200,000,000
02	Foreign	1,935,353,283	1,101,200,000	2,384,229,292	2,631,800,000
Total		8,284,503,889	1,551,200,000	7,844,596,392	3,831,800,000

Estimates 2020	3,831,800,000
Revised Estimates 2019	7,844,596,392
Decrease	<u>4,012,796,392</u>

Trinidad and Tobago
Head 11 - EXTRAORDINARY RECEIPTS

Sub-Head / Receiver / Item / Sub-Item		2018 Actual	2019 Estimates	2019 Revised Estimates	2020 Estimates
		\$	\$	\$	\$
FN1	COMPTROLLER OF ACCOUNTS MINISTRY OF FINANCE				
02	Transfers from the Heritage and Stabilisation Fund	-	-	-	-
Total		-	-	-	-

Estimates 2020	-
Revised Estimates 2019	-
						NIL

ESTIMATES OF REVENUE

TOBAGO

2020

ALSO INCLUDED IN MAIN REVENUE ESTIMATES

DRAFT ESTIMATES, TOBAGO, FOR 2020

Abstract of Estimated Revenue for the year ending 30th September 2020, Revised Estimates of Revenue, 2019 and Actual Revenue, 2018

Head	2018 Actual	2019 Estimates	2019 Revised Estimates	2020 Estimates
	\$	\$	\$	\$
TAX REVENUE				
01. TAXES ON INCOME AND PROFITS	132,494,160	146,355,000	132,476,000	146,330,000
02. TAXES ON PROPERTY	164,921	1,300,000	250,000	705,000
03. TAXES ON GOODS AND SERVICES	62,684,282	57,634,350	55,651,750	57,202,650
04. TAXES ON INTERNATIONAL TRADE	2,290,442	3,801,200	3,801,200	2,501,000
05. OTHER TAXES	4,976,655	5,200,000	3,000,000	3,500,000
TOTAL TAX REVENUE	202,610,460	214,290,550	195,178,950	210,238,650
NON-TAX REVENUE				
06. PROPERTY INCOME	266,697	220,000	182,500	232,500
07. OTHER NON-TAX REVENUE	5,983,361	7,212,770	5,605,760	6,193,750
TOTAL NON-TAX REVENUE	6,250,058	7,432,770	5,788,260	6,426,250
GRAND TOTAL	208,860,518	221,723,320	200,967,210	216,664,900

Head 01 - TAXES ON INCOME AND PROFITS

Sub-Head / Receiver / Item / Sub-Item		2018 Actual	2019 Estimates	2019 Revised Estimates	2020 Estimates
		\$	\$	\$	\$
FN2	CHAIRMAN BOARD OF INLAND REVENUE MINISTRY OF FINANCE				
02	Other Companies (Ch. 75:02)	9,195,879	12,000,000	9,200,000	12,000,000
03	Individuals (Ch. 75:01)	110,050,164	120,000,000	110,000,000	120,000,000
04	Withholding Tax (Ch. 75:01)	26,028	55,000	26,000	30,000
07	Business Levy (Ch. 75:02)	5,279,766	6,000,000	5,300,000	6,000,000
09	Health Surcharge (Ch. 75:05)	7,942,323	8,300,000	7,950,000	8,300,000
Total		132,494,160	146,355,000	132,476,000	146,330,000

Estimates 2020	146,330,000
Revised Estimates 2019	132,476,000
Increase	<u>13,854,000</u>

Head 02 – TAXES ON PROPERTY

Sub-Head / Receiver / Item / Sub-Item		2018 Actual	2019 Estimates	2019 Revised Estimates	2020 Estimates
01	Lands and Buildings Taxes (Ch. 76:04)	\$ 164,921	\$ 300,000	\$ 250,000	\$ 205,000
03	Property Tax	-	1,000,000	-	500,000
04	Industrial Land Tax	-	-	-	-
Total		164,921	1,300,000	250,000	705,000

Estimates 2020	705,000
Revised Estimates 2019	250,000
Increase	455,000

Sub-Head / Receiver / Item / Sub-Item		2018 Actual	2019 Estimates	2019 Revised Estimates	2020 Estimates
01	Lands and Buildings Taxes (Ch. 76:04)	\$	\$	\$	\$
R08	REVENUE OFFICER IV TOBAGO				
001	Lands and Buildings Taxes (Ch. 76:04)	164,921	300,000	250,000	205,000
Sub-Head Total		164,921	300,000	250,000	205,000
03	Property Tax				
FN2	CHAIRMAN BOARD OF INLAND REVENUE MINISTRY OF FINANCE				
001	Property Tax (Act No. 18 of 2009)	-	1,000,000	-	500,000
Sub-Head Total		-	1,000,000	-	500,000

Head 02 - TAXES ON PROPERTY

Sub-Head / Receiver / Item / Sub-Item		2018 Actual	2019 Estimates	2019 Revised Estimates	2020 Estimates
04	Industrial Land Tax	\$	\$	\$	\$
FN2	CHAIRMAN BOARD OF INLAND REVENUE MINISTRY OF FINANCE				
001	Industrial Land Tax	-	-	-	-
	Sub-Head Total	-	-	-	-

Head 03 - TAXES ON GOODS AND SERVICES

Sub-Head / Receiver / Item / Sub-Item		2018 Actual	2019 Estimates	2019 Revised Estimates	2020 Estimates
04	Liquor & Miscellaneous Business Licences & Fees	\$ 1,014,325	\$ 990,800	\$ 989,800	\$ 994,500
05	Motor Vehicles Taxes and Duties (Chap. 48:50)	5,631,160	6,631,300	4,629,300	4,662,500
06	Other	14,138,751	10,008,750	10,029,150	11,540,650
07	Value Added Tax	41,888,451	40,000,000	40,000,000	40,000,000
08	Alcohol and Tobacco Taxes	11,595	3,500	3,500	5,000
Total		62,684,282	57,634,350	55,651,750	57,202,650

Estimates 2020	57,202,650
Revised Estimates 2019	55,651,750
Increase	1,550,900

Sub-Head / Receiver / Item / Sub-Item		2018 Actual	2019 Estimates	2019 Revised Estimates	2020 Estimates
04	Liquor & Miscellaneous Business Licences & Fees	\$	\$	\$	\$
FN3	COMPTROLLER OF CUSTOMS AND EXCISE MINISTRY OF FINANCE				
003	Spirit Retailers, Towns (Ch. 84:10)	16,875	22,000	30,000	30,000
004	Spirit Retailers, Elsewhere (Ch. 84:10)	152,550	150,000	150,000	150,000
007	Spirit Grocers, Elsewhere (Ch. 84:10)	215,100	220,000	220,000	220,000
008	Spirit Dealers (Ch. 84:10)	-	-	-	-
009	Special Hotel up to 15 bedrooms (Ch. 84:10)	19,125	19,500	19,500	20,000
010	Special Hotel, 16-49 bedrooms (Ch. 84:10)	50,625	55,000	52,000	52,000
011	Special Hotel, 50-150 bedrooms (Ch. 84:10)	47,250	50,000	45,000	45,000
012	Special Hotel, more than 150 bedrooms (Ch. 84:10)	9,000	10,000	10,000	10,000
013	Hotel Spirit, up to 15 bedrooms (Ch. 84:10)	6,750	2,250	2,250	2,250
014	Hotel Spirit, 16-49 bedrooms (Ch. 84:10)	-	3,500	4,500	4,500
015	Hotel Spirit, 50 - 150 bedrooms (Ch. 84:10)	-	1,000	1,000	1,000
019	Restaurant, Elsewhere (Ch. 84:10)	2,250	4,500	4,500	4,500
022	Special Restaurant, Elsewhere (Ch. 84:10)	361,969	370,000	360,000	362,000
025	Night Bar, Elsewhere (Ch. 84:10)	4,500	4,500	4,500	4,500
028	Wine Retailers, Elsewhere (Ch. 84:10)	2,026	1,800	1,800	2,000
029	Wine Merchants (Ch. 84:10)	-	1,350	1,350	1,350
038	Clubs (Chap. 21:01)	10,500	15,000	15,000	15,000
		898,520	930,400	921,400	924,100
MJ1	CHIEF MAGISTRATE MAGISTRACY - JUDICIARY				
001	Occasional (Chap. 84:10)	115,460	60,000	68,000	70,000
Liquor & Miscellaneous Business Licences & Fees Carried Forward		1,013,980	990,400	989,400	994,100

Head 03 - TAXES ON GOODS AND SERVICES

Sub-Head / Receiver / Item / Sub-Item		2018 Actual	2019 Estimates	2019 Revised Estimates	2020 Estimates
04	Liquor & Miscellaneous Business Licences & Fees - Brought Forward	\$ 1,013,980	\$ 990,400	\$ 989,400	\$ 994,100
002	Transfer Fees (Chap. 84:10)	345	400	400	400
		115,805	60,400	68,400	70,400
	Sub-Head Total	1,014,325	990,800	989,800	994,500
05	Motor Vehicles Taxes and Duties (Chap. 48:50)				
FN2	CHAIRMAN BOARD OF INLAND REVENUE MINISTRY OF FINANCE				
001	Motor Vehicles Taxes (Ch. 48:50)	46,334	15,000	15,000	15,000
003	Tax on Transfer of Used Motor Vehicles (Ch. 48:50)	1,161,750	1,000,000	1,000,000	1,000,000
		1,208,084	1,015,000	1,015,000	1,015,000
FN3	COMPTROLLER OF CUSTOMS AND EXCISE MINISTRY OF FINANCE				
001	Motor Vehicles Taxes (Ch. 48:50)	216,664	300,000	150,000	160,000
WT2	TRANSPORT COMMISSIONER MINISTRY OF WORKS AND TRANSPORT				
002	3-year Driving Permits (Ch. 48:50)	50	1,000	300	500
003	1-year Driving Permits (Ch. 48:50)	580	1,000	600	600
004	Provisional Driving Permits (Ch. 48:50)	74,480	75,000	75,000	75,000
005	Conductors Permits	-	-	-	-
006	Duplicate Permits (Ch. 48:50)	44,380	45,000	45,000	45,000
007	Taxi Drivers' Licences (Ch. 48:50)	3,685	3,200	2,000	2,500
008	Examination of Drivers (Ch. 48:50)	513,060	480,000	470,000	470,000
009	Road Permits (Ch. 48:50)	35,820	40,000	35,000	35,000
010	Inspection Fees (Ch. 48:50)	720,407	675,000	815,000	815,000
011	Driving Certificates (Ch. 48:50)	32,725	35,000	35,000	35,000
012	Dealers' Licences (Ch. 48:50)	30,000	35,000	50,000	50,000
013	Registration of Motor Vehicles (Ch. 48:50)	118,400	125,000	95,000	95,000
014	Certified Extracts of Register (Ch. 48:50)	342,400	315,000	610,000	450,000
015	Changes of Ownership (Ch. 48:50)	12,060	11,000	18,000	15,000
016	Amendments to Register (Ch. 48:50)	70,670	68,000	117,500	100,000
018	Examination Study Guides (Ch. 48:50)	23,925	25,000	25,000	25,000
019	Refund of Travelling Expenses	900	1,200	2,000	2,000
020	Miscellaneous	-	-	-	-
022	Licence Endorsements (Ch. 48:50)	5,040	6,000	4,600	4,600
023	Processing of H-Vehicles Applications (Ch. 48:50)	5,430	6,000	5,000	5,000
025	Renewal of Taxi Driver Licence/Badge (Ch. 48:50)	12,680	15,000	15,000	15,000
	Motor Vehicles Taxes and Duties (Chap. 48:50) Carried Forward	3,471,440	3,277,400	3,585,000	3,415,200

Head 03 - TAXES ON GOODS AND SERVICES

Sub-Head / Receiver / Item / Sub-Item	2018 Actual	2019 Estimates	2019 Revised Estimates	2020 Estimates
05 Motor Vehicles Taxes and Duties (Chap. 48:50) - Brought Forward	\$ 3,471,440	\$ 3,277,400	\$ 3,585,000	\$ 3,415,200
026 Application for Maxi-Taxi Licence (Ch. 48:53)	1,710	1,500	1,500	1,500
031 5 Year Driving Permits (Ch. 48:50)	2,028,000	3,200,000	1,000,000	1,200,000
032 4 Year Driving Permits (Ch. 48:50)	-	1,000	200	200
033 2 Year Driving Permits (Ch. 48:50)	-	1,000	200	200
034 Subsequent Duplicate of a Licence or Permit (Ch. 48:50)	12,640	15,000	17,000	15,000
035 Duplicate Licence\Badge for Taxi Drivers (Ch. 48:50)	330	200	200	200
036 Subsequent Duplicate Licence\Badge for Taxi Drivers (Ch. 48:50)	40	200	200	200
037 10 Year Driving Permits (Chap 48:50)	117,000	135,000	25,000	30,000
	4,206,412	5,316,300	3,464,300	3,487,500
Sub-Head Total	5,631,160	6,631,300	4,629,300	4,662,500
06 Other				
AL1 PERMANENT SECRETARY MINISTRY OF AGRICULTURE, LAND AND FISHERIES				
002 Wild Animals and Birds (Chap. 67:01)	33,800	28,000	28,000	28,000
AT4 CHIEF STATE SOLICITOR MINISTRY OF THE ATTORNEY GENERAL AND LEGAL AFFAIRS				
001 Commissioners of Affidavits (Chap 6:52)	700	700	700	700
EN1 PERMANENT SECRETARY MINISTRY OF ENERGY AND ENERGY INDUSTRIES				
001 Marketing Licences (Retail at Petrol Stations, etc) (Chap. 62:01)	6,000	8,000	6,000	6,000
003 Pipe Lines Licences (Ch. 62:01)	-	-	-	-
006 Marketing Licences for Petroleum By-products (Chapter 62:01)	-	-	-	-
	6,000	8,000	6,000	6,000
FN2 CHAIRMAN BOARD OF INLAND REVENUE MINISTRY OF FINANCE				
004 Tax Clearance Certificates (Ch. 75:01 and Ch. 75:06)	47,200	40,000	50,000	50,000
005 Moneylenders (Chap. 84:04)	1,000	1,000	1,500	1,500
006 Pawnbrokers (Chap. 84:05)	-	500	2,500	2,500
Other				
Carried Forward	88,700	78,200	88,700	88,700

Head 03 - TAXES ON GOODS AND SERVICES

Sub-Head / Receiver / Item / Sub-Item		2018 Actual	2019 Estimates	2019 Revised Estimates	2020 Estimates
06	Other	\$	\$	\$	\$
	- Brought Forward	88,700	78,200	88,700	88,700
015	Hotel Room Tax (Chap. 77:01)	7,520,232	7,500,000	7,500,000	7,500,000
019	Transaction Tax on Financial Services (Chap. 77:01)	438,137	340,000	340,000	350,000
020	Insurance Premium Tax (Chap. 77:01)	3,893	1,500	1,500	1,500
021	Club Gaming Tax (Chap. 21:01)	6,003,074	2,000,000	2,000,000	3,500,000
		14,013,536	9,883,000	9,895,500	11,405,500
HE1	PERMANENT SECRETARY MINISTRY OF HEALTH				
003	Application for Registration of a Pesticide (Ch. 30:03)	1,200	1,500	1,500	1,500
005	Application for Licensing of Premises for Pesticides (Ch. 30:03)	800	1,000	1,000	1,000
006	Application for Shopkeeper licence to sell drugs (Chap 29:52)	750	800	800	800
		2,750	3,300	3,300	3,300
MJ1	CHIEF MAGISTRATE MAGISTRACY - JUDICIARY				
002	Cinema - (Chap. 20:10)	3,000	3,000	1,000	1,500
003	Explosives (Chap 16:02)	700	1,000	1,300	1,300
004	Sale of Old Metal and Marine Stores (Chap. 84:07)	200	450	450	450
005	Hucksters and Pedlars (Chap. 84:09)	80	1,000	500	500
006	Precious Metals and Stones (Chap. 84:06)	2,200	2,500	2,000	2,500
008	Theatres and Dance Halls (Chap. 21:03)	1,000	400	2,000	2,000
009	Tourist Guides (Chap. 11:02)	600	600	600	600
		7,780	8,950	7,850	8,850
NS2	CHIEF IMMIGRATION OFFICER MINISTRY OF NATIONAL SECURITY				
001	Departure Tax - Ports other than Airports (Ch. 77:01)	8,325	8,000	16,500	16,500
NS3	COMMISSIONER OF POLICE TRINIDAD AND TOBAGO POLICE SERVICE				
001	Firearms and Ammunition (Chap. 16:01)	53,560	53,500	60,000	60,000
PUI	PERMANENT SECRETARY MINISTRY OF PUBLIC UTILITIES				
007	Housing Electricians (Chap 54:71)	6,400	9,000	9,000	9,000
WT3	DIRECTOR MARITIME SERVICES MINISTRY OF WORKS AND TRANSPORT				
003	Motor Launches (Ch. 50:08)	5,800	6,000	2,000	2,500
	Other				
	Carried Forward	14,138,651	10,008,450	10,028,850	11,540,350

Head 03 – TAXES ON GOODS AND SERVICES

Sub-Head / Receiver / Item / Sub-Item		2018 Actual	2019 Estimates	2019 Revised Estimates	2020 Estimates
06	Other - Brought Forward	\$ 14,138,651	\$ 10,008,450	\$ 10,028,850	\$ 11,540,350
008	Boatmasters and Boat Engineers Licences (Ch. 50:10)	100	300	300	300
		5,900	6,300	2,300	2,800
	Sub-Head Total	14,138,751	10,008,750	10,029,150	11,540,650
07	<u>Value Added Tax</u>				
FN2	CHAIRMAN BOARD OF INLAND REVENUE MINISTRY OF FINANCE				
001	Value Added Tax (Ch. 75:06) Act No. 37 of 1989	41,888,451	40,000,000	40,000,000	40,000,000
	Sub-Head Total	41,888,451	40,000,000	40,000,000	40,000,000
08	<u>Alcohol and Tobacco Taxes</u>				
FN3	COMPTROLLER OF CUSTOMS AND EXCISE MINISTRY OF FINANCE				
002	Tobacco Tax (Ch. 77:01)	11,595	3,500	3,500	5,000
	Sub-Head Total	11,595	3,500	3,500	5,000

Head 04 - TAXES ON INTERNATIONAL TRADE

Sub-Head / Receiver / Item / Sub-Item		2018 Actual	2019 Estimates	2019 Revised Estimates	2020 Estimates
01	Import Duties	\$ 2,290,442	\$ 3,801,200	\$ 3,801,200	\$ 2,501,000
Total		2,290,442	3,801,200	3,801,200	2,501,000

Estimates 2020	2,501,000
Revised Estimates 2019	3,801,200
Decrease	<u>1,300,200</u>

Sub-Head / Receiver / Item / Sub-Item		2018 Actual	2019 Estimates	2019 Revised Estimates	2020 Estimates
FN3	COMPTROLLER OF CUSTOMS AND EXCISE MINISTRY OF FINANCE	\$	\$	\$	\$
001	Import Duties (Chap. 78:01)	2,290,370	3,800,000	3,800,000	2,500,000
004	Special Tax -Household Effects (Ch. 77:01)	-	-	-	-
005	Import Surcharge (Ch. 77:01)	72	1,200	1,200	1,000
		<u>2,290,442</u>	<u>3,801,200</u>	<u>3,801,200</u>	<u>2,501,000</u>
Sub-Head Total		2,290,442	3,801,200	3,801,200	2,501,000

Head 05 - OTHER TAXES

Sub-Head / Receiver / Item / Sub-Item		2018 Actual	2019 Estimates	2019 Revised Estimates	2020 Estimates
		\$	\$	\$	\$
FN2	CHAIRMAN BOARD OF INLAND REVENUE MINISTRY OF FINANCE				
01	Stamp Duties (Chap. 76:01)	4,976,655	5,200,000	3,000,000	3,500,000
Total		4,976,655	5,200,000	3,000,000	3,500,000

Estimates 2020	3,500,000
Revised Estimates 2019	3,000,000
Increase	<u>500,000</u>

Head 06 - PROPERTY INCOME

Sub-Head / Receiver / Item / Sub-Item		2018 Actual	2019 Estimates	2019 Revised Estimates	2020 Estimates
01	Rental Income	\$ 247,111	\$ 202,000	\$ 168,500	\$ 218,500
02	Interest Income	19,586	18,000	14,000	14,000
Total		266,697	220,000	182,500	232,500

Estimates 2020	232,500
Revised Estimates 2019	182,500
Increase	50,000

Sub-Head / Receiver / Item / Sub-Item		2018 Actual	2019 Estimates	2019 Revised Estimates	2020 Estimates
01	Rental Income	\$	\$	\$	\$
AL3	COMMISSIONER OF STATE LANDS MINISTRY OF AGRICULTURE, LAND AND FISHERIES				
001	Ground Rents (excluding Quarries, Sand and Gravel Pits (Chapter 57:01))	4,968	5,000	3,500	3,500
002	Wayleave for oil pipes along roads	-	-	-	-
005	Rents of Housing Lots - Trinidad & Tobago Housing Development Corporation (formerly N. H. A.)	16,749	12,000	15,000	15,000
		21,717	17,000	18,500	18,500
PA1	PERMANENT SECRETARY MINISTRY OF PUBLIC ADMINISTRATION				
001	Lease Payment/Rents of Government Buildings	224,061	180,000	150,000	150,000
SP1	PERMANENT SECRETARY MINISTRY OF SPORT AND YOUTH AFFAIRS				
012	Proceeds from Dwight Yorke Stadium -Bacolet	1,333	5,000	-	50,000
WT3	DIRECTOR MARITIME SERVICES MINISTRY OF WORKS AND TRANSPORT				
001	Rental of Vessels - Maritime Services	-	-	-	-
Sub-Head Total		247,111	202,000	168,500	218,500

Head 06 - PROPERTY INCOME

Sub-Head / Receiver / Item / Sub-Item		2018 Actual	2019 Estimates	2019 Revised Estimates	2020 Estimates
02	<u>Interest Income</u>	\$	\$	\$	\$
FN1	COMPTROLLER OF ACCOUNTS MINISTRY OF FINANCE				
003 17	Interest on Loans and Advances Interest on Loans to Public Servants	19,586	18,000	14,000	14,000
	Sub-Head Total	19,586	18,000	14,000	14,000

Head 07 - OTHER NON-TAX REVENUE

Sub-Head / Receiver / Item / Sub-Item		2018 Actual	2019 Estimates	2019 Revised Estimates	2020 Estimates
01	Administrative Fees and Charges	\$ 3,547,555	\$ 4,298,750	\$ 3,055,100	\$ 3,749,650
02	Fines and Forfeitures	2,374,014	2,832,000	2,489,000	2,384,500
03	Pension Contribution	-	-	-	-
04	Non-Industrial Sales	18,202	22,020	19,410	18,000
06	Other (Miscellaneous)	43,590	60,000	42,250	41,600
Total		5,983,361	7,212,770	5,605,760	6,193,750

Estimates 2020	6,193,750
Revised Estimates 2019	5,605,760
Increase	587,990

Sub-Head / Receiver / Item / Sub-Item		2018 Actual	2019 Estimates	2019 Revised Estimates	2020 Estimates
01	Administrative Fees and Charges	\$	\$	\$	\$
AL1	PERMANENT SECRETARY MINISTRY OF AGRICULTURE, LAND AND FISHERIES				
004	Veterinary Officers' Fees (Ch. 67:04)	68	50	50	50
AT6	REGISTRAR GENERAL MINISTRY OF THE ATTORNEY GENERAL AND LEGAL AFFAIRS				
001	Registrar General (Chap 19:03)	1,347,468	1,500,000	1,100,000	1,200,000
002	Application for Marriage Officers' Licence (Chap 45:01)	-	100	100	100
004	Renewal of Marriage Officers' Licence (Chap 45:01)	100	100	500	500
		1,347,568	1,500,200	1,100,600	1,200,600
EB1	CHIEF ELECTION OFFICER ELECTIONS AND BOUNDARIES COMMISSION				
001	Fees for the replacement of Identification Cards (Chap 2:01)	11,800	15,000	13,000	15,000
ED1	PERMANENT SECRETARY MINISTRY OF EDUCATION				
004	External Examination - Local Fees for Candidates	1,239	6,000	1,500	1,500
	Administrative Fees and Charges Carried Forward	1,360,675	1,521,250	1,115,150	1,217,150

Head 07 - OTHER NON-TAX REVENUE

Sub-Head / Receiver / Item / Sub-Item	2018 Actual	2019 Estimates	2019 Revised Estimates	2020 Estimates
01 Administrative Fees and Charges - Brought Forward	\$ 1,360,675	\$ 1,521,250	\$ 1,115,150	\$ 1,217,150
012 Registration of Teachers	230	400	300	300
013 Examination Fees not Elsewhere Classified	10,423	150,000	45,000	25,000
014 Sale of Dictionary of Occupational Titles	-	-	-	-
015 Fees - Certified Examinations Statements and Transcripts	90	100	150	200
016 Textbook Rental Programme - Fees	300	500	-	-
017 Examination Fees	1,615	1,000	100	1,000
	13,897	158,000	47,050	28,000
FN2 CHAIRMAN BOARD OF INLAND REVENUE MINISTRY OF FINANCE				
002 Warden's Search Fees	2,740	3,000	3,200	3,000
FN3 COMPTROLLER OF CUSTOMS AND EXCISE MINISTRY OF FINANCE				
001 Comptroller of Customs and Excise (Ch. 78:01)	20,135	25,000	20,000	25,000
002 Processing of Bills of Sight (Ch. 78:01)	-	-	-	-
003 Container Processing Fees (Ch. 78:01)	10,275	15,000	12,500	15,000
004 Customs Declaration Transaction User Fee(Ch.78:01)	20,715	25,000	30,000	25,000
	51,125	65,000	62,500	65,000
MJ1 CHIEF MAGISTRATE MAGISTRACY - JUDICIARY				
001 District and Petty Civil Courts (Chap 4:21)	969	16,000	1,000	2,000
002 Magistrates' Courts (Chap 4:20)	7,064	8,000	5,500	6,000
003 Liquor Licences - Application Fees (Chap 84:10)	1,240	1,500	6,700	1,500
004 Magistrates' Notes of Evidence (Chap 4:20)	13,873	10,000	12,000	12,000
	23,146	35,500	25,200	21,500
NS2 CHIEF IMMIGRATION OFFICER MINISTRY OF NATIONAL SECURITY				
001 Passport and Permit Fees (Chap 18:01)	1,196,650	1,500,000	950,000	1,500,000
002 Immigration-Boarding and Clearing Fees(Chap 18:01)	12,550	12,000	11,500	12,000
005 Restoration of Citizenship - Application Fees (Chap 1:50)	50	-	-	-
006 Restoration of Citizenship - Certificate Fees (Chap 1:50)	-	500	-	-
007 Issue of Letters Confirming Citizenship or Residence (Chap 18:01)	6,000	4,000	5,500	6,000
	1,215,250	1,516,500	967,000	1,518,000
NS3 COMMISSIONER OF POLICE TRINIDAD AND TOBAGO POLICE SERVICE				
003 Miscellaneous	480,598	500,000	450,000	500,000
Administrative Fees and Charges Carried Forward	3,146,192	3,793,250	2,668,600	3,351,150

Head 07 – OTHER NON-TAX REVENUE

Sub-Head / Receiver / Item / Sub-Item		2018 Actual	2019 Estimates	2019 Revised Estimates	2020 Estimates
01	Administrative Fees and Charges - Brought Forward	\$ 3,146,192	\$ 3,793,250	\$ 2,668,600	\$ 3,351,150
NS4	CHIEF FIRE OFFICER MINISTRY OF NATIONAL SECURITY				
001	Special Services (Ch. 35:50)	17,675	20,000	40,000	25,000
PU1	PERMANENT SECRETARY MINISTRY OF PUBLIC UTILITIES				
004	Government Electrical Inspectors' Fees (Ch. 54:72)	274,683	400,000	275,000	300,000
SC1	DIRECTOR OF PERSONNEL ADMINISTRATION SERVICE COMMISSIONS DEPARTMENT				
001	Civil Service Entrance Examination Fees (Ch. 23:01)	42,600	15,000	5,000	5,000
SJ1	REGISTRAR SUPREME COURT – JUDICIARY				
001	Registrar, Supreme Court (Chap 4:01)	52,577	55,000	55,000	55,000
004	Marshal (Chap 4:01)	1,308	1,500	1,500	1,500
		53,885	56,500	56,500	56,500
WT2	TRANSPORT COMMISSIONER MINISTRY OF WORKS AND TRANSPORT				
001	Weighbridge Fees (Ch. 48:50)	12,520	14,000	10,000	12,000
	Sub-Head Total	3,547,555	4,298,750	3,055,100	3,749,650
02	<u>Fines and Forfeitures</u>				
CM1	PERMANENT SECRETARY MINISTRY OF COMMUNICATIONS				
001	Penalties and Fines National Library and Information Services (NALIS) Formerly Central Library (Formerly PA1 Min of Public Administration)	-	15,000	-	-
FN3	COMPTROLLER OF CUSTOMS AND EXCISE MINISTRY OF FINANCE				
001	Fines and Seizures (Ch. 78:50) (Ch. 78:01)	10,250	5,000	68,000	20,000
	Fines and Forfeitures Carried forward	10,250	20,000	68,000	20,000

Head 07 - OTHER NON-TAX REVENUE

Sub-Head / Receiver / Item / Sub-Item		2018 Actual	2019 Estimates	2019 Revised Estimates	2020 Estimates
02	Fines and Forfeitures - Brought Forward	\$ 10,250	\$ 20,000	\$ 68,000	\$ 20,000
M31	CHIEF MAGISTRATE MAGISTRACY - JUDICIARY				
001	Magistrates' Courts (Chap 4:20)	929,689	1,000,000	1,100,000	1,000,000
003	Poundage Fees (Chap 67:03)	3,250	2,500	2,500	2,500
005	Motor Vehicles and Road Traffic (Fixed Penalty) (Amendment) Regulations, 1984 (Ticket System) (Chap 48:52)	1,169,400	1,500,000	900,000	1,000,000
		2,102,339	2,502,500	2,002,500	2,002,500
PA1	PERMANENT SECRETARY MINISTRY OF PUBLIC ADMINISTRATION				
001	Penalties and Fines - National Library and Information Services (NALIS) Formerly Central Library (Transferred to CMI Min of Communications)	-	-	-	-
S31	REGISTRAR SUPREME COURT - JUDICIARY				
001	Supreme Court (Chap. 4:01)	4,000	5,000	11,000	5,000
002	Poundage Fees (Chap. 4:01)	-	500	2,500	2,000
		4,000	5,500	13,500	7,000
WT2	TRANSPORT COMMISSIONER MINISTRY OF WORKS AND TRANSPORT				
001	Fines - Late Registration of Transfer (Used Motor Vehicles) (Ch. 48:50)	2,800	4,000	5,000	5,000
002	Penalty-Late Renewal of Driving Permits (Ch. 48:50)	254,625	300,000	400,000	350,000
		257,425	304,000	405,000	355,000
	Sub-Head Total	2,374,014	2,832,000	2,489,000	2,384,500
03	<u>Pension Contribution</u>				
FN1	COMPTROLLER OF ACCOUNTS MINISTRY OF FINANCE				
006	Members of Parliament	-	-	-	-
	Sub-Head Total	-	-	-	-

Head 07 - OTHER NON-TAX REVENUE

Sub-Head / Receiver / Item / Sub-Item		2018 Actual	2019 Estimates	2019 Revised Estimates	2020 Estimates
04	Non-Industrial Sales	\$	\$	\$	\$
CM1	PERMANENT SECRETARY MINISTRY OF COMMUNICATIONS				
001	Printing and Stationery (Formerly PA1 Min of Public Administration)	-	10,000	14,000	12,000
EB1	CHIEF ELECTION OFFICER ELECTIONS AND BOUNDARIES COMMISSION				
001	Electoral - Sale of Lists (Chap 2:01)	24	1,000	50	500
002	Electoral - Sale of I.D. Cards and Loss of Original	-	-	-	-
003	Electoral - Sale of Maps (Chap 2:01)	20	120	160	200
004	Electoral - Sale of Reports (Chap 2:01)	-	100	-	-
		44	1,220	210	700
FN3	COMPTROLLER OF CUSTOMS AND EXCISE MINISTRY OF FINANCE				
001	Sale of Spirits Stock Books (Chap. 84:10)	360	800	200	300
002	Sale of Certificate Books (Spirit Removal) (Chap. 84:10)	5,400	10,000	5,000	5,000
		5,760	10,800	5,200	5,300
PA1	PERMANENT SECRETARY MINISTRY OF PUBLIC ADMINISTRATION				
001	Printing and Stationery (Transferred to CMI Min of Communications)	12,398	-	-	-
PU1	PERMANENT SECRETARY MINISTRY OF PUBLIC UTILITIES				
001	Printing and Stationery	-	-	-	-
WT2	TRANSPORT COMMISSIONER MINISTRY OF WORKS AND TRANSPORT				
002	Sale of Inspection Stickers (Ch. 48:50)	-	-	-	-
	Sub-Head Total	18,202	22,020	19,410	18,000

Head 07 - OTHER NON-TAX REVENUE

Sub-Head / Receiver / Item / Sub-Item		2018 Actual	2019 Estimates	2019 Revised Estimates	2020 Estimates
06	Other (Miscellaneous)	\$	\$	\$	\$
FN1	COMPTROLLER OF ACCOUNTS MINISTRY OF FINANCE				
002	Recoveries of Overpayments relating to previous years (Chap 69:01)	17,112	30,000	18,000	20,000
005	Life Insurance Companies Salary Deduction Plan	438	700	450	500
008	Telephone, Telegram and Cablegram Charges	-	-	-	-
010	Sundry	100	300	100	100
025	Recovery of Expenses - Items issued to Public Officers for personal use	-	500	-	-
		17,650	31,500	18,550	20,600
MJ1	CHIEF MAGISTRATE MAGISTRACY - JUDICIARY				
001	Costs Recovered	-	-	-	-
WT3	DIRECTOR MARITIME SERVICES MINISTRY OF WORKS AND TRANSPORT				
001	Overtime to Maritime Services Division	2,625	1,000	4,000	3,500
002	Navigational Aids Dues (formerly Operation and Maintenance of Navigational Aids) (Ch. 50:10)	21,715	25,000	17,000	15,000
003	Surveys and Examinations (Chap. 50:08)	1,600	2,500	2,700	2,500
		25,940	28,500	23,700	21,000
	Sub-Head Total	43,590	60,000	42,250	41,600

APPENDIX –RECEIVERS OF REVENUE AND CODES

RECEIVERS OF REVENUE AND CODES

		HEAD/SUB HEAD/ITEM
AG1	DEPUTY AUDITOR GENERAL AUDITOR GENERAL DEPARTMENT	07/06(001-010)
AL1	PERMANENT SECRETARY MINISTRY OF AGRICULTURE, LAND AND FISHERIES	03/06(001-007) 07/01(001-010) 07/04(001-024)
AL2	DIRECTOR OF SURVEYS MINISTRY OF AGRICULTURE, LAND AND FISHERIES	07/04(001-004)
AL3	COMMISSIONER OF STATE LANDS MINISTRY OF AGRICULTURE, LAND AND FISHERIES	06/01(001-006) 06/06(001-004) 07/01(001-007) 09/02(001)
AT4	CHIEF STATE SOLICITOR MINISTRY OF THE ATTORNEY GENERAL AND LEGAL AFFAIRS	03/06(001) 07/01(001-004) 07/06(001)
AT5	PERMANENT SECRETARY MINISTRY OF THE ATTORNEY GENERAL AND LEGAL AFFAIRS	07/04(001)
AT6	REGISTRAR GENERAL MINISTRY OF THE ATTORNEY GENERAL AND LEGAL AFFAIRS	07/01(001-004)

Receivers of Revenue should note that:

- (i) Items shown give the range of items under their jurisdiction;
- (ii) As a result of the changes in Ministerial portfolios, some items of revenue would appear under two (2) different Receivers of Revenue i.e. the former Receivers where only historical data would be shown and the new Receiver under whose portfolio the collection of the relevant revenue now falls, and
- (iii) Where the 2020 Draft Estimates of Revenue reflect sums under the relevant Sub-Head/Receiver/Item/Sub-Item, these Receivers would have jurisdiction for all aspects of the administration, collection and reporting of the respective sums.

RECEIVERS OF REVENUE AND CODES

		HEAD/SUB HEAD/ITEM
AT7	CONTROLLER INTELLECTUAL PROPERTY OFFICE MINISTRY OF THE ATTORNEY GENERAL AND LEGAL AFFAIRS	07/01(001)
CA1	PERMANENT SECRETARY MINISTRY OF COMMUNITY DEVELOPMENT, CULTURE AND THE ARTS	06/01(001-006) 07/01(001) 07/04(001-002) 07/06(002)
CM1	PERMANENT SECRETARY MINISTRY OF COMMUNICATIONS (FORMERLY MIN. OF PUBLIC ADMIN. & COMMUNICATIONS)	07/01(003) * Items formerly under the Min. of Public Admin. 07/02(001) 07/04(001)
EB1	CHIEF ELECTION OFFICER ELECTIONS AND BOUNDARIES COMMISSION	07/01(001) 07/04(001-004)
ED1	PERMANENT SECRETARY MINISTRY OF EDUCATION	06/01(001) 07/01(004-017) 07/06(001)
EN1	PERMANENT SECRETARY MINISTRY OF ENERGY AND ENERGY INDUSTRIES	03/06(001-017) 06/03(001-003) 06/06(001-002) 07/01(001-020) 07/04(001) 07/06(001-002)

Receivers of Revenue should note that:

- (i) Items shown give the range of items under their jurisdiction;
- (ii) As a result of the changes in Ministerial portfolios, some items of revenue would appear under two (2) different Receivers of Revenue i.e. the former Receivers where only historical data would be shown and the new Receiver under whose portfolio the collection of the relevant revenue now falls, and
- (iii) Where the 2020 Draft Estimates of Revenue reflect sums under the relevant Sub-Head/Receiver/Item/Sub-Item, these Receivers would have jurisdiction for all aspects of the administration, collection and reporting of the respective sums.

RECEIVERS OF REVENUE AND CODES

		HEAD/SUB HEAD/ITEM
ET1	REGISTRAR EQUAL OPPURTUNITY TRIBUNAL	07/01(001)
FA1	PERMANENT SECRETARY MINISTRY OF FOREIGN AND CARICOM AFFAIRS	07/01(002) 07/06(001)
FN1	COMPTROLLER OF ACCOUNTS MINISTRY OF FINANCE	06/02(001-004) 06/04(001-002) 06/05(001) 07/01(001) 07/02(001) 07/03(001-009) 07/04(001) 07/06(001-027) 08/03(002-028) 08/06(011-014) 09/07(001) 09/09(001) 09/10(010-016) 09/12(002-003) 10/01-02 11/02(001)
FN2	CHAIRMAN BOARD OF INLAND REVENUE MINISTRY OF FINANCE	01/01-09 02/03(001) 02/04(001) 03/05(001-003) 03/06(001-022) 03/07(001) 05/01 07/01(001-003)

Receivers of Revenue should note that:

- (i) Items shown give the range of items under their jurisdiction;
- (ii) As a result of the changes in Ministerial portfolios, some items of revenue would appear under two (2) different Receivers of Revenue i.e. the former Receivers where only historical data would be shown and the new Receiver under whose portfolio the collection of the relevant revenue now falls, and
- (iii) Where the 2020 Draft Estimates of Revenue reflect sums under the relevant Sub-Head/Receiver/Item/Sub-Item, these Receivers would have jurisdiction for all aspects of the administration, collection and reporting of the respective sums.

RECEIVERS OF REVENUE AND CODES

		HEAD/SUB HEAD/ITEM
FN3	COMPTROLLER OF CUSTOMS AND EXCISE MINISTRY OF FINANCE	03/01(001) 03/02(001-007) 03/04(001-038) 03/05(001) 03/06(004-005) 03/08(001-002) 03/09(001) 04/01(001-005) 04/02(001-003) 07/01(001-004) 07/02(001) 07/04(001-004) 07/06(001)
FN5	PERMANENT SECRETARY MINISTRY OF FINANCE (INVESTMENTS DIVISION)	06/04(002-003) 06/05(001) 09/02(001-002) 09/10(011-019)
FN6	PERMANENT SECRETARY MINISTRY OF FINANCE	07/02(001)
FN7	SUPERVISOR OF INSOLVENCY OFFICE OF THE SUPERVISOR OF INSOLVENCY	07/01(001)
HE1	PERMANENT SECRETARY MINISTRY OF HEALTH	03/06(002-007) 07/01(003-009) 07/04(003)

Receivers of Revenue should note that:

- (i) Items shown give the range of items under their jurisdiction;
- (ii) As a result of the changes in Ministerial portfolios, some items of revenue would appear under two (2) different Receivers of Revenue i.e. the former Receivers where only historical data would be shown and the new Receiver under whose portfolio the collection of the relevant revenue now falls, and
- (iii) Where the 2020 Draft Estimates of Revenue reflect sums under the relevant Sub-Head/Receiver/Item/Sub-Item, these Receivers would have jurisdiction for all aspects of the administration, collection and reporting of the respective sums.

RECEIVERS OF REVENUE AND CODES

		HEAD/SUB HEAD/ITEM
H51	PERMANENT SECRETARY MINISTRY OF HOUSING AND URBAN DEVELOPMENT	06/06(003) 08/03(003)
IC1	REGISTRAR INDUSTRIAL COURT	07/02(001) 07/04(001)
IC2	REGISTRAR INTEGRITY COMMISSION	07/01(001)
LE1	PERMANENT SECRETARY MINISTRY OF LABOUR AND SMALL ENTERPRISE DEVELOPMENT	07/01(001-003)
MJ1	CHIEF MAGISTRATE MAGISTRACY - JUDICIARY	03/04(001-002) 03/06(001-009) 07/01(001-004) 07/02(001-005)
NS1	PERMANENT SECRETARY MINISTRY OF NATIONAL SECURITY	07/01(001-008)

Receivers of Revenue should note that:

- (i) Items shown give the range of items under their jurisdiction;
- (ii) As a result of the changes in Ministerial portfolios, some items of revenue would appear under two (2) different Receivers of Revenue i.e. the former Receivers where only historical data would be shown and the new Receiver under whose portfolio the collection of the relevant revenue now falls, and
- (iii) Where the 2020 Draft Estimates of Revenue reflect sums under the relevant Sub-Head/Receiver/Item/Sub-Item, these Receivers would have jurisdiction for all aspects of the administration, collection and reporting of the respective sums.

RECEIVERS OF REVENUE AND CODES

		HEAD/SUB HEAD/ITEM	
NS2	CHIEF IMMIGRATION OFFICER MINISTRY OF NATIONAL SECURITY	03/06(001) 07/01(001-007) 07/02(001) 07/06(001)	
NS3	COMMISSIONER OF POLICE TRINIDAD AND TOBAGO POLICE SERVICE	03/06(001) 07/01(001-004)	
NS4	CHIEF FIRE OFFICER MINISTRY OF NATIONAL SECURITY	07/01(001) 07/02(001)	
NS5	COMMISSIONER OF PRISONS MINISTRY OF NATIONAL SECURITY	07/02(001) 07/04(001)	
PA1	PERMANENT SECRETARY MINISTRY OF PUBLIC ADMINISTRATION (FORMERLY MINISTRY OF PUBLIC ADMIN. & COMM)	06/01(001-002) * 07/01(001) * 07/02(001) * 07/04(001) 07/06(001) 09/02(001-002)	* No longer under the purview of the Min. of Public Admin. Now under the remit of the Min. of Communications.
PL1	PERMANENT SECRETARY MINISTRY OF PLANNING AND DEVELOPMENT	07/06(003)	

Receivers of Revenue should note that:

- (i) Items shown give the range of items under their jurisdiction;
- (ii) As a result of the changes in Ministerial portfolios, some items of revenue would appear under two (2) different Receivers of Revenue i. e. the former Receivers where only historical data would be shown and the new Receiver under whose portfolio the collection of the relevant revenue now falls, and
- (iii) Where the 2020 Draft Estimates of Revenue reflect sums under the relevant Sub-Head/Receiver/Item/Sub-Item, these Receivers would have jurisdiction for all aspects of the administration, collection and reporting of the respective sums.

RECEIVERS OF REVENUE AND CODES

		HEAD/SUB HEAD/ITEM
PL2	DIRECTOR OF STATISTICS MINISTRY OF PLANNING AND DEVELOPMENT	07/01(001-002)
PU1	PERMANENT SECRETARY MINISTRY OF PUBLIC UTILITIES	03/06(007) 07/01(004-006)
R01	REVENUE OFFICER V ST GEORGE WEST, MINISTRY OF FINANCE	02/01(001)
R02	REVENUE OFFICER IV ST GEORGE EAST, MINISTRY OF FINANCE	02/01(001)
R03	REVENUE OFFICER IV CARONI / CHAGUANAS, MINISTRY OF FINANCE	02/01(001)
R04	REVENUE OFFICER IV ST ANDREW/ ST DAVID, MINISTRY OF FINANCE	02/01(001)
R05	REVENUE OFFICER IV ST PATRICK, MINISTRY OF FINANCE	02/01(001)
R06	REVENUE OFFICER IV NARIVA / MAYARO, MINISTRY OF FINANCE	02/01(001)

Receivers of Revenue should note that:

- (i) Items shown give the range of items under their jurisdiction;
- (ii) As a result of the changes in Ministerial portfolios, some items of revenue would appear under two (2) different Receivers of Revenue i.e. the former Receivers where only historical data would be shown and the new Receiver under whose portfolio the collection of the relevant revenue now falls, and
- (iii) Where the 2020 Draft Estimates of Revenue reflect sums under the relevant Sub-Head/Receiver/Item/Sub-Item, these Receivers would have jurisdiction for all aspects of the administration, collection and reporting of the respective sums.

RECEIVERS OF REVENUE AND CODES

		HEAD/SUB HEAD/ITEM
R07	REVENUE OFFICER IV VICTORIA, MINISTRY OF FINANCE	02/01(001)
R08	REVENUE OFFICER IV TOBAGO	02/01(001)
SC1	DIRECTOR OF PERSONNEL ADMINISTRATION SERVICE COMMISSIONS DEPARTMENT	07/01(001-002) 07/02(001)
SD1	PERMANENT SECRETARY MINISTRY OF SOCIAL DEVELOPMENT AND FAMILY SERVICES	07/01(001)
SJ1	REGISTRAR SUPREME COURT - JUDICIARY	03/06(001) 07/01(001-004) 07/02(001-002) 07/04(001)
SP1	PERMANENT SECRETARY MINISTRY OF SPORT AND YOUTH AFFAIRS	06/01(001-016) 07/01(001) 07/04(001-002)

Receivers of Revenue should note that:

- (i) Items shown give the range of items under their jurisdiction;
- (ii) As a result of the changes in Ministerial portfolios, some items of revenue would appear under two (2) different Receivers of Revenue i.e. the former Receivers where only historical data would be shown and the new Receiver under whose portfolio the collection of the relevant revenue now falls, and
- (iii) Where the 2020 Draft Estimates of Revenue reflect sums under the relevant Sub-Head/Receiver/Item/Sub-Item, these Receivers would have jurisdiction for all aspects of the administration, collection and reporting of the respective sums.

RECEIVERS OF REVENUE AND CODES

		HEAD/SUB HEAD/ITEM
TA1	REGISTRAR TAX APPEAL BOARD	07/01(001) 07/04(001)
TM1	PERMANENT SECRETARY MINISTRY OF TOURISM	06/01(002-006)
TR1	PERMANENT SECRETARY MINISTRY OF TRADE AND INDUSTRY	03/03(001-003) 03/06(001-002) 06/01(001-002)
WT2	TRANSPORT COMMISSIONER MINISTRY OF WORKS AND TRANSPORT	03/05(001-037) 07/01(001-006) 07/02(001-002) 07/04(002)
WT3	DIRECTOR MARITIME SERVICES MINISTRY OF WORKS AND TRANSPORT	03/06(001-008) 06/01(001) 07/01(001-003) 07/04(001-002) 07/06(001-003)

Receivers of Revenue should note that:

- (i) Items shown give the range of items under their jurisdiction;
- (ii) As a result of the changes in Ministerial portfolios, some items of revenue would appear under two (2) different Receivers of Revenue i.e. the former Receivers where only historical data would be shown and the new Receiver under whose portfolio the collection of the relevant revenue now falls, and
- (iii) Where the 2020 Draft Estimates of Revenue reflect sums under the relevant Sub-Head/Receiver/Item/Sub-Item, these Receivers would have jurisdiction for all aspects of the administration, collection and reporting of the respective sums.