



**REPUBLIC OF  
TRINIDAD AND TOBAGO**

**ESTIMATES**

**OF REVENUE FOR THE**

**FINANCIAL YEAR**

**2023**



## CONTENTS

## ESTIMATES OF REVENUE FOR THE FINANCIAL YEAR, 2023

<b>ABSTRACTS</b>	<b>PAGE</b>
Financial Statement 2023 and Comparative Statements 2022 (Original and Revised Estimates) and 2021 Actual	iv
Abstract of the Estimated Revenue for the Financial Year ending 30th September, 2023	
Revised Estimates of Revenue for 2022 and Actual Revenue 2021 ... ..	v
Revenue 2023 by classification ... ..	vi
Abstract of the Estimated Tax Revenue for the Financial Year ending 30th September, 2023	
Revised Estimates of Revenue for 2022 and Actual Revenue 2021 ... ..	vii
Abstract of the Estimated Non-Tax Revenue for the Financial Year ending 30th September, 2023	
Revised Estimates of Revenue for 2022 and Actual Revenue 2021 ... ..	viii
Abstract of the Estimated Capital Receipts for the Financial Year ending 30th September, 2023	
Revised Estimates of Revenue for 2022 and Actual Revenue 2021 ... ..	ix
Abstract of the Estimated Financing for the Financial Year ending 30th September, 2023	
Revised Estimates of Revenue for 2022 and Actual Revenue 2021 ... ..	x
 <b>HEADS OF REVENUE</b>	
01. Taxes on Income and Profits ... ..	1
02. Taxes on Property ... ..	2
03. Taxes on Goods and Services ... ..	4
04. Taxes on International Trade ... ..	13
05. Other Taxes ... ..	14
06. Property Income ... ..	15
07. Other Non-Tax Revenue ... ..	20
08. Repayment of Past Lending ... ..	36
09. Capital Revenue ... ..	38
10. Borrowing ... ..	41
11. Extraordinary Receipts ... ..	42
Abstract of the Estimated Revenue for Tobago for the Financial Year ending 30th September, 2023	
Revised Estimates of Revenue for 2022 and Actual Revenue 2021 ... ..	44
 <b>TOBAGO HEADS OF REVENUE (included in main Revenue Estimates)</b>	
01. Taxes on Income and Profits ... ..	45
02. Taxes on Property ... ..	46
03. Taxes on Goods and Services ... ..	48
04. Taxes on International Trade ... ..	53
05. Other Taxes ... ..	54
06. Property Income ... ..	55
07. Other Non-Tax Revenue ... ..	57
 <b>APPENDIX</b>	
Appendix I—Receivers of Revenue and Codes ... ..	63

TRINIDAD AND TOBAGO FINANCIAL STATEMENT 2023 AND COMPARATIVE STATEMENTS 2022 (ORIGINAL AND REVISED ESTIMATES) AND 2021 ACTUAL									
REVENUE					EXPENDITURE				
	2021 Actual \$Mn	2022 Estimates \$Mn	2022 Revised \$Mn	2023 Estimates \$Mn		2021 Actual \$Mn	2022 Estimates \$Mn	2022 Revised \$Mn	2023 Estimates \$Mn
Tax Revenue	29,085.3	31,856.1	37,841.2	40,491.0	Personnel Expenditure	8,834.8	8,954.8	8,993.0	9,177.3
Income and Profits	16,837.4	20,070.1	28,773.6	28,177.0	Salaries	6,257.8	6,377.2	6,324.4	6,478.4
Goods and Services	9,671.5	8,765.2	6,112.7	9,296.0	Wages	466.2	481.0	472.1	481.2
International Trade	2,287.2	2,619.3	2,596.1	2,626.2	Other	2,110.8	2,096.6	2,196.5	2,217.7
Other	289.2	401.5	358.8	391.8	Goods and Services	5,469.9	5,442.1	5,742.3	6,188.5
Non-Tax Revenue	6,105.6	9,146.4	10,359.0	11,892.0	Minor Equipment	51.8	122.9	73.2	158.9
Property Income	4,383.1	7,704.6	9,491.5	11,071.6	Interest and Other Debt Charges	4,987.3	5,321.9	4,972.8	5,438.2
Other Non-Tax Revenue	1,713.0	1,421.2	854.4	804.6	Transfers and Subsidies	22,543.2	24,096.1	25,638.7	27,215.8
Repayment of Past Lending	9.5	20.6	13.1	15.8	Transfers to Statutory Bodies	5,751.4	5,562.1	5,972.7	5,897.0
					Acquisition of Physical Assets	0.0	0.0	0.0	0.0
					Sub-Total	47,638.4	49,499.9	51,392.7	54,075.7
					Current Surplus/(Deficit)	(12,447.5)	(8,497.4)	(3,192.5)	(1,692.7)
	35,190.9	41,002.5	48,200.2	52,383.0		35,190.9	41,002.5	48,200.2	52,383.0
CAPITAL ACCOUNT									
	2021 Actual \$Mn	2022 Estimates \$Mn	2022 Revised \$Mn	2023 Estimates \$Mn		2021 Actual \$Mn	2022 Estimates \$Mn	2022 Revised \$Mn	2023 Estimates \$Mn
Current Surplus/(Deficit)	(12,447.5)	(8,497.4)	(3,192.5)	(1,692.7)	Development Programme	1,604.3	2,499.1	1,903.6	3,178.9
Capital Revenue	921.0	1,006.5	647.2	1,006.5	Capital Repayment and Sinking	7,255.7	5,918.2	5,894.0	10,689.4
Surplus/(Deficit)	(11,526.5)	(7,490.9)	(2,545.3)	(686.2)	Fund Contributions				
Financing	19,803.4	13,877.6	7,334.4	8,179.6					
Changes in Cash Balances	583.1	2,030.6	3,008.5	6,374.9					
	8,860.0	8,417.3	7,797.6	13,868.3		8,860.0	8,417.3	7,797.6	13,868.3

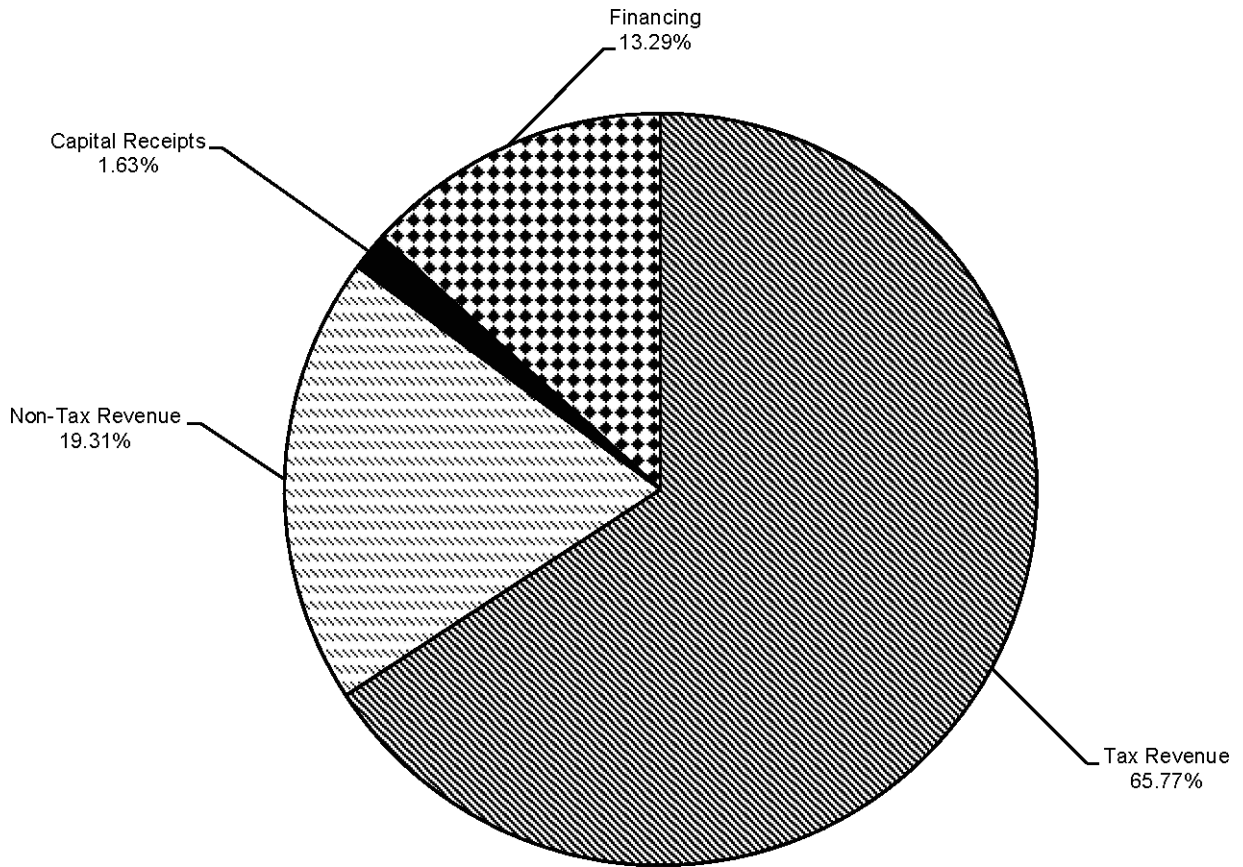
Revenue and expenditure exclude the Unemployment and Green Funds  
Financing includes withdrawal from the Heritage and Stabilisation Fund in 2021

## ESTIMATES, TRINIDAD &amp; TOBAGO, FOR 2023

Abstract of Estimated Revenue for the financial year ending 30th September 2023, Revised Estimates of Revenue, 2022 and Actual Revenue, 2021

Head	2021 Actual	2022 Estimates	2022 Revised Estimates	2023 Estimates
	\$	\$	\$	\$
<b>TAX REVENUE</b>				
01. TAXES ON INCOME AND PROFITS	16,837,446,527	20,070,080,264	28,773,566,500	28,177,006,200
02. TAXES ON PROPERTY	2,024,900	101,490,000	2,197,000	51,742,000
03. TAXES ON GOODS AND SERVICES	9,671,520,449	8,765,213,780	6,112,721,950	9,295,983,580
04. TAXES ON INTERNATIONAL TRADE	2,287,162,499	2,619,342,200	2,596,093,200	2,626,238,200
05. OTHER TAXES	287,170,891	300,000,000	356,586,800	340,000,000
<b>TOTAL TAX REVENUE</b>	<b>29,085,325,266</b>	<b>31,856,126,244</b>	<b>37,841,165,450</b>	<b>40,490,969,980</b>
<b>NON-TAX REVENUE</b>				
06. PROPERTY INCOME	4,383,109,870	7,704,559,850	9,491,530,800	11,071,657,260
07. OTHER NON-TAX REVENUE	1,713,009,623	1,421,166,150	854,395,810	804,568,000
08. REPAYMENT OF PAST LENDING	9,458,487	20,678,150	13,078,700	15,810,700
<b>TOTAL NON-TAX REVENUE</b>	<b>6,105,577,980</b>	<b>9,146,404,150</b>	<b>10,359,005,310</b>	<b>11,892,035,960</b>
<b>SUB-TOTAL</b>	<b>35,190,903,246</b>	<b>41,002,530,394</b>	<b>48,200,170,760</b>	<b>52,383,005,940</b>
<b>CAPITAL RECEIPTS</b>				
09. CAPITAL REVENUE	921,005,377	1,006,500,000	647,200,000	1,006,506,000
<b>TOTAL CAPITAL RECEIPTS</b>	<b>921,005,377</b>	<b>1,006,500,000</b>	<b>647,200,000</b>	<b>1,006,506,000</b>
<b>SUB-TOTAL</b>	<b>36,111,908,623</b>	<b>42,009,030,394</b>	<b>48,847,370,760</b>	<b>53,389,511,940</b>
<b>FINANCING</b>				
10. BORROWING	13,762,884,686	13,877,600,000	7,334,380,420	8,179,594,600
11. EXTRAORDINARY RECEIPTS	6,040,559,462	-	-	-
<b>TOTAL FINANCING</b>	<b>19,803,444,148</b>	<b>13,877,600,000</b>	<b>7,334,380,420</b>	<b>8,179,594,600</b>
<b>GRAND TOTAL</b>	<b>55,915,352,771</b>	<b>55,886,630,394</b>	<b>56,181,751,180</b>	<b>61,569,106,540</b>

## REVENUE 2023 BY CLASSIFICATION

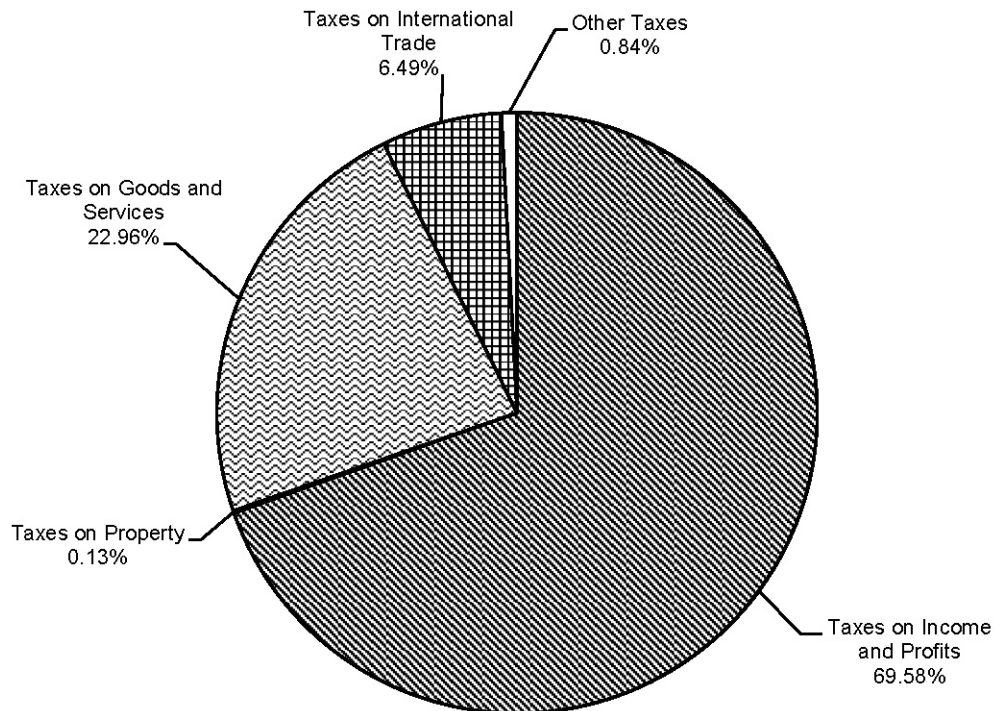


## ESTIMATES, TRINIDAD &amp; TOBAGO, FOR 2023

Abstract of Estimated TAX REVENUE for the financial year ending 30th September 2023, Revised Estimates of Revenue, 2022 and Actual Revenue, 2021

Head	2021 Actual	2022 Estimates	2022 Revised Estimates	2023 Estimates
	\$	\$	\$	\$
<b>TAX REVENUE</b>				
01. TAXES ON INCOME AND PROFITS	16,837,446,527	20,070,080,264	28,773,566,500	28,177,006,200
02. TAXES ON PROPERTY	2,024,900	101,490,000	2,197,000	51,742,000
03. TAXES ON GOODS AND SERVICES	9,671,520,449	8,765,213,780	6,112,721,950	9,295,983,580
04. TAXES ON INTERNATIONAL TRADE	2,287,162,499	2,619,342,200	2,596,093,200	2,626,238,200
05. OTHER TAXES	287,170,891	300,000,000	356,586,800	340,000,000
<b>TOTAL TAX REVENUE</b>	<b>29,085,325,266</b>	<b>31,856,126,244</b>	<b>37,841,165,450</b>	<b>40,490,969,980</b>

## TAX REVENUE 2023

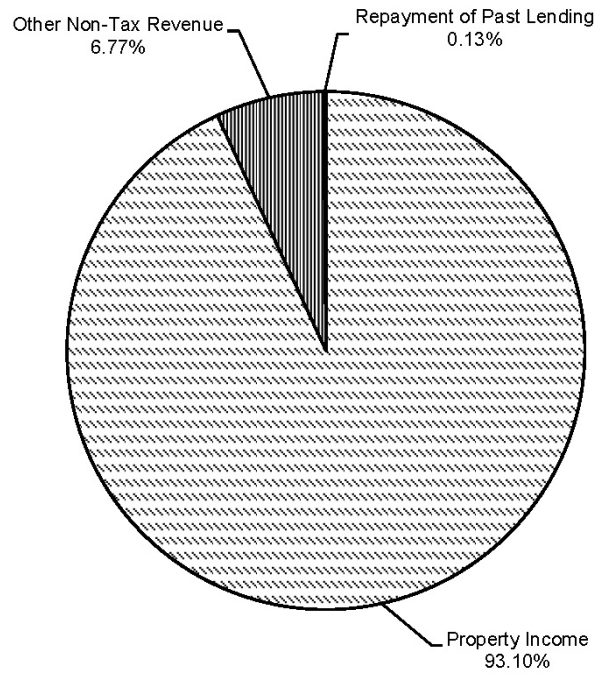


## ESTIMATES, TRINIDAD &amp; TOBAGO, FOR 2023

Abstract of Estimated NON-TAX REVENUE for the financial year ending 30th September 2023. Revised Estimates of Revenue, 2022 and Actual Revenue, 2021

Head	2021 Actual	2022 Estimates	2022 Revised Estimates	2023 Estimates
	\$	\$	\$	\$
<b>NON-TAX REVENUE</b>				
06. PROPERTY INCOME	4,383,109,870	7,704,559,850	9,491,530,800	11,071,657,260
07. OTHER NON-TAX REVENUE	1,713,009,623	1,421,166,150	854,395,810	804,568,000
08. REPAYMENT OF PAST LENDING	9,458,487	20,678,150	13,078,700	15,810,700
<b>TOTAL NON-TAX REVENUE</b>	<b>6,105,577,980</b>	<b>9,146,404,150</b>	<b>10,359,005,310</b>	<b>11,892,035,960</b>
<b>SUB-TOTAL</b>	<b>35,190,903,246</b>	<b>41,002,530,394</b>	<b>48,200,170,760</b>	<b>52,383,005,940</b>

## NON-TAX REVENUE 2023





## ESTIMATES, TRINIDAD &amp; TOBAGO, FOR 2023

Abstract of Estimated CAPITAL RECEIPTS for the financial year ending 30th September 2023, Revised Estimates of Revenue, 2022 and Actual Revenue, 2021

Head	2021 Actual	2022 Estimates	2022 Revised Estimates	2023 Estimates
	\$	\$	\$	\$
CAPITAL RECEIPTS				
09. CAPITAL REVENUE	921,005,377	1,006,500,000	647,200,000	1,006,506,000
TOTAL CAPITAL RECEIPTS	921,005,377	1,006,500,000	647,200,000	1,006,506,000
SUB-TOTAL	36,111,908,623	42,009,030,394	48,847,370,760	53,389,511,940

## ESTIMATES, TRINIDAD &amp; TOBAGO, FOR 2023

Abstract of Estimated FINANCING for the financial year ending 30th September 2023, Revised Estimates of Revenue, 2022 and Actual Revenue, 2021

Head	2021 Actual	2022 Estimates	2022 Revised Estimates	2023 Estimates
	\$	\$	\$	\$
FINANCING				
10. BORROWING	13,762,884,686	13,877,600,000	7,334,380,420	8,179,594,600
11. EXTRAORDINARY RECEIPTS	6,040,559,462	-	-	-
TOTAL FINANCING	19,803,444,148	13,877,600,000	7,334,380,420	8,179,594,600
GRAND TOTAL	55,915,352,771	55,886,630,394	56,181,751,180	61,569,106,540

ESTIMATES OF REVENUE, 2023

Head : 01

Trinidad and Tobago

## Head 01 - TAXES ON INCOME AND PROFITS

Sub-Head / Receiver / Item / Sub-Item		2021 Actual	2022 Estimates	2022 Revised Estimates	2023 Estimates
		\$	\$	\$	\$
FN2	CHAIRMAN BOARD OF INLAND REVENUE MINISTRY OF FINANCE				
01	Oil Companies (Ch. 75:04)	3,103,776,106	5,533,680,264	10,446,692,800	13,591,706,200
02	Other Companies (Ch. 75:02)	6,291,576,280	6,541,600,000	10,477,457,000	6,780,000,000
03	Individuals (Ch. 75:01)	5,555,545,839	6,250,000,000	5,897,442,000	6,000,000,000
04	Withholding Tax (Ch. 75:01)	1,005,497,107	850,000,000	1,066,562,600	950,000,000
05	Insurance Surrender Tax (Ch. 75:01)	65,344,193	67,300,000	77,500,700	68,000,000
07	Business Levy (Ch. 75:02)	650,021,545	650,000,000	630,300,000	610,000,000
09	Health Surcharge (Ch. 75:05)	165,685,457	177,500,000	177,611,400	177,300,000
Total		16,837,446,527	20,070,080,264	28,773,566,500	28,177,006,200

Estimates 2023	...	...	...	28,177,006,200
Revised Estimates 2022	...	...	...	28,773,566,500
Decrease	...	...	...	<u>596,560,300</u>

ESTIMATES OF REVENUE, 2023

Head : 02

Trinidad and Tobago  
Head 02 - TAXES ON PROPERTY

Sub-Head / Receiver / Item / Sub-Item		2021 Actual	2022 Estimates	2022 Revised Estimates	2023 Estimates
01	Lands and Buildings Taxes	\$ 2,024,900	\$ 1,490,000	\$ 2,197,000	\$ 1,742,000
03	Property Tax	-	100,000,000	-	50,000,000
04	Industrial and Land Tax	-	-	-	-
Total		2,024,900	101,490,000	2,197,000	51,742,000

Estimates 2023	51,742,000
Revised Estimates 2022	2,197,000
Increase	49,545,000

Sub-Head / Receiver / Item / Sub-Item		2021 Actual	2022 Estimates	2022 Revised Estimates	2023 Estimates
01	Lands and Buildings Taxes	\$	\$	\$	\$
R01	REVENUE OFFICER V ST GEORGE WEST, MINISTRY OF FINANCE				
001	Lands and Buildings Taxes (Ch. 76:04)	484,876	380,000	660,500	450,000
R02	REVENUE OFFICER IV ST GEORGE EAST, MINISTRY OF FINANCE				
001	Lands and Buildings Taxes (Ch. 76:04)	529,872	350,000	374,800	350,000
R03	REVENUE OFFICER IV CARONI / CHAGUANAS, MINISTRY OF FINANCE				
001	Lands and Buildings Taxes (Ch. 76:04)	281,977	175,000	349,900	300,000
R04	REVENUE OFFICER IV ST ANDREW/ ST DAVID, MINISTRY OF FINANCE				
001	Lands and Buildings Taxes (Ch. 76:04)	171,214	95,000	159,700	90,000
R05	REVENUE OFFICER IV ST PATRICK, MINISTRY OF FINANCE				
001	Lands and Buildings Taxes (Ch. 76:04)	144,760	120,000	149,800	127,000
	Lands and Buildings Taxes Carried Forward	1,612,699	1,120,000	1,694,700	1,317,000

Trinidad and Tobago  
Head 02 - TAXES ON PROPERTY

Sub-Head / Receiver / Item / Sub-Item		2021 Actual	2022 Estimates	2022 Revised Estimates	2023 Estimates
		\$	\$	\$	\$
01	Lands and Buildings Taxes - Brought Forward	1,612,699	1,120,000	1,694,700	1,317,000
R06	REVENUE OFFICER IV NARIVA / MAYARO, MINISTRY OF FINANCE				
001	Lands and Buildings Taxes (Ch. 76:04)	66,697	75,000	123,300	70,000
R07	REVENUE OFFICER IV VICTORIA, MINISTRY OF FINANCE				
001	Lands and Buildings Taxes (Ch. 76:04)	180,595	145,000	195,000	170,000
R08	REVENUE OFFICER IV TOBAGO				
001	Lands and Buildings Taxes (Ch. 76:04)	164,909	150,000	184,000	185,000
	Sub-Head Total	2,024,900	1,490,000	2,197,000	1,742,000
03	Property Tax				
FN2	CHAIRMAN BOARD OF INLAND REVENUE MINISTRY OF FINANCE				
001	Property Tax (Act No. 18 of 2009)	-	100,000,000	-	50,000,000
	Sub-Head Total	-	100,000,000	-	50,000,000
04	Industrial and Land Tax				
FN2	CHAIRMAN BOARD OF INLAND REVENUE MINISTRY OF FINANCE				
001	Industrial Land Tax	-	-	-	-
	Sub-Head Total	-	-	-	-

## Trinidad and Tobago

## Head 03 - TAXES ON GOODS AND SERVICES

Sub-Head / Receiver / Item / Sub-Item		2021 Actual	2022 Estimates	2022 Revised Estimates	2023 Estimates
		\$	\$	\$	\$
01	Purchase Tax	-	-	-	-
02	Excise Duties	649,056,346	645,400,000	688,246,700	682,350,000
03	Betting and Entertainment Taxes	-	-	-	-
04	Liquor & Miscellaneous Business Licences & Fees	8,655,298	8,907,530	10,942,450	10,474,530
05	Motor Vehicles Taxes and Duties (Ch. 48:50)	251,472,045	299,790,200	256,385,800	290,620,700
06	Other	342,893,633	494,114,050	362,453,600	404,033,350
07	Value Added Tax	8,296,108,252	7,200,000,000	4,665,000,000	7,777,500,000
08	Alcohol and Tobacco Taxes	57,705,403	55,002,000	72,146,400	69,005,000
09	Tax on Online Purchases	65,629,472	62,000,000	57,547,000	62,000,000
Total		9,671,520,449	8,765,213,780	6,112,721,950	9,295,983,580

Estimates 2023	9,295,983,580
Revised Estimates 2022	6,112,721,950
Increase	3,183,261,630

Sub-Head / Receiver / Item / Sub-Item		2021 Actual	2022 Estimates	2022 Revised Estimates	2023 Estimates
01	Purchase Tax	\$	\$	\$	\$
FN3	COMPTROLLER OF CUSTOMS AND EXCISE MINISTRY OF FINANCE				
001	Purchase Tax (Ch. 77:01)	-	-	-	-
Sub-Head Total		-	-	-	-

## Trinidad and Tobago

## Head 03 - TAXES ON GOODS AND SERVICES

Sub-Head / Receiver / Item / Sub-Item		2021 Actual	2022 Estimates	2022 Revised Estimates	2023 Estimates
02	<u>Excise Duties</u>	\$	\$	\$	\$
FN3	COMPTROLLER OF CUSTOMS AND EXCISE MINISTRY OF FINANCE				
001	Rum and Spirits (Ch. 78:50)	208,730,708	215,000,000	245,210,400	230,000,000
002	Beer Duty (Ch. 78:50)	208,034,536	195,000,000	205,291,500	210,000,000
003	Oil (Petrol)(Ch. 78:50)	332,879	400,000	325,900	350,000
006	Cigarettes (Ch. 78:50)	230,365,468	233,000,000	235,925,700	240,000,000
007	Malta Beverage (Ch. 78:50)	1,592,755	2,000,000	1,493,200	2,000,000
	Sub-Head Total	649,056,346	645,400,000	688,246,700	682,350,000
03	<u>Betting and Entertainment Taxes</u>				
TR1	PERMANENT SECRETARY MINISTRY OF TRADE AND INDUSTRY				
001	Tote and Forecast (Ch.11:19)	-	-	-	-
003	Betting Office Levy (Ch. 21:53)	-	-	-	-
	Sub-Head Total	-	-	-	-
04	<u>Liquor &amp; Miscellaneous Business Licences &amp; Fees</u>				
FN3	COMPTROLLER OF CUSTOMS AND EXCISE MINISTRY OF FINANCE				
001	Spirit Retailers, Port-of-Spain (Ch. 84:10)	305,488	300,000	391,000	400,000
002	Spirit Retailers, San Fernando (Ch. 84:10)	167,625	200,000	163,600	200,000
003	Spirit Retailers, Towns (Ch. 84:10)	185,681	220,000	276,400	280,000
004	Spirit Retailers, Elsewhere (Ch. 84:10)	2,156,067	2,000,000	2,917,000	2,500,000
005	Spirit Grocers, Port-of-Spain (Ch. 84:10)	295,200	250,000	254,500	250,000
006	Spirit Grocers, San Fernando (Ch. 84:10)	218,250	215,000	215,000	215,000
007	Spirit Grocers, Elsewhere (Ch. 84:10)	1,783,906	1,700,000	1,923,000	1,800,000
008	Spirit Dealers (Ch. 84:10)	43,200	55,000	40,000	55,000
009	Special Hotel up to 15 bedrooms (Ch. 84:10)	172,125	140,000	150,000	180,000
010	Special Hotel, 16-49 bedrooms (Ch. 84:10)	66,375	80,000	110,000	120,000
011	Special Hotel, 50-150 bedrooms (84:10)	77,625	85,000	106,000	110,000
012	Special Hotel, more than 150 bedrooms (Ch. 84:10)	27,000	36,000	64,500	45,000
013	Hotel Spirit, up to 15 bedrooms (Ch. 84:10)	6,750	11,250	9,000	11,500
014	Hotel Spirit, 16-49 bedrooms (Ch. 84:10)	4,500	2,250	-	2,000
015	Hotel Spirit, 50-150 bedrooms (Ch. 84:10)	9,000	9,000	2,250	9,000
016	Hotel Spirit, more than 150 bedrooms (Ch. 84:10)	-	6,750	11,250	11,250
	Liquor & Miscellaneous Business Licences & Fees Carried Forward	5,518,792	5,310,250	6,633,500	6,188,750

## Trinidad and Tobago

## Head 03 - TAXES ON GOODS AND SERVICES

Sub-Head / Receiver / Item / Sub-Item		2021 Actual	2022 Estimates	2022 Revised Estimates	2023 Estimates
		\$	\$	\$	\$
04	Liquor & Miscellaneous Business Licences & Fees - Brought Forward	5,518,792	5,310,250	6,633,500	6,188,750
017	Restaurant, Port-of-Spain (Ch. 84:10)	17,250	15,000	7,000	15,000
018	Restaurant, San Fernando (Ch. 84:10)	23,625	30,000	25,900	30,000
019	Restaurant, Elsewhere (Ch. 84:10)	174,138	220,000	272,800	250,000
020	Special Restaurant, Port-of-Spain (Ch. 84:10)	357,750	350,000	510,500	500,000
021	Special Restaurant, San Fernando (Ch. 84:10)	325,950	400,000	379,500	400,000
022	Special Restaurant, Elsewhere (Ch. 84:10)	1,825,662	2,000,000	2,598,000	2,500,000
023	Night Bar, Port-of-Spain (Ch. 84:10)	-	-	-	-
024	Night Bar, San Fernando (Ch. 84:10)	-	-	-	-
025	Night Bar, Elsewhere (Ch. 84:10)	-	2,000	-	2,000
026	Wine Retailers, Port-of-Spain (Ch. 84:10)	21,375	18,000	21,000	21,000
027	Wine Retailers, San Fernando (Ch. 84:10)	1,125	2,250	5,650	2,500
028	Wine Retailers, Elsewhere (Ch. 84:10)	16,903	17,500	17,500	17,500
029	Wine Merchants (Ch. 84:10)	3,712	6,000	15,400	6,000
030	Distillers (Chap. 87:54)	-	2,000	6,750	6,750
031	Still Dealers (Ch. 87:54)	25	30	-	30
032	Compounders (Ch. 87:54)	3,000	3,000	3,000	3,000
033	Methylated Spirits (Ch. 87:54)	1,200	1,200	950	1,200
034	Medicinal Spirits (Ch. 87:54)	50	50	50	50
035	Vinegar Manufacturers (Ch. 87:54)	775	1,000	500	1,000
036	Boo Rum and Perfumed Spirits (Ch. 87:54)	1,250	1,250	1,250	1,250
037	Brewers (Ch. 87:52)	4,000	6,000	8,000	6,500
038	Clubs (Ch. 21:01)	357,150	400,000	352,500	400,000
		8,653,732	8,785,530	10,859,750	10,352,530
MJ1	CHIEF MAGISTRATE MAGISTRACY - JUDICIARY				
001	Occasional (Ch. 84:10)	-	120,000	80,200	120,000
002	Transfer Fees (Ch. 84:10)	1,566	2,000	2,500	2,000
		1,566	122,000	82,700	122,000
	Sub-Head Total	8,655,298	8,907,530	10,942,450	10,474,530



## Trinidad and Tobago

## Head 03 - TAXES ON GOODS AND SERVICES

Sub-Head / Receiver / Item / Sub-Item	2021 Actual	2022 Estimates	2022 Revised Estimates	2023 Estimates
05 <u>Motor Vehicles Taxes and Duties (Ch. 48:50)</u>	\$	\$	\$	\$
FN2 CHAIRMAN BOARD OF INLAND REVENUE MINISTRY OF FINANCE				
001 Motor Vehicles Taxes (Ch. 48:50)	275,392	300,000	212,000	270,000
003 Tax on Transfer of Used Motor Vehicles (Ch. 48:50)	28,083,000	30,000,000	34,400,000	30,000,000
	28,358,392	30,300,000	34,612,000	30,270,000
FN3 COMPTROLLER OF CUSTOMS AND EXCISE MINISTRY OF FINANCE				
001 Motor Vehicles Taxes (Ch. 48:50)	134,023,123	160,000,000	105,000,000	140,000,000
WT2 TRANSPORT COMMISSIONER MINISTRY OF WORKS AND TRANSPORT				
001 Motor Vehicles Licences (Ch. 48:50)	-	-	-	-
002 3-Year Driving Permits (Ch. 48:50)	8,640	8,000	10,000	10,000
003 1-Year Driving Permits (Ch. 48:50)	16,600	18,000	19,000	19,000
004 Provisional Driving Permits (Ch. 48:50)	1,114,890	1,200,000	1,200,000	1,200,000
005 Conductors' Permits (Ch. 48:50)	-	-	-	-
006 Duplicate Permits (Ch. 48:50)	350,350	550,000	400,000	500,000
007 Taxi Drivers' Licences (Ch. 48:50)	18,320	50,000	31,800	50,000
008 Examination of Drivers (Ch. 48:50)	6,615,525	7,500,000	7,541,200	8,000,000
009 Road Permits (Ch. 48:50)	300,770	400,000	274,000	400,000
010 Inspection Fees (Ch. 48:50)	4,545,845	10,000,000	5,200,000	8,000,000
011 Driving Certificates (Ch. 48:50)	614,910	800,000	760,000	800,000
012 Dealers' Licences (Ch. 48:50)	1,605,000	2,100,000	1,535,000	2,100,000
013 Registration of Motor Vehicles (Ch. 48:50)	1,938,100	2,200,000	1,712,000	2,200,000
014 Certified Extracts of Register (Ch. 48:50)	5,753,600	6,000,000	5,981,000	6,000,000
015 Changes of Ownership (Ch. 48:50)	304,100	420,000	402,200	420,000
016 Amendments to Register (Ch. 48:50)	1,166,795	1,200,000	2,430,000	1,600,000
017 Other Vehicles (Ch. 48:50)	-	-	-	-
018 Examination Study Guides (Ch. 48:50)	134,070	150,000	119,300	150,000
019 Refund of Travelling Expenses	90,400	85,000	99,500	100,000
020 Miscellaneous	-	-	-	-
021 Priority Bus Route - Toll Charge (Ch. 48:50)	1,163,400	1,200,000	144,000	1,200,000
022 Licence Endorsements (Ch. 48:50)	113,925	140,000	145,800	140,000
023 Processing of H-Vehicles Applications (Ch. 48:50)	34,930	60,000	46,000	60,000
024 Certified Extract of Inspector's Report (Ch. 48:50)	-	-	-	-
025 Renewal of Taxi Driver Licence / Badge (Ch. 48:50)	154,120	160,000	224,500	180,000
026 Application for Maxi-Taxi Licence (Ch. 48:53)	28,100	60,000	40,000	60,000
031 5 Year Driving Permits (Ch. 48:50)	46,221,500	60,000,000	63,000,000	63,000,000
032 4 Year Driving Permits (Ch. 48:50)	10,960	4,400	12,300	11,000
033 2 Year Driving Permits (Ch. 48:50)	5,960	2,600	7,700	7,000
034 Subsequent Duplicate of a Licence or Permit (Ch. 48:50)	124,200	180,000	113,200	140,000
Motor Vehicles Taxes and Duties (Ch. 48:50) Carried Forward	234,816,525	284,788,000	231,060,500	266,617,000

## Trinidad and Tobago

## Head 03 - TAXES ON GOODS AND SERVICES

Sub-Head / Receiver / Item / Sub-Item		2021 Actual	2022 Estimates	2022 Revised Estimates	2023 Estimates
		\$	\$	\$	\$
05	Motor Vehicles Taxes and Duties (Ch. 48:50) - Brought Forward	234,816,525	284,788,000	231,060,500	266,617,000
035	Duplicate Licence/Badge for Taxi Drivers (Ch. 48:50)	2,520	2,200	2,700	2,500
036	Subsequent Duplicate Licence/Badge for Taxi Drivers (Ch. 48:50)	-	-	600	1,200
037	10 Year Driving Permits (Ch. 48:50)	16,653,000	15,000,000	25,322,000	24,000,000
		89,090,530	109,490,200	116,773,800	120,350,700
	Sub-Head Total	251,472,045	299,790,200	256,385,800	290,620,700
06	Other				
AL1	PERMANENT SECRETARY MINISTRY OF AGRICULTURE, LAND AND FISHERIES				
001	Sawmills (Ch. 66:02)	230,000	250,000	242,300	250,000
002	Wild Animals and Birds (Ch. 67:01)	1,498,733	1,200,000	1,060,000	1,200,000
003	Removal Permits (Forestry) (Ch. 66:01)	95,150	114,000	129,000	130,000
004	Bulk Timber Removal Permits (Ch. 66:01)	25,073	5,000	1,400	10,000
005	Log Haulage Permits (Ch. 66:02)	61,200	30,000	42,000	45,000
006	Owner/Operator Furniture Shop Permits (Ch. 66:02)	28,000	30,000	25,500	30,000
007	Veterinary Surgeons' Registration Fees (Ch. 67:04)	300	600	800	600
		1,938,456	1,629,600	1,501,000	1,665,600
AT4	CHIEF STATE SOLICITOR OFFICE OF THE AG AND MINISTRY OF LEGAL AFFAIRS				
001	Commissioner of Affidavits (Ch. 6:52)	20,800	20,000	19,800	20,000
EN1	PERMANENT SECRETARY MINISTRY OF ENERGY AND ENERGY INDUSTRIES				
001	Marketing Licences (Retail at Petrol Stations, etc) (Ch. 62:01)	372,500	450,000	374,500	443,000
002	Exploration and Production Licences (Ch. 62:01)	-	-	-	-
003	Pipe Lines Licences (Ch. 62:01)	2,000	2,000	1,500	2,000
006	Marketing Licences for Petroleum By-products (Ch. 62:01)	-	2,000	8,000	2,000
010	Application Fees - Compressed Natural Gas Licences (Ch. 62:01)	9,000	9,500	9,000	10,500
011	Compressed Natural Gas Service Licence (Ch. 62:01)	4,000	4,000	2,000	4,000
012	Compressed Natural Gas Marketing Licence (Ch. 62:01)	34,500	40,000	40,000	40,000
	Other				
	Carried Forward	2,381,256	2,157,100	1,955,800	2,187,100

## Trinidad and Tobago

## Head 03 - TAXES ON GOODS AND SERVICES

Sub-Head / Receiver / Item / Sub-Item		2021 Actual	2022 Estimates	2022 Revised Estimates	2023 Estimates
		\$	\$	\$	\$
06	Other - Brought Forward	2,381,256	2,157,100	1,955,800	2,187,100
017	Marketing Licences Fees for Bunkering (Ch. 62:01)	200,500	40,500	40,000	40,000
		622,500	548,000	475,000	541,500
FN2	CHAIRMAN BOARD OF INLAND REVENUE MINISTRY OF FINANCE				
001	Auctioneers (Ch. 84:03)	3,000	3,500	3,000	3,000
004	Tax Clearance Certificates (Ch. 75:01 and Ch. 75:06)	869,500	850,000	874,000	917,800
005	Moneylenders (Ch. 84:04)	67,000	67,500	52,500	68,000
006	Pawnbrokers (Ch. 84:05)	40,000	40,000	25,000	37,500
015	Hotel Room Tax (Ch. 77:01)	20,472,843	32,000,000	32,706,000	45,000,000
019	Transaction Tax on Financial Services (Ch. 77:01)	90,152,196	93,000,000	100,000,000	100,584,000
020	Insurance Premium Tax (Ch. 77:01)	175,306,883	165,000,000	165,526,000	184,600,000
021	Club Gaming Tax (Ch. 21:01)	13,052,287	150,000,000	11,000,000	20,000,000
022	Winnings Tax	29,665,439	40,000,000	38,109,000	38,000,000
		329,629,148	480,961,000	348,295,500	389,210,300
FN3	COMPTROLLER OF CUSTOMS AND EXCISE MINISTRY OF FINANCE				
004	Copra Manufacturers (Ch. 64:30)	150	150	150	150
005	Environmental Tyre Tax	3,803,360	4,000,000	5,420,000	5,500,000
		3,803,510	4,000,150	5,420,150	5,500,150
HE1	PERMANENT SECRETARY MINISTRY OF HEALTH				
002	Private Hospitals (Ch. 29:03)	332,025	400,000	435,500	435,000
003	Application for Registration of a Pesticide (Ch. 30:03)	37,650	50,000	29,000	40,000
004	Application for a Licence to Import a Pesticide (Ch. 30:03)	234,345	200,000	254,350	235,000
005	Application for Licensing of Premises for Pesticides (Ch. 30:03)	539,750	500,000	426,500	500,000
006	Application for Shopkeeper Licence to Sell Drugs (Ch. 29:52)	55,300	60,000	57,200	60,000
007	Ambulance Services Licence Fees	-	15,000	12,000	12,000
		1,199,070	1,225,000	1,214,550	1,282,000
MJ1	CHIEF MAGISTRATE MAGISTRACY - JUDICIARY				
001	Bailiffs (Ch. 63:50)	-	1,000	1,000	1,000
002	Cinema (Ch. 20:10)	3,020	30,000	2,000	30,000
003	Explosives (Ch. 16:02)	29,610	37,000	33,000	37,000
	Other Carried Forward	337,246,114	488,451,750	356,962,000	398,287,550

## Trinidad and Tobago

## Head 03 - TAXES ON GOODS AND SERVICES

Sub-Head / Receiver / Item / Sub-Item	2021 Actual	2022 Estimates	2022 Revised Estimates	2023 Estimates
	\$	\$	\$	\$
06 Other - Brought Forward	337,246,114	488,451,750	356,962,000	398,287,550
004 Sale of Old Metal and Marine Stores (Ch. 84:07)	10,200	13,500	17,700	17,000
005 Hucksters and Pedlars (Ch. 84:09)	1,140	2,000	6,600	2,000
006 Precious Metals and Stones (Ch. 84:06)	39,400	50,000	41,700	50,000
007 Produce - Sale of (Ch. 63:52)	300	300	300	300
008 Theatres and Dance Halls (Ch. 21:03)	7,350	55,000	28,000	50,000
009 Tourist Guides (Ch. 11:02)	100	1,500	600	1,500
	91,120	190,300	130,900	188,800
NS2 CHIEF IMMIGRATION OFFICER MINISTRY OF NATIONAL SECURITY				
001 Departure Tax - Ports other than Airports (Ch. 77:01)	63,075	200,000	233,800	250,000
NS3 COMMISSIONER OF POLICE TRINIDAD AND TOBAGO POLICE SERVICE				
001 Firearms and Ammunition (Ch. 16:01)	4,613,840	4,500,000	4,394,000	4,500,000
002 Fees for Pepper Spray Permits (Chap 16:01 - Act No. 7 of 2021)	-	-	-	-
	4,613,840	4,500,000	4,394,000	4,500,000
PU1 PERMANENT SECRETARY MINISTRY OF PUBLIC UTILITIES				
007 Housing Electricians (Ch. 54:71)	162,300	155,000	163,000	155,000
SJ1 REGISTRAR SUPREME COURT - JUDICIARY				
001 Bailiffs - (Ch. 4:61 - Act No. 58 of 2000)	10,000	25,000	14,500	20,000
TR1 PERMANENT SECRETARY MINISTRY OF TRADE AND INDUSTRY				
001 Betting Office Licences (Ch. 11:19)	-	-	-	-
002 Betting Office Permit (Ch. 11:19)	-	-	-	-
	-	-	-	-
WT3 DIRECTOR MARITIME SERVICES MINISTRY OF WORKS AND TRANSPORT				
001 Certificates of Competence (Ch. 50:08 and Ch. 50:10)	45,050	50,000	55,900	50,000
002 Droghers (Ch. 50:07)	347,079	300,000	251,200	300,000
003 Motor Launches (Ch. 50:08)	61,069	75,000	56,600	75,000
Other Carried Forward	342,607,017	493,879,050	362,225,900	403,758,350

## Trinidad and Tobago

## Head 03 - TAXES ON GOODS AND SERVICES

Sub-Head / Receiver / Item / Sub-Item		2021 Actual	2022 Estimates	2022 Revised Estimates	2023 Estimates
06	Other	\$	\$	\$	\$
	- Brought Forward	342,607,017	493,879,050	362,225,900	403,758,350
005	Registration of Ships (Ch. 50:10)	64,516	30,000	70,000	70,000
006	Safety Certificates (Ch. 50:10)	126,000	115,000	75,000	115,000
007	Security Certificates (Ch. 50:10)	28,500	25,000	24,000	25,000
008	Boatmasters and Boat Engineers Licences (Ch. 50:10)	67,600	65,000	58,700	65,000
		739,814	660,000	591,400	700,000
	Sub-Head Total	342,893,633	494,114,050	362,453,600	404,033,350
07	Value Added Tax				
FN2	CHAIRMAN BOARD OF INLAND REVENUE MINISTRY OF FINANCE				
001	Value Added Tax (Ch. 75:06). Act No. 37 of 1989	8,296,108,252	7,200,000,000	4,665,000,000	7,777,500,000
	Sub-Head Total	8,296,108,252	7,200,000,000	4,665,000,000	7,777,500,000
08	Alcohol and Tobacco Taxes				
FN3	COMPTROLLER OF CUSTOMS AND EXCISE MINISTRY OF FINANCE				
001	Alcoholic and Other Beverages Tax (Ch. 77:01)	211	2,000	29,300	5,000
002	Tobacco Tax (Ch. 77:01)	57,705,192	55,000,000	72,117,100	69,000,000
	Sub-Head Total	57,705,403	55,002,000	72,146,400	69,005,000

## Trinidad and Tobago

## Head 03 - TAXES ON GOODS AND SERVICES

Sub-Head / Receiver / Item / Sub-Item		2021 Actual	2022 Estimates	2022 Revised Estimates	2023 Estimates
09	Tax on Online Purchases	\$	\$	\$	\$
FN3	COMPTROLLER OF CUSTOMS AND EXCISE MINISTRY OF FINANCE				
001	Tax on Online Purchases	65,629,472	62,000,000	57,547,000	62,000,000
	Sub-Head Total	65,629,472	62,000,000	57,547,000	62,000,000

ESTIMATES OF REVENUE, 2023

Head : 04

## Trinidad and Tobago

## Head 04 - TAXES ON INTERNATIONAL TRADE

Sub-Head / Receiver / Item / Sub-Item		2021 Actual	2022 Estimates	2022 Revised Estimates	2023 Estimates
01	Import Duties	\$ 2,286,951,904	\$ 2,619,012,200	\$ 2,596,014,200	\$ 2,626,013,200
02	Other	210,595	330,000	79,000	225,000
Total		2,287,162,499	2,619,342,200	2,596,093,200	2,626,238,200

Estimates 2023	2,626,238,200
Revised Estimates 2022	2,596,093,200
Increase	30,145,000

Sub-Head / Receiver / Item / Sub-Item		2021 Actual	2022 Estimates	2022 Revised Estimates	2023 Estimates
01	Import Duties	\$	\$	\$	\$
FN3	COMPTROLLER OF CUSTOMS AND EXCISE MINISTRY OF FINANCE				
001	Import Duties (Chap. 78:01)	2,270,525,570	2,600,000,000	2,568,000,000	2,600,000,000
002	Stamp Duty on Bills of Entry	150	200	200	200
004	Special Tax - Household Effects (Ch. 77:01)	12,781	12,000	14,000	13,000
005	Import Surcharge (Ch. 77:01)	16,413,403	19,000,000	28,000,000	26,000,000
Sub-Head Total		2,286,951,904	2,619,012,200	2,596,014,200	2,626,013,200
02	Other				
FN3	COMPTROLLER OF CUSTOMS AND EXCISE MINISTRY OF FINANCE				
001	Miscellaneous	9,445	10,000	39,000	15,000
002	Anti-dumping Duty (Ch. 78:05)	185,456	300,000	35,000	200,000
003	Countervailing Duty (Ch. 78:05)	15,694	20,000	5,000	10,000
Sub-Head Total		210,595	330,000	79,000	225,000

ESTIMATES OF REVENUE, 2023

Head : 05

Trinidad and Tobago

Head 05 - OTHER TAXES

Sub-Head / Receiver / Item / Sub-Item		2021 Actual	2022 Estimates	2022 Revised Estimates	2023 Estimates
		\$	\$	\$	\$
FN2	CHAIRMAN BOARD OF INLAND REVENUE MINISTRY OF FINANCE				
01	Stamp Duties (Chap. 76:01)	287,170,891	300,000,000	356,586,800	340,000,000
Total		287,170,891	300,000,000	356,586,800	340,000,000

Estimates 2023	...	...	...	340,000,000
Revised Estimates 2022	...	...	...	356,586,800
Decrease	...	...	...	<u>16,586,800</u>



ESTIMATES OF REVENUE, 2023

Head : 06

Trinidad and Tobago  
Head 06 - PROPERTY INCOME

Sub-Head / Receiver / Item / Sub-Item		2021 Actual	2022 Estimates	2022 Revised Estimates	2023 Estimates
		\$	\$	\$	\$
01	Rental Income	16,693,493	16,672,100	16,397,140	20,168,800
02	Interest Income	12,793,333	7,124,350	5,435,280	6,081,660
03	Royalties	2,008,986,400	5,169,815,000	5,800,253,900	7,517,428,900
04	Profits from Non-Financial Enterprises	620,896,033	785,355,400	1,157,908,550	1,255,249,000
05	Profits from Public Financial Institutions	1,428,206,046	1,021,468,000	756,480,430	465,006,800
06	Other Property Income	295,534,565	704,125,000	1,755,055,500	1,807,722,100
Total		4,383,109,870	7,704,559,850	9,491,530,800	11,071,657,260

Estimates 2023	...	...	...	11,071,657,260
Revised Estimates 2022	...	...	...	9,491,530,800
Increase	...	...	...	1,580,126,460

Sub-Head / Receiver / Item / Sub-Item		2021 Actual	2022 Estimates	2022 Revised Estimates	2023 Estimates
		\$	\$	\$	\$
01	Rental Income				
AL3	COMMISSIONER OF STATE LANDS MINISTRY OF AGRICULTURE, LAND AND FISHERIES				
001	Ground Rents (excluding Quarries, Sand and Gravel Pits) (Ch. 57:01)	10,897,276	9,650,000	9,650,000	10,500,000
002	Wayleave for Oil Pipes along Roads	-	-	-	-
003	Rents of Access Roads	-	-	-	-
005	Rents of Housing Lots - Trinidad & Tobago Housing Development Corporation	5,982	9,800	25,000	15,000
006	Rent of Lands, formerly owned by Caroni (1975) Ltd	1,373,740	1,000,000	1,000,000	1,500,000
		12,276,998	10,659,800	10,675,000	12,015,000
ED1	PERMANENT SECRETARY MINISTRY OF EDUCATION				
001	Rental of Rudranath Capildeo Learning Resource Centre	-	30,000	-	50,000
PAT	PERMANENT SECRETARY MINISTRY OF PUBLIC ADMINISTRATION				
001	Lease Payments/Rents of Government Buildings	3,525,515	3,500,000	3,500,000	3,500,000
	Rental Income Carried Forward	15,802,513	14,189,800	14,175,000	15,565,000

Trinidad and Tobago  
Head 06 - PROPERTY INCOME

Sub-Head / Receiver / Item / Sub-Item		2021 Actual	2022 Estimates	2022 Revised Estimates	2023 Estimates
		\$	\$	\$	\$
01	Rental Income - Brought Forward	15,802,513	14,189,800	14,175,000	15,565,000
002	Rental of Finance Building (Roof Level)	-	-	-	-
		3,525,515	3,500,000	3,500,000	3,500,000
SP1	PERMANENT SECRETARY MINISTRY OF SPORT AND COMMUNITY DEVELOPMENT				
001	West Port-of-Spain Regional Park - Proceeds from Rental, etc.	63,000	300,000	550,000	1,300,000
002	Proceeds from St. Paul Street Multi-purpose Complex	-	2,500	6,000	7,000
003	Proceeds from Hockey Facility/Indoor Sporting Arena - Tacarigua	-	125,000	10,000	200,000
004	Proceeds from Indoor Sporting Arena - Pleasantville	-	100,000	10,000	170,000
005	Proceeds from Indoor Sporting Arena - Point Fortin	-	90,000	38,000	160,000
006	Proceeds from Indoor Sporting Arena - Maloney	-	60,000	20,000	85,000
007	Proceeds from Indoor Sporting Arena - Chaguanas	-	125,000	-	120,000
008	Proceeds from Ato Boldon Stadium - Couva	-	85,000	12,000	250,000
010	Proceeds from Larry Gomes Stadium - Arima	-	50,000	10,000	85,000
011	Proceeds from Mannie Ramjohn Stadium - Marabella	-	50,000	18,000	130,000
012	Proceeds from Dwight Yorke Stadium - Bacolet	-	5,000	22,000	85,000
016	Proceeds from the Indoor Sporting Arena - Mayaro	-	25,000	15,000	30,000
		63,000	1,017,500	711,000	2,622,000
TC1	PERMANENT SECRETARY MINISTRY OF TOURISM, CULTURE AND THE ARTS				
002	Proceeds from the Las Cuevas Beach Facility	7,167	15,000	11,340	15,000
003	Proceeds from the Manzanilla Beach Facility	-	7,500	-	12,500
004	Proceeds from the Maracas Beach Facility	509,880	600,000	750,000	750,000
005	Proceeds from the Vessigny Beach Facility	2,500	15,000	18,000	15,000
006	Proceeds from the La Brea Pitch Lake	-	1,800	-	1,800
008	Rental of National Academy for the Performing Arts Facilities (NAPA)	138,250	350,000	375,000	500,000
009	Rental of National Academy for the Performing Arts Facilities - South Campus	89,578	300,000	180,000	500,000
010	Rental of Stollmeyer's Castle	58,075	90,000	130,000	150,000
		805,450	1,379,300	1,464,340	1,944,300
TR1	PERMANENT SECRETARY MINISTRY OF TRADE AND INDUSTRY				
001	Rental of Equipment - Events Centre	1,075	2,500	800	2,500
002	Rental of National Academy for the Performing Arts Hotel (NAPA)	-	-	-	-
		1,075	2,500	800	2,500
	Rental Income Carried Forward	16,672,038	16,589,100	16,351,140	20,133,800

ESTIMATES OF REVENUE, 2023

Head : 06

Trinidad and Tobago  
Head 06 - PROPERTY INCOME

Sub-Head / Receiver / Item / Sub-Item		2021 Actual	2022 Estimates	2022 Revised Estimates	2023 Estimates
01	Rental Income - Brought Forward	\$ 16,672,038	\$ 16,589,100	\$ 16,351,140	\$ 20,133,800
WT3	DIRECTOR MARITIME SERVICES MINISTRY OF WORKS AND TRANSPORT				
001	Rental of Vessels - Maritime Services	-	-	-	-
YD1	PERMANENT SECRETARY MINISTRY OF YOUTH DEVELOPMENT AND NATIONAL SERVICE				
001	Proceeds from Rental - Chatham Youth Camp	-	4,000	-	-
002	Proceeds from Rental - Persto Praesto Youth Camp	-	4,000	-	-
003	Proceeds from Youth Centres	21,455	75,000	46,000	35,000
		21,455	83,000	46,000	35,000
	Sub-Head Total	16,693,493	16,672,100	16,397,140	20,168,800
02	Interest Income				
FN1	COMPTROLLER OF ACCOUNTS MINISTRY OF FINANCE				
001	Interest on Investment				
01	Consolidated Fund	1,411,818	25,000	22,030	25,000
002	Interest on Floating Balances	5,385	15,000	5,000	15,000
003	Interest on Loans and Advances				
	COMPTROLLER OF ACCOUNTS				
17	Interest on Loans to Public Servants	3,303,447	3,600,000	3,000,000	3,000,000
50	Loan to Government of Dominica	-	-	-	-
52	Loan to Government of St Lucia	1,321,854	2,400,250	2,400,250	2,078,200
53	Loan to Government of Grenada	-	1,078,100	-	953,460
		4,625,301	7,078,350	5,400,250	6,031,660
004	Interest on Swap Agreement - Six Fast Patrol Crafts	6,744,920	-	-	-
005	Interest (Repayment) on Liquidity Support to GORTT by Credit Unions	5,909	6,000	8,000	10,000
	Sub-Head Total	12,793,333	7,124,350	5,435,280	6,081,660

Trinidad and Tobago  
Head 06 - PROPERTY INCOME

Sub-Head / Receiver / Item / Sub-Item		2021 Actual	2022 Estimates	2022 Revised Estimates	2023 Estimates
03	<i>Royalties</i>	\$	\$	\$	\$
EN1	PERMANENT SECRETARY MINISTRY OF ENERGY AND ENERGY INDUSTRIES				
001	Royalty on Oil and Gas (Ch. 62:01)	2,004,137,024	5,164,759,000	5,796,497,900	7,512,333,900
002	Asphalt or Pitch won from the Pitch Lake (Ch. 61:03)	79,360	56,000	56,000	95,000
003	Quarries, Sand and Gravel Pits (Ch. 61:03)	4,770,016	5,000,000	3,700,000	5,000,000
	Sub-Head Total	2,008,986,400	5,169,815,000	5,800,253,900	7,517,428,900
04	<i>Profits from Non-Financial Enterprises</i>				
FN1	COMPTROLLER OF ACCOUNTS MINISTRY OF FINANCE				
	DIVIDENDS AND SURPLUSES				
001	National Lottery (Ch. 21:04)	192,604,768	304,983,500	285,164,100	328,000,000
002	Telecommunications Authority of Trinidad and Tobago (TATT)	45,163,109	35,000,000	34,605,000	27,576,700
		237,767,877	339,983,500	319,769,100	355,576,700
FN5	PERMANENT SECRETARY MINISTRY OF FINANCE (INVESTMENTS DIVISION)				
002	State Enterprises	348,557,114	422,321,100	784,836,300	899,672,300
003	CLICO Investment Fund	34,571,042	23,050,800	53,303,150	-
		383,128,156	445,371,900	838,139,450	899,672,300
	Sub-Head Total	620,896,033	785,355,400	1,157,908,550	1,255,249,000

Trinidad and Tobago  
Head 06 - PROPERTY INCOME

Sub-Head / Receiver / Item / Sub-Item		2021 Actual	2022 Estimates	2022 Revised Estimates	2023 Estimates
05	<u>Profits from Public Financial Institutions</u>	\$	\$	\$	\$
FN1	COMPTROLLER OF ACCOUNTS MINISTRY OF FINANCE				
	INTEREST, DIVIDENDS AND SURPLUSES				
001	Equity Profits - Central Bank (Ch. 79:02)	1,377,581,897	1,000,000,000	756,480,430	397,000,000
FN5	PERMANENT SECRETARY MINISTRY OF FINANCE (INVESTMENTS DIVISION)				
001	State Enterprises	50,624,149	21,468,000	-	68,006,800
	Sub-Head Total	1,428,206,046	1,021,468,000	756,480,430	465,006,800
06	<u>Other Property Income</u>				
AL3	COMMISSIONER OF STATE LANDS MINISTRY OF AGRICULTURE, LAND AND FISHERIES				
001	Premia on Leases (Chap 57:01)	19,525,175	2,700,000	6,500,000	6,000,000
004	Premia for Variations of the User Clauses in Existing Leases (Ch. 57:01)	-	375,000	-	375,000
		19,525,175	3,075,000	6,500,000	6,375,000
EN1	PERMANENT SECRETARY MINISTRY OF ENERGY AND ENERGY INDUSTRIES				
001	Share of Profits from Oil Companies under Production Sharing Contract (Ch. 62:01)	-	-	-	-
002	Extraordinary Revenue from Oil and Gas Companies	275,507,627	700,000,000	1,748,255,500	1,800,997,100
		275,507,627	700,000,000	1,748,255,500	1,800,997,100
HS1	PERMANENT SECRETARY MINISTRY OF HOUSING AND URBAN DEVELOPMENT				
002	NIPDEC-Prada Street/ Flagstaff Hill	-	-	-	-
003	Shelter Construction Financing Facility	501,763	1,050,000	300,000	350,000
		501,763	1,050,000	300,000	350,000
	Sub-Head Total	295,534,565	704,125,000	1,755,055,500	1,807,722,100

ESTIMATES OF REVENUE, 2023

Head : 07

## Trinidad and Tobago

## Head 07 - OTHER NON-TAX REVENUE

Sub-Head / Receiver / Item / Sub-Item		2021 Actual	2022 Estimates	2022 Revised Estimates	2023 Estimates
		\$	\$	\$	\$
01	Administrative Fees and Charges	499,592,004	504,251,650	570,854,390	518,651,750
02	Fines and Forfeitures	92,711,738	103,326,000	70,213,000	84,421,000
03	Pension Contributions	55,224,718	52,340,000	52,591,620	52,965,000
04	Non-Industrial Sales	24,596,663	20,264,300	14,855,750	20,373,300
06	Other (Miscellaneous)	1,040,884,500	740,984,200	145,881,050	128,156,950
Total		1,713,009,623	1,421,166,150	854,395,810	804,568,000

Estimates 2023	804,568,000
Revised Estimates 2022	854,395,810
Decrease	49,827,810

Sub-Head / Receiver / Item / Sub-Item		2021 Actual	2022 Estimates	2022 Revised Estimates	2023 Estimates
		\$	\$	\$	\$
01	<u>Administrative Fees and Charges</u>				
AL1	PERMANENT SECRETARY MINISTRY OF AGRICULTURE, LAND AND FISHERIES				
001	Fees - San Fernando Hill	-	75,000	11,000	150,000
002	Fees - Caroni Swamp	-	-	-	-
003	Agriculture-Examiner of Animals (Ch. 67:02)	7,390	5,000	25,000	10,000
004	Veterinary Officers' Fees (Ch. 67:04)	17,015	15,000	18,000	18,000
005	Dogs and Cats Quarantine Stn. Quarantine Fees (Ch. 67:02)	-	500	-	500
006	Laboratory Fees	26,650	45,000	19,000	25,000
007	Import Permits (Ch. 67:02)	366,430	200,000	1,180,000	1,000,000
008	Registration Fees - Praedial Larceny (Ch.10:03)	1,270	1,200	1,500	1,300
009	Export Permits (Ch. 67:02)	40,070	33,000	78,800	80,000
010	Horses Quarantine Station, Quarantine Fees (Ch. 67:02)	-	500	-	500
		458,825	375,200	1,333,300	1,285,300
AL3	COMMISSIONER OF STATE LANDS MINISTRY OF AGRICULTURE, LAND AND FISHERIES				
001	Commissioner of State Lands Search Fees	-	-	-	-
002	Miscellaneous	800	20,000	7,300	10,000
	Administrative Fees and Charges Carried Forward	459,625	395,200	1,340,600	1,295,300

## Trinidad and Tobago

## Head 07 - OTHER NON-TAX REVENUE

Sub-Head / Receiver / Item / Sub-Item	2021 Actual	2022 Estimates	2022 Revised Estimates	2023 Estimates
	\$	\$	\$	\$
01 Administrative Fees and Charges - Brought Forward	459,625	395,200	1,340,600	1,295,300
003 Licence Fee for Land Reclamation (Ch. 57:01)	-	-	4,300	-
004 Preparation and Processing of Agreement and Leases (Ch. 57:01)	46,326	20,000	43,000	45,000
005 Processing of Reclamation and Jetty Licences (Ch. 57:01)	1,295,250	470,000	470,000	470,000
006 Approval of Building Plans on Lands Subject to State Leases (Ch. 57:01)	10,732	3,000	4,250	10,000
007 Grant of Consent to Assign (Ch. 57:01)	288,821	300,000	275,000	300,000
	1,641,929	813,000	803,850	835,000
AT4 CHIEF STATE SOLICITOR OFFICE OF THE AG AND MINISTRY OF LEGAL AFFAIRS				
001 State Solicitor	201,528	250,000	130,000	200,000
002 Administrator General (Ch. 9:01)	1,429	20,000	26,300	20,000
004 Public Trustee (Ch. 9:01)	14,098	5,000	5,000	5,000
	217,055	275,000	161,300	225,000
AT6 REGISTRAR GENERAL OFFICE OF THE AG AND MINISTRY OF LEGAL AFFAIRS				
001 Registrar General (Ch. 19:03)	20,068,407	30,000,000	19,500,000	20,000,000
002 Application for Marriage Officers' Licence (Ch. 45:01)	3,650	4,000	4,600	4,000
003 Marriage Officers' Licence Fee (Ch. 45:01)	7,200	9,000	13,400	12,000
004 Renewal of Marriage Officers' Licence (Ch. 45:01)	18,600	15,000	24,600	20,000
	20,097,857	30,028,000	19,542,600	20,036,000
AT7 CONTROLLER INTELLECTUAL PROPERTY OFFICE OFFICE OF THE AG AND MINISTRY OF LEGAL AFFAIRS				
001 Intellectual Property Fees (Ch. 82:75-82:81)	6,244,890	5,300,000	8,000,000	6,200,000
EB1 CHIEF ELECTION OFFICER ELECTIONS AND BOUNDARIES COMMISSION				
001 Fees for the Replacement of Identification Cards (Ch. 2:01)	187,030	250,000	203,300	220,000
ED1 PERMANENT SECRETARY MINISTRY OF EDUCATION				
004 External Examination - Local Fees for Candidates	31,534	60,000	80,000	60,000
006 Polytechnic Registration	-	-	-	-
007 Polytechnic Tuition	-	-	-	-
Administrative Fees and Charges Carried Forward	28,879,120	37,101,200	30,124,350	28,861,300

## Trinidad and Tobago

## Head 07 - OTHER NON-TAX REVENUE

Sub-Head / Receiver / Item / Sub-Item	2021 Actual	2022 Estimates	2022 Revised Estimates	2023 Estimates
	\$	\$	\$	\$
01 Administrative Fees and Charges - Brought Forward	28,879,120	37,101,200	30,124,350	28,861,300
008 Polytechnic Laboratory	-	-	-	-
012 Registration of Teachers	7,850	5,500	3,500	-
013 Examination Fees Not Elsewhere Classified	1,421,400	1,500,000	3,100,000	3,100,000
014 Sale of Dictionary of Occupational Titles	-	-	-	-
015 Fees - Certified Examinations Statements & Transcripts	1,130	2,000	1,300	2,000
016 Textbook Rental Programme - Fees	-	-	-	-
017 Examination Fees	10,235	10,500	1,500	10,000
	1,472,149	1,578,000	3,186,300	3,172,000
EN1 PERMANENT SECRETARY MINISTRY OF ENERGY AND ENERGY INDUSTRIES				
001 Petroleum Testing Laboratory	-	-	-	-
002 Fees for Competitive Bidding - Petroleum (Ch. 62:01)	-	2,000,000	3,308,000	612,000
004 Oil Impost (Ch. 62:01, Sec. 72-74)	108,563,755	112,640,000	112,640,000	116,752,000
006 Signature Bonuses - Competitive Bidding (Ch. 62:01)	20,334,600	2,000,000	101,557,500	5,000,000
007 Application Fees-Exploration & Production Licences	1,000	-	100	1,000
008 Application Fees- Petrochemical Licences (Ch. 62:01)	-	-	-	-
009 Application Fees- Lease Operators (Ch. 62:01)	-	-	-	-
010 Fees for Competitive Bidding - Quarries (Ch 61:03)	-	10,000	-	-
011 Application Fees- Bids for Wholesale Marketing Licences (Chap. 62:01)	-	-	-	-
013 Fees - Miscellaneous	30,709	35,000	10,000	35,000
014 Production Bonus- North Coast Marine Area 1 (NCMA1)	-	-	-	-
015 Production Bonuses- Other Companies (Ch. 62:01)	-	-	-	-
016 Bunkering Company Licence Fee (Ex-vessel and Ex-wharf) (Ch. 62:01)	67,412	304,200	270,200	304,200
017 Bunkering Vessel Inspection Fee (Ex-vessel) (Ch. 62:01)	20,224	121,600	60,700	121,700
018 Facility Inspection Fee (Ex-wharf)(Ch. 62:01)	13,482	54,000	40,600	40,600
019 Fees - Utility Scale Renewable Energy Projects	-	-	-	-
020 Fees - Request for Proposal (RFP)	-	-	-	-
	129,031,182	117,164,800	217,887,100	122,866,500
ET1 REGISTRAR EQUAL OPPORTUNITY TRIBUNAL				
001 Fees	-	5,000	-	5,000
FA1 PERMANENT SECRETARY MINISTRY OF FOREIGN AND CARICOM AFFAIRS				
002 Diplomatic Mail Service Charge (Ch. 77:01)	1,103,489	1,400,000	705,000	1,000,000
Administrative Fees and Charges Carried Forward	160,454,406	157,189,000	251,822,750	155,844,800



## Trinidad and Tobago

## Head 07 - OTHER NON-TAX REVENUE

Sub-Head / Receiver / Item / Sub-Item		2021 Actual	2022 Estimates	2022 Revised Estimates	2023 Estimates
		\$	\$	\$	\$
01	Administrative Fees and Charges - Brought Forward	160,454,406	157,189,000	251,822,750	155,844,800
FN1	COMPTROLLER OF ACCOUNTS MINISTRY OF FINANCE				
001	Licence Fees - Financial Institutions other than Commercial Banks	-	100	100	100
FN2	CHAIRMAN BOARD OF INLAND REVENUE MINISTRY OF FINANCE				
001	Cinematograph Arrangement Fee (Ch. 77:03 Sec 10)	19,500	25,000	18,700	20,000
002	Warden's Search Fees	47,064	55,000	58,000	55,000
003	Pension Plan - Registration Fee (Ch. 84:01)	80	400	100	100
		66,644	80,400	76,800	75,100
FN3	COMPTROLLER OF CUSTOMS AND EXCISE MINISTRY OF FINANCE				
001	Comptroller of Customs and Excise (Ch. 78:01)	11,102,349	11,300,000	11,500,000	11,500,000
002	Processing of Bills of Sight (Ch. 78:01)	56,240	57,000	1,800	57,000
003	Container Processing Fees (Ch. 78:01)	34,222,695	30,000,000	25,500,000	30,000,000
004	Customs Declaration Transaction User Fee (Chap 78:01)	9,128,476	7,000,000	5,828,000	7,000,000
		54,509,760	48,357,000	42,829,800	48,557,000
FN7	SUPERVISOR OF INSOLVENCY OFFICE OF THE SUPERVISOR OF INSOLVENCY				
001	Fees for Licences and Other Services under the Bankruptcy and Insolvency Act No. 26 of 2007	29,331	30,000	80,000	50,000
HE1	PERMANENT SECRETARY MINISTRY OF HEALTH				
003	Chemist (Ch. 30:01)(Ch. 30:03)	449,355	440,000	650,000	500,000
009	Public Health Inspectors' Overtime Allowances	-	-	-	-
		449,355	440,000	650,000	500,000
IC2	REGISTRAR INTEGRITY COMMISSION				
001	Legal Judgements in Favour of the Integrity Commission	3,500	40,000	314,000	50,000
LE1	PERMANENT SECRETARY MINISTRY OF LABOUR				
001	Registrar, Trade Unions (Ch. 88:02)	18	50	50	50
	Administrative Fees and Charges Carried Forward	215,513,014	206,136,550	295,773,500	205,077,050

## Trinidad and Tobago

## Head 07 - OTHER NON-TAX REVENUE

Sub-Head / Receiver / Item / Sub-Item		2021 Actual	2022 Estimates	2022 Revised Estimates	2023 Estimates
		\$	\$	\$	\$
01	Administrative Fees and Charges - Brought Forward	215,513,014	206,136,550	295,773,500	205,077,050
MJ1	CHIEF MAGISTRATE MAGISTRACY - JUDICIARY				
001	District and Petty Civil Courts (Ch. 4:21)	25,008	35,000	-	10,000
002	Magistrates' Courts (Ch. 4:20)	15,045	100,000	-	10,000
003	Liquor Licences - Application Fees (Ch. 84:10)	14,213	25,000	6,500	10,000
004	Magistrates' Notes of Evidence (Ch. 4:20)	15,254	150,000	47,000	50,000
005	Electronic Monitoring Fees (Act No. 11 of 2012 as amended by Act No. 11 of 2020)	-	-	-	-
		69,520	310,000	53,500	80,000
NS1	PERMANENT SECRETARY MINISTRY OF NATIONAL SECURITY				
001	Naturalisation Certificates (Ch. 1:50)	7,380	4,500	4,500	4,500
002	Registration as a Citizen (Ch. 1:50)	52,364	45,000	80,000	55,000
003	Work Permits - Application Fees (Ch. 18:01)	1,273,900	2,000,000	2,100,000	2,000,000
004	Work Permits - Duration Fees (Ch. 18:01)	10,274,850	12,000,000	9,000,000	12,000,000
005	Travelling Salesmen - Permit Fees (Ch. 18:01)	-	-	-	-
006	Certificate of Residence (Ch. 18:01)	198,000	150,000	250,000	200,000
007	Trinidad and Tobago Forensic Science Centre-Fees for Services (Ch. 7:02)	11,235	13,000	30,000	25,000
008	Overseas Missionary Permits (Ch. 18:01)	5,500	60,000	30,000	50,000
		11,823,229	14,272,500	11,494,500	14,334,500
NS2	CHIEF IMMIGRATION OFFICER MINISTRY OF NATIONAL SECURITY				
001	Passport and Permit Fees (Ch. 18:01)	11,415,181	30,000,000	19,000,000	30,000,000
002	Immigration - Boarding and Clearing Fees (Ch. 18:01)	715,850	1,000,000	765,500	1,000,000
005	Restoration of Citizenship - Application Fees (Ch. 1:50)	5,639	1,500	500	1,500
006	Restoration of Citizenship - Certificate Fees (Ch. 1:50)	53,704	18,000	17,000	18,000
007	Issue of Letters Confirming Citizenship or Residence (Ch. 18:01)	57,647	120,000	82,000	100,000
008	Replacement of Lost, Stolen or Mutilated Registration Cards - Migrant Registration Framework (MRF)	-	-	34,000	25,000
009	Replacement of Lost, Stolen or Mutilated Minister's Permit regardless of whether they were issued under the Migrant Registration Framework (MRF)	-	-	2,000	5,000
		12,248,021	31,139,500	19,901,000	31,149,500
	Administrative Fees and Charges Carried Forward	239,653,784	251,858,550	327,222,500	250,641,050

Trinidad and Tobago  
Head 07 - OTHER NON-TAX REVENUE

Sub-Head / Receiver / Item / Sub-Item	2021 Actual	2022 Estimates	2022 Revised Estimates	2023 Estimates
	\$	\$	\$	\$
01 Administrative Fees and Charges - Brought Forward	239,653,784	251,858,550	327,222,500	250,641,050
NS3 COMMISSIONER OF POLICE TRINIDAD AND TOBAGO POLICE SERVICE				
001 Clothing and Powder Cart	-	500	16,500	1,000
003 Miscellaneous	3,428,733	9,000,000	6,100,000	9,000,000
004 Fees for Lodgement of Firearms (Ch. 16:01)	85,940	95,000	190,000	200,000
	3,514,673	9,095,500	6,306,500	9,201,000
NS4 CHIEF FIRE OFFICER MINISTRY OF NATIONAL SECURITY				
001 Special Services (Ch. 35:50)	356,739	500,000	425,000	500,000
PL1 PERMANENT SECRETARY MINISTRY OF PLANNING AND DEVELOPMENT				
001 Fees - Rental of Car Park Spaces	-	-	-	-
PL2 DIRECTOR OF STATISTICS MINISTRY OF PLANNING AND DEVELOPMENT				
001 Supply of Statistical Information (Ch.19:02)	-	-	-	-
002 Computer Service (C.S.O.) (Ch.19:02)	-	-	-	-
	-	-	-	-
PM1 PERMANENT SECRETARY TO THE PRIME MINISTER OFFICE OF THE PRIME MINISTER				
001 Censor Cinematograph Film (Ch. 20:10)	15,626	18,000	50,000	50,000
PUI PERMANENT SECRETARY MINISTRY OF PUBLIC UTILITIES				
004 Government Electrical Inspector's Fees (Ch. 54:72)	3,873,074	4,400,000	3,600,000	4,000,000
005 Specialized Services - Meteorological Services Division	92,982	50,000	160,000	150,000
006 Water Improvement Rates (Ch. 54:41)	218,750,245	233,543,900	230,000,000	250,295,300
	222,716,301	237,993,900	233,760,000	254,445,300
SC1 DIRECTOR OF PERSONNEL ADMINISTRATION SERVICE COMMISSIONS DEPARTMENT				
001 Civil Service Entrance Examination Fees(Ch. 23:01)	100	120,000	226,000	150,000
002 Fees for Copies of Judgement Orders by the Police Service Commission (Ch 1:01)	-	-	300	-
	100	120,000	226,300	150,000
Administrative Fees and Charges Carried Forward	466,257,223	499,585,950	567,990,300	514,987,350

## Trinidad and Tobago

## Head 07 - OTHER NON-TAX REVENUE

Sub-Head / Receiver / Item / Sub-Item	2021 Actual	2022 Estimates	2022 Revised Estimates	2023 Estimates
01 Administrative Fees and Charges - Brought Forward	\$ 466,257,223	\$ 499,585,950	\$ 567,990,300	\$ 514,987,350
SD1 PERMANENT SECRETARY MINISTRY OF SOCIAL DEVELOPMENT AND FAMILY SERVICES				
001 Adult Classes	-	50	-	50
SJ1 REGISTRAR SUPREME COURT - JUDICIARY				
001 Registrar, Supreme Court (Ch. 4:01)	196,762	1,200,000	40,000	200,000
002 Commissioner, Workman's Compensation Ordinance (Ch. 88:05)	8,746	8,500	800	8,500
003 Notaries Public Registration Fees (Ch. 6:51)	2,000	2,000	8,000	8,000
004 Marshal (Ch. 4:01)	-	2,000	3,200	3,200
005 Electronic Monitoring Fees (Act No. 11 of 2012 as amended by Act No. 11 of 2020)	-	-	-	-
	207,508	1,212,500	52,000	219,700
SP1 PERMANENT SECRETARY MINISTRY OF SPORT AND COMMUNITY DEVELOPMENT				
001 Community Swimming Pools	13,834	55,000	20,000	55,000
TA1 REGISTRAR TAX APPEAL BOARD				
001 Appeal Board	76,780	75,000	100,000	75,000
WT2 TRANSPORT COMMISSIONER MINISTRY OF WORKS AND TRANSPORT				
001 Weighbridge Fees (Ch. 48:50)	363,780	420,000	240,000	420,000
002 Miscellaneous	-	-	40	-
003 Registration Fee for Testing Station (Ch. 48:50)	3,000	3,000	3,000	3,000
004 Renewal Fee for Testing Station (Ch. 48:50)	27,500	30,000	25,000	25,000
005 Examiner Certificate Fee (Ch. 48:50)	5,100	5,000	12,000	7,500
006 Renewal of Examiner Certificate Fee (Ch. 48:50)	14,400	15,000	4,500	9,000
	413,780	473,000	284,540	464,500
WT3 DIRECTOR MARITIME SERVICES MINISTRY OF WORKS AND TRANSPORT				
001 Shipping Office Fees (Ch. 50:10)	16,600	25,000	25,000	25,000
002 Vessel Lay-up Fees	32,257,034	2,500,000	1,907,500	2,500,000
003 Transshipment Activities Fees	329,833	325,000	475,000	325,000
	32,603,467	2,850,000	2,407,500	2,850,000
Administrative Fees and Charges Carried Forward	499,572,592	504,251,500	570,854,340	518,651,600

## Trinidad and Tobago

## Head 07 - OTHER NON-TAX REVENUE

Sub-Head / Receiver / Item / Sub-Item		2021 Actual	2022 Estimates	2022 Revised Estimates	2023 Estimates
01	Administrative Fees and Charges - Brought Forward	\$ 499,572,592	\$ 504,251,500	\$ 570,854,340	\$ 518,651,600
YD1	PERMANENT SECRETARY MINISTRY OF YOUTH DEVELOPMENT AND NATIONAL SERVICE				
001	Commissioner of Co-operatives (Ch. 81:03)	-	50	10	50
002	Registrar, Friendly Societies (Ch. 32:50) (Items transferred from Ministry of Labour and Small Enterprise Development)	19,412	100	40	100
		19,412	150	50	150
	Sub-Head Total	499,592,004	504,251,650	570,854,390	518,651,750
02	<u>Fines and Forfeitures</u>				
FN1	COMPTROLLER OF ACCOUNTS MINISTRY OF FINANCE				
001	Fines and Penalties under the Financial Institutions Act No 26 of 2008 (Ch. 79:09)	26,729	100,000	20,000	25,000
FN3	COMPTROLLER OF CUSTOMS AND EXCISE MINISTRY OF FINANCE				
001	Fines and Seizures (Ch. 78:50)(Ch. 78:01)	963,602	2,000,000	546,000	1,000,000
FN6	PERMANENT SECRETARY MINISTRY OF FINANCE				
001	Penalties - Securities & Exchange Commission (Ch. 83:02)	8,397,300	1,000,000	7,000,000	8,000,000
IC1	REGISTRAR INDUSTRIAL COURT				
001	Fines (Ch. 88:01)	462,000	450,000	540,000	500,000
MJ1	CHIEF MAGISTRATE MAGISTRACY - JUDICIARY				
001	Magistrates' Courts (Ch. 4:20)	3,262,483	15,000,000	13,155,000	13,500,000
002	Petty Civil Courts (Ch. 4:21)	-	1,500	-	1,500
003	Poundage Fees (Ch. 67:03)	3,700	3,500	2,000	3,500
004	Miscellaneous	-	20,000	-	20,000
	Fines and Forfeitures Carried Forward	13,115,814	18,575,000	21,263,000	23,050,000

## Trinidad and Tobago

## Head 07 - OTHER NON-TAX REVENUE

Sub-Head / Receiver / Item / Sub-Item	2021 Actual	2022 Estimates	2022 Revised Estimates	2023 Estimates
	\$	\$	\$	\$
02 Fines and Forfeitures - Brought Forward	13,115,814	18,575,000	21,263,000	23,050,000
005 Motor Vehicles and Road Traffic (Fixed Penalty) (Amendment) Regulations, 1984 (Ticket System) (Ch. 48:52)	66,175	1,000,000	180,000	200,000
006 Public Health Fines (Fixed Penalty) Under the Public Health Ordinance, Ch 12 No. 4 (Amendment) Act No. 23 of 2020	-	-	-	-
	3,332,358	16,025,000	13,337,000	13,725,000
NS2 CHIEF IMMIGRATION OFFICER MINISTRY OF NATIONAL SECURITY				
001 Fines (Ch. 18:01)	-	25,000	80,000	25,000
NS4 CHIEF FIRE OFFICER MINISTRY OF NATIONAL SECURITY				
001 Fines (Ch. 35:50)	831	20,000	-	10,000
NS5 COMMISSIONER OF PRISONS MINISTRY OF NATIONAL SECURITY				
001 Fines (Ch. 13:01)	-	1,000	-	1,000
PM1 PERMANENT SECRETARY TO THE PRIME MINISTER OFFICE OF THE PRIME MINISTER				
001 Penalties and Fines - National Library and Information Services	-	-	-	-
SC1 DIRECTOR OF PERSONNEL ADMINISTRATION SERVICE COMMISSIONS DEPARTMENT				
001 Fines (Ch. 1:01)	42,653	20,000	55,000	20,000
SJ1 REGISTRAR SUPREME COURT - JUDICIARY				
001 Supreme Court (Ch. 4:01)	37,514	100,000	68,000	60,000
002 Poundage Fees (Ch. 4:01)	20,201	25,000	37,000	25,000
	57,715	125,000	105,000	85,000
WT2 TRANSPORT COMMISSIONER MINISTRY OF WORKS AND TRANSPORT				
001 Fines - Late Registration of Transfer (Used Motor Vehicles)(Ch. 48:50)	10,400	60,000	30,000	30,000
Fines and Forfeitures Carried Forward	13,293,588	19,826,000	21,713,000	23,421,000

## Trinidad and Tobago

## Head 07 - OTHER NON-TAX REVENUE

Sub-Head / Receiver / Item / Sub-Item		2021 Actual	2022 Estimates	2022 Revised Estimates	2023 Estimates
02	Fines and Forfeitures - Brought Forward	\$ 13,293,588	\$ 19,826,000	\$ 21,713,000	\$ 23,421,000
002	Penalty-Late Renewal of Driving Permits (Ch. 48:50)	655,375	3,500,000	-	1,000,000
003	Fixed Penalty Traffic Ticketing System - Motor Vehicles and Road Traffic Act, (Amendment) Act No. 9 of 2017	78,762,775	80,000,000	48,500,000	60,000,000
		79,428,550	83,560,000	48,530,000	61,030,000
	Sub-Head Total	92,711,738	103,326,000	70,213,000	84,421,000
03	Pension Contributions				
FNI	COMPTROLLER OF ACCOUNTS MINISTRY OF FINANCE				
001	Contributions to Widows' and Orphans' Pension Scheme (Ch. 23:54)	635,592	700,000	624,000	650,000
002	Police Service- Contribution to Superannuation Fund (Ch. 23:52)	10,226,291	9,000,000	9,700,000	10,000,000
003	Fire Services - Contribution to Superannuation Fund (Ch. 23:52)	3,233,815	2,900,000	3,100,000	3,000,000
005	Trinidad and Tobago Defence Force - Contribution to Superannuation Fund (Ch. 23:52)	33,182,606	33,000,000	32,000,000	32,000,000
006	Members of Parliament	2,256,520	1,500,000	1,410,000	1,500,000
007	Heads of Missions (Ch. 17:04)	117,902	200,000	235,000	200,000
008	Officers on Secondment (Ch. 23:52)				
02	University of the West Indies	131,228	20,000	69,000	70,000
11	Trinidad and Tobago Bureau of Standards	-	-	-	-
12	Legal Aid and Advisory Authority	-	-	-	-
16	Airports Authority of Trinidad and Tobago	-	-	-	-
20	National Institute of Higher Education Research Science and Technology (NIHERST)	-	-	-	-
23	Public Services Association	-	60,000	-	20,000
33	Trinidad & Tobago Securities & Exchange Commission	-	-	-	-
34	Trinidad & Tobago Industrial Development Corporation (TIDCO)	-	70,000	-	-
35	National Agricultural Marketing and Development Corporation (NAMDEVCO)	140,338	-	-	100,000
37	College of Science, Technology and Applied Arts of Trinidad and Tobago	108,465	180,000	180,000	100,000
39	Telecommunications Authority of T & T	-	50,000	-	50,000
40	University of Trinidad and Tobago (UTT)	-	-	-	-
41	Office of Procurement Regulation	60,784	60,000	73,620	75,000
		309,587	420,000	253,620	345,000
	Pension Contributions Carried Forward	50,093,541	47,740,000	47,391,620	47,765,000

## Trinidad and Tobago

## Head 07 - OTHER NON-TAX REVENUE

Sub-Head / Receiver / Item / Sub-Item		2021 Actual	2022 Estimates	2022 Revised Estimates	2023 Estimates
03	Pension Contributions - Brought Forward	\$ 50,093,541	\$ 47,740,000	\$ 47,391,620	\$ 47,765,000
009	Prison Service - Contribution to Superannuation Fund (Ch.13:02)	5,131,177	4,600,000	5,200,000	5,200,000
Sub-Head Total		55,224,718	52,340,000	52,591,620	52,965,000
04	<u>Non-Industrial Sales</u>				
AL1	PERMANENT SECRETARY MINISTRY OF AGRICULTURE, LAND AND FISHERIES				
001	Sale of Plants and Produce				
01	St. Augustine Station	722,315	1,000,000	920,000	1,000,000
02	La Reunion Station	492,417	550,000	500,000	500,000
04	Marper Farm	182,189	250,000	183,000	250,000
		1,396,921	1,800,000	1,603,000	1,750,000
004	Central Experimental Station	91,412	180,000	35,000	180,000
005	Extension Services Division	92,026	120,000	55,000	120,000
006	St. Joseph Farm - Trinidad	215,261	400,000	160,000	400,000
009	Sale of Apiary Products	1,670	15,000	9,500	15,000
010	Chaguaramas Estate	6,047	8,000	9,000	8,000
012	Chaguaramas Agricultural Development Project	63,219	90,000	65,000	90,000
016	Sale of Drugs	68,293	50,000	60,000	60,000
018	Hillside Station (St Michael Estate)	1,005	1,500	9,800	2,000
021	La Pastora Station (Horticulture Division)	294,509	330,000	305,000	330,000
023	Forests - Miscellaneous	610	25,000	119,800	60,000
024	Forests - Sale of Timber and Produce	9,840,453	4,000,000	5,200,000	5,000,000
		12,071,426	7,019,500	7,631,100	8,015,000
AL2	DIRECTOR OF SURVEYS MINISTRY OF AGRICULTURE, LAND AND FISHERIES				
001	Hydrographic Unit - Sale of Nautical Documents	1,260	2,000	1,500	2,000
002	Surveys - Sale of Maps, Cadastral Information and Other Related Documents	77,115	60,000	64,000	65,000
003	Sale of Survey Control Information (Ch. 58:04)	15,770	13,000	25,000	15,000
004	Sale of Digital Products (Ch. 58:04)	47,172	40,000	26,000	40,000
		141,317	115,000	116,500	122,000
AT5	PERMANENT SECRETARY OFFICE OF THE AG AND MINISTRY OF LEGAL AFFAIRS				
001	Sale of Publications (Ch. 3:02)	18,250	60,000	19,000	60,000
Non-Industrial Sales Carried Forward		12,230,993	7,194,500	7,766,600	8,197,000



## Trinidad and Tobago

## Head 07 - OTHER NON-TAX REVENUE

Sub-Head / Receiver / Item / Sub-Item		2021 Actual	2022 Estimates	2022 Revised Estimates	2023 Estimates
04	Non-Industrial Sales - Brought Forward	\$ 12,230,993	\$ 7,194,500	\$ 7,766,600	\$ 8,197,000
EB1	CHIEF ELECTION OFFICER ELECTIONS AND BOUNDARIES COMMISSION				
001	Electoral - Sale of Lists (Ch. 2:01)	2,933	12,000	15,000	30,000
003	Electoral Sale of Maps (Ch. 2:01)	2,370	10,000	8,000	20,000
004	Electoral - Sale of Reports (Ch. 2:01)	492	2,500	2,350	2,500
		5,795	24,500	25,350	52,500
EN1	PERMANENT SECRETARY MINISTRY OF ENERGY AND ENERGY INDUSTRIES				
001	Sale of Reports and Maps	-	10,000	2,000	10,000
FN1	COMPTROLLER OF ACCOUNTS MINISTRY OF FINANCE				
	SALE OF GOVERNMENT STORES AND OTHER PROPERTY				
001	Sale of Obsolete, Redundant and Unserviceable Government Stores and Property (Ch. 71:91)	1,054,102	1,500,000	400,000	1,000,000
FN3	COMPTROLLER OF CUSTOMS AND EXCISE MINISTRY OF FINANCE				
001	Sale of Spirits Stock Books (Ch. 84:10)	6,300	6,000	3,800	6,000
002	Sale of Certificate Books (Spirit Removal) (Ch. 84:10)	82,748	90,000	123,000	90,000
003	Sale of Certificate Books (Petrol Removal) (Ch. 78:50)	47,287	40,000	66,000	45,000
004	Sale of Goods	-	-	-	-
		136,335	136,000	192,800	141,000
HE1	PERMANENT SECRETARY MINISTRY OF HEALTH				
003	Sale of Stores	-	-	-	-
IC1	REGISTRAR INDUSTRIAL COURT				
001	Sale of Publications	360,257	295,000	320,000	320,000
NS5	COMMISSIONER OF PRISONS MINISTRY OF NATIONAL SECURITY				
001	Prison Industries	63,011	60,000	60,000	60,000
	Non-Industrial Sales Carried Forward	13,850,493	9,220,000	8,766,750	9,780,500

## Trinidad and Tobago

## Head 07 - OTHER NON-TAX REVENUE

Sub-Head / Receiver / Item / Sub-Item		2021 Actual	2022 Estimates	2022 Revised Estimates	2023 Estimates
		\$	\$	\$	\$
04	Non-Industrial Sales - Brought Forward	13,850,493	9,220,000	8,766,750	9,780,500
PM1	PERMANENT SECRETARY TO THE PRIME MINISTER OFFICE OF THE PRIME MINISTER				
001	Printing and Stationery	333,963	300,000	380,000	350,000
SJ1	REGISTRAR SUPREME COURT - JUDICIARY				
001	Sale of Annual Index	135,837	130,000	89,000	130,000
SP1	PERMANENT SECRETARY MINISTRY OF SPORT AND COMMUNITY DEVELOPMENT				
003	Sale of Goods	-	800	-	800
TA1	REGISTRAR TAX APPEAL BOARD				
001	Sale of Publications	-	-	-	-
TC1	PERMANENT SECRETARY MINISTRY OF TOURISM, CULTURE AND THE ARTS				
001	National Cultural Council - Sale of Literature	-	-	-	-
WT2	TRANSPORT COMMISSIONER MINISTRY OF WORKS AND TRANSPORT				
002	Sale of Inspection Stickers (Ch. 48:50)	10,181,250	10,500,000	5,500,000	10,000,000
WT3	DIRECTOR MARITIME SERVICES MINISTRY OF WORKS AND TRANSPORT				
001	Sale of Records	83,480	100,000	108,000	100,000
002	Navigational Aids	-	-	12,000	12,000
		83,480	100,000	120,000	112,000
YD1	PERMANENT SECRETARY MINISTRY OF YOUTH DEVELOPMENT AND NATIONAL SERVICE				
001	Persto Praesto Estate - Sale of Produce	11,640	12,000	-	-
002	Chatham Youth Camp	-	1,500	-	-
		11,640	13,500	-	-
	Sub-Head Total	24,596,663	20,264,300	14,855,750	20,373,300

Trinidad and Tobago  
Head 07 - OTHER NON-TAX REVENUE

Sub-Head / Receiver / Item / Sub-Item	2021 Actual	2022 Estimates	2022 Revised Estimates	2023 Estimates
06 <u>Other (Miscellaneous)</u>	\$	\$	\$	\$
AG1 DEPUTY AUDITOR GENERAL AUDITOR GENERAL DEPARTMENT				
CONTRIBUTION FOR AUDIT ACCOUNTS				
001 Port-of-Spain Corporation	-	56,400	76,450	-
002 San Fernando Corporation	-	62,000	62,000	58,400
003 Arima Borough Corporation	202,160	-	-	-
004 Point Fortin Borough Corporation	-	52,000	52,000	-
005 Agricultural Development Bank	-	60,200	60,200	52,200
006 Regional Corporations	37,313	138,300	211,000	49,100
CONTRIBUTION FOR AUDIT ACCOUNTS				
008 Public Transport Service Corporation	71,581	62,000	304,000	79,000
009 Other Authorities	825,974	621,700	1,225,000	571,450
010 Chaguanas Borough Corporation	70,772	-	-	34,300
	1,207,800	1,052,600	1,990,650	844,450
AT4 CHIEF STATE SOLICITOR OFFICE OF THE AG AND MINISTRY OF LEGAL AFFAIRS				
001 Recovery of Cost	418,677	400,000	145,000	400,000
ED1 PERMANENT SECRETARY MINISTRY OF EDUCATION				
001 Recoveries of Expenses from Government Scholars	10,182,133	10,000,000	37,800,000	22,000,000
EN1 PERMANENT SECRETARY MINISTRY OF ENERGY AND ENERGY INDUSTRIES				
001 Seismographic Surveys	5,724,776	5,056,000	16,086,300	5,000,000
002 Surplus Income from the Sale of Petroleum Products (Ch. 62:02)	465,334,242	549,764,600	18,168,100	23,551,500
	471,059,018	554,820,600	34,254,400	28,551,500
FAT PERMANENT SECRETARY MINISTRY OF FOREIGN AND CARICOM AFFAIRS				
001 Contribution of Overseas Staff towards the Cost of Living Accommodation (Ch. 23:01)	642,012	650,000	745,000	650,000
FNT COMPTROLLER OF ACCOUNTS MINISTRY OF FINANCE				
001 Gain on Sale of Investments	6,784	25,000	25,000	25,000
Other (Miscellaneous) Carried Forward	483,516,424	566,948,200	74,960,050	52,470,950

## Trinidad and Tobago

## Head 07 - OTHER NON-TAX REVENUE

Sub-Head / Receiver / Item / Sub-Item	2021 Actual	2022 Estimates	2022 Revised Estimates	2023 Estimates
	\$	\$	\$	\$
06 Other (Miscellaneous) - Brought Forward	483,516,424	566,948,200	74,960,050	52,470,950
002 Recoveries of Overpayments Relating to Previous Years (Ch. 69:01)	32,563,486	40,000,000	46,000,000	40,000,000
005 Life Insurance Companies Salary Deduction Plan	615,506	550,000	540,000	550,000
008 Telephone, Telegram and Cablegram Charges	22,801	1,000	500	1,000
009 Government Vehicles Insurance Fund	941,204	300,000	400,000	400,000
010 Sundry	2,054,644	2,000,000	50,000	2,000,000
011 Unclaimed Deposits	401,275,285	100,000,000	200,000	1,500,000
012 In-operative Accounts at Commercial Banks (Ch. 79:09)	9,419,213	18,000,000	17,500,000	18,000,000
016 Fees - Payment for the Use of Caption - "Brokers to the Government of Trinidad and Tobago."	-	-	-	-
020 Gain on Treasury Bills	87,951,349	-	-	-
023 Net Settlement on Swap Transaction - Loan - Citibank N.A.	-	-	-	-
025 Recovery of Expenses - Items issued to Public Officers for Personal Use	92,056	150,000	110,000	150,000
026 Caribbean Catastrophe Risk Insurance Facility Segr	16,049,398	5,000,000	-	5,000,000
027 Withdrawal, Redemption, Demonetization of One Cent Coins	1	-	-	-
028 Revaluation of Domestic Currencies	-	100,000	-	100,000
	550,991,727	166,126,000	64,825,500	67,726,000
FN3 COMPTROLLER OF CUSTOMS AND EXCISE MINISTRY OF FINANCE				
001 Excise Warehouse (Ch. 78:50)	832,728	700,000	735,000	750,000
NS2 CHIEF IMMIGRATION OFFICER MINISTRY OF NATIONAL SECURITY				
001 Refund of Repatriation Expenses (Chap 18:01)	-	-	-	-
PL1 PERMANENT SECRETARY MINISTRY OF PLANNING AND DEVELOPMENT				
003 Damages and Recovery of Cost - Environmental Management Authority (Ch. 35:05)	106,656	150,000	137,000	150,000
SP1 PERMANENT SECRETARY MINISTRY OF SPORT AND COMMUNITY DEVELOPMENT				
001 Proceeds from Best Village	-	-	-	-
WT3 DIRECTOR MARITIME SERVICES MINISTRY OF WORKS AND TRANSPORT				
001 Overtime to Maritime Services Division	3,980	35,000	10,500	35,000
Other (Miscellaneous) Carried Forward	1,035,444,731	733,934,200	140,643,050	121,106,950

## Trinidad and Tobago

## Head 07 - OTHER NON-TAX REVENUE

Sub-Head / Receiver / Item / Sub-Item		2021 Actual	2022 Estimates	2022 Revised Estimates	2023 Estimates
		\$	\$	\$	\$
06	Other (Miscellaneous) - Brought Forward	1,035,444,731	733,934,200	140,643,050	121,106,950
002	Navigational Aids Dues (formerly Operation and Maintenance of Navigational Aids) (Chap. 50:10)	5,408,869	7,000,000	5,200,000	7,000,000
003	Surveys and Examinations (Chap. 50:08)	30,900	50,000	38,000	50,000
		5,443,749	7,085,000	5,248,500	7,085,000
	Sub-Head Total	1,040,884,500	740,984,200	145,881,050	128,156,950

## Trinidad and Tobago

## Head 08 - REPAYMENT OF PAST LENDING

Sub-Head / Receiver / Item / Sub-Item		2021 Actual	2022 Estimates	2022 Revised Estimates	2023 Estimates
		\$	\$	\$	\$
03	Repayment of Loans by Public Enterprises	2,553,251	4,000,000	6,055,000	2,600,000
04	Repayment of Loans by Other Enterprises	131,536	110,000	250,000	250,000
06	Repayment of Other Loans	6,773,700	16,568,150	6,773,700	12,960,700
07	Repayment of International Loans	-	-	-	-
Total		9,458,487	20,678,150	13,078,700	15,810,700

Estimates 2023	15,810,700
Revised Estimates 2022	13,078,700
Increase	2,732,000

Sub-Head / Receiver / Item / Sub-Item		2021 Actual	2022 Estimates	2022 Revised Estimates	2023 Estimates
		\$	\$	\$	\$
03	Repayment of Loans by Public Enterprises				
FN1	COMPTROLLER OF ACCOUNTS MINISTRY OF FINANCE				
023	PETROTRIN - Energy Sector Loan	-	-	-	-
028	Trinidad Generation Unlimited	-	-	-	-
HS1	PERMANENT SECRETARY MINISTRY OF HOUSING AND URBAN DEVELOPMENT				
002	NIPDEC-Prada Street/Flagstaff Hill	-	-	4,355,000	-
003	Shelter Construction Financing Facility	2,553,251	4,000,000	1,700,000	2,600,000
		2,553,251	4,000,000	6,055,000	2,600,000
Sub-Head Total		2,553,251	4,000,000	6,055,000	2,600,000

## Trinidad and Tobago

## Head 08 - REPAYMENT OF PAST LENDING

Sub-Head / Receiver / Item / Sub-Item		2021 Actual	2022 Estimates	2022 Revised Estimates	2023 Estimates
04	Repayment of Loans by Other Enterprises	\$	\$	\$	\$
FN1	COMPTROLLER OF ACCOUNTS MINISTRY OF FINANCE				
016	Principal Repayment on Liquidity Support to the GORTT by Credit Unions	131,536	110,000	250,000	250,000
	Sub-Head Total	131,536	110,000	250,000	250,000
06	Repayment of Other Loans				
FN1	COMPTROLLER OF ACCOUNTS MINISTRY OF FINANCE				
011	Government of St. Lucia	6,773,700	9,318,900	6,773,700	6,773,700
012	Government of Grenada	-	7,249,250	-	6,187,000
013	Government of St. Vincent	-	-	-	-
	Sub-Head Total	6,773,700	16,568,150	6,773,700	12,960,700

ESTIMATES OF REVENUE, 2023

Head : 09

Trinidad and Tobago  
Head 09 - CAPITAL REVENUE

Sub-Head / Receiver / Item / Sub-Item		2021 Actual	2022 Estimates	2022 Revised Estimates	2023 Estimates
		\$	\$	\$	\$
02	Sale of Assets	895,714,613	1,001,500,000	641,500,000	1,001,506,000
07	Unspent Balances Stat. Boards & Similar Bodies	4,475,496	4,000,000	4,700,000	4,000,000
09	Grants	7,321,187	1,000,000	1,000,000	1,000,000
10	Extraordinary	13,494,081	-	-	-
11	Transfers From Student Revolving Loan Fund	-	-	-	-
12	Transfers from Funds	-	-	-	-
Total		921,005,377	1,006,500,000	647,200,000	1,006,506,000

Estimates 2023	.....	1,006,506,000
Revised Estimates 2022	.....	647,200,000
Increase	.....	<u>359,306,000</u>

Sub-Head / Receiver / Item / Sub-Item		2021 Actual	2022 Estimates	2022 Revised Estimates	2023 Estimates
		\$	\$	\$	\$
02	Sale of Assets				
AL3	COMMISSIONER OF STATE LANDS MINISTRY OF AGRICULTURE, LAND AND FISHERIES				
001	Sale of Lands Formerly Owned by Caroni (1975) Ltd	1,554,816	1,500,000	1,500,000	1,500,000
FN5	PERMANENT SECRETARY MINISTRY OF FINANCE (INVESTMENTS DIVISION)				
001	Sale of Shares in Methanol Holding International Limited (MHIL)	-	-	-	-
002	Sale of Other Assets	894,153,997	1,000,000,000	640,000,000	1,000,000,000
		894,153,997	1,000,000,000	640,000,000	1,000,000,000
PA1	PERMANENT SECRETARY MINISTRY OF PUBLIC ADMINISTRATION				
001	Sale of Government Buildings	-	-	-	-
002	Sale of Quarters of former Defence Officers - Diamond Vale	5,800	-	-	6,000
		5,800	-	-	6,000
Sub-Head Total		895,714,613	1,001,500,000	641,500,000	1,001,506,000



Trinidad and Tobago  
Head 09 - CAPITAL REVENUE

Sub-Head / Receiver / Item / Sub-Item		2021 Actual	2022 Estimates	2022 Revised Estimates	2023 Estimates
07	<u>Unspent Balances Stat. Boards &amp; Similar Bodies</u>	\$	\$	\$	\$
FN1	COMPTROLLER OF ACCOUNTS MINISTRY OF FINANCE				
001	Unspent Balances Stat. Boards & Similar Bodies	4,475,496	4,000,000	4,700,000	4,000,000
	Sub-Head Total	4,475,496	4,000,000	4,700,000	4,000,000
09	<u>Grants</u>				
FN1	COMPTROLLER OF ACCOUNTS MINISTRY OF FINANCE				
001	Grants	7,321,187	1,000,000	1,000,000	1,000,000
	Sub-Head Total	7,321,187	1,000,000	1,000,000	1,000,000
10	<u>Extraordinary</u>				
FN1	COMPTROLLER OF ACCOUNTS MINISTRY OF FINANCE				
010	Extraordinary Receipts	12,736,321	-	-	-
FN5	PERMANENT SECRETARY MINISTRY OF FINANCE (INVESTMENTS DIVISION)				
019	Winding Up of Union Estate Electricity Generation Company LTD (UEEGCL)	-	-	-	-
020	Winding up of the Human Capital Development Facilitation Company Limited (HCDFCL)	588,798	-	-	-
021	Winding up of the DFL Caribbean Holdings Limited (DFLCHL)	168,962	-	-	-
		757,760	-	-	-
	Sub-Head Total	13,494,081	-	-	-

ESTIMATES OF REVENUE, 2023

Head : 09

Trinidad and Tobago  
Head 09 - CAPITAL REVENUE

Sub-Head / Receiver / Item / Sub-Item		2021 Actual	2022 Estimates	2022 Revised Estimates	2023 Estimates
12	<u>Transfers from Funds</u>	\$	\$	\$	\$
FN1	COMPTROLLER OF ACCOUNTS MINISTRY OF FINANCE				
002	Transfer from Caroni Reserve Fund	-	-	-	-
003	Transfer of Balance from the CARICOM Trade Support Fund	-	-	-	-
	Sub-Head Total	-	-	-	-

ESTIMATES OF REVENUE, 2023

Head : 10

Trinidad and Tobago

Head 10 - BORROWING

Sub-Head / Receiver / Item / Sub-Item		2021 Actual	2022 Estimates	2022 Revised Estimates	2023 Estimates
		\$	\$	\$	\$
FN1	COMPTROLLER OF ACCOUNTS MINISTRY OF FINANCE				
01	Domestic	13,471,409,053	10,000,000,000	5,592,492,350	6,736,374,700
02	Foreign	291,475,633	3,877,600,000	1,741,888,070	1,443,219,900
Total		13,762,884,686	13,877,600,000	7,334,380,420	8,179,594,600

Estimates 2023	...	...	...	8,179,594,600
Revised Estimates 2022	...	...	...	7,334,380,420
Increase	...	...	...	<u>845,214,180</u>

Trinidad and Tobago

Head 11 - EXTRAORDINARY RECEIPTS

Sub-Head / Receiver / Item / Sub-Item		2021 Actual	2022 Estimates	2022 Revised Estimates	2023 Estimates
		\$	\$	\$	\$
FN1	COMPTROLLER OF ACCOUNTS MINISTRY OF FINANCE				
02	Transfers from the Heritage and Stabilisation Fund	6,040,559,462	-	-	-
Total		6,040,559,462	-	-	-

Estimates 2023	...	...	...	...	-
Revised Estimates 2022	...	...	...	...	-
					<u>NIL</u>

# **ESTIMATES OF REVENUE**

**TOBAGO**

**2023**

**ALSO INCLUDED IN MAIN REVENUE ESTIMATES**

## ESTIMATES, TOBAGO, FOR 2023

Abstract of Estimated Revenue for the year ending 30th September 2023, Revised Estimates of Revenue, 2022 and Actual Revenue, 2021

Head	2021 Actual	2022 Estimates	2022 Revised Estimates	2023 Estimates
	\$	\$	\$	\$
<b>TAX REVENUE</b>				
01. TAXES ON INCOME AND PROFITS	134,583,129	134,042,000	128,375,000	123,445,000
02. TAXES ON PROPERTY	164,909	5,150,000	184,000	2,685,000
03. TAXES ON GOODS AND SERVICES	43,574,107	54,227,560	40,910,325	56,373,610
04. TAXES ON INTERNATIONAL TRADE	1,885,370	2,500,500	2,000,000	2,500,500
05. OTHER TAXES	4,058,774	3,000,000	2,800,000	3,500,000
<b>TOTAL TAX REVENUE</b>	<b>184,266,289</b>	<b>198,920,060</b>	<b>174,269,325</b>	<b>188,504,110</b>
<b>NON-TAX REVENUE</b>				
06. PROPERTY INCOME	27,793	37,800	72,600	128,000
07. OTHER NON-TAX REVENUE	2,075,427	4,431,150	2,371,300	4,037,500
<b>TOTAL NON-TAX REVENUE</b>	<b>2,103,220</b>	<b>4,468,950</b>	<b>2,443,900</b>	<b>4,165,500</b>
<b>GRAND TOTAL</b>	<b>186,369,509</b>	<b>203,389,010</b>	<b>176,713,225</b>	<b>192,669,610</b>

## Head 01 - TAXES ON INCOME AND PROFITS

Sub-Head / Receiver / Item / Sub-Item		2021 Actual	2022 Estimates	2022 Revised Estimates	2023 Estimates
		\$	\$	\$	\$
FN2	CHAIRMAN BOARD OF INLAND REVENUE MINISTRY OF FINANCE				
02	Other Companies (Ch. 75:02)	13,376,076	12,000,000	14,850,000	15,000,000
03	Individuals (Ch. 75:01)	103,105,953	109,000,000	100,000,000	95,000,000
04	Withholding Tax (Ch. 75:01)	52,125	42,000	25,000	45,000
07	Business Levy (Ch. 75:02)	7,206,530	5,200,000	5,500,000	5,400,000
09	Health Surcharge (Ch. 75:05)	10,842,445	7,800,000	8,000,000	8,000,000
Total		134,583,129	134,042,000	128,375,000	123,445,000

Estimates 2023	...	...	...	123,445,000
Revised Estimates 2022	...	...	...	128,375,000
Decrease	...	...	...	<u>4,930,000</u>

ESTIMATES OF REVENUE – TOBAGO, 2023

Head : 02

## Head 02 – TAXES ON PROPERTY

Sub-Head / Receiver / Item / Sub-Item		2021 Actual	2022 Estimates	2022 Revised Estimates	2023 Estimates
01	Lands and Buildings Taxes (Ch. 76:04)	\$ 164,909	\$ 150,000	\$ 184,000	\$ 185,000
03	Property Tax	-	5,000,000	-	2,500,000
04	Industrial Land Tax	-	-	-	-
Total		164,909	5,150,000	184,000	2,685,000

Estimates 2023	...	...	...	2,685,000
Revised Estimates 2022	...	...	...	184,000
Increase	...	...	...	<u>2,501,000</u>

Sub-Head / Receiver / Item / Sub-Item		2021 Actual	2022 Estimates	2022 Revised Estimates	2023 Estimates
01	Lands and Buildings Taxes (Ch. 76:04)	\$	\$	\$	\$
R08	REVENUE OFFICER IV TOBAGO				
001	Lands and Buildings Taxes (Ch. 76:04)	164,909	150,000	184,000	185,000
Sub-Head Total		164,909	150,000	184,000	185,000
03	Property Tax				
FN2	CHAIRMAN BOARD OF INLAND REVENUE MINISTRY OF FINANCE				
001	Property Tax (Act No. 18 of 2009)	-	5,000,000	-	2,500,000
Sub-Head Total		-	5,000,000	-	2,500,000



ESTIMATES OF REVENUE - TOBAGO, 2023

Head : 02

## Head 02 - TAXES ON PROPERTY

Sub-Head / Receiver / Item / Sub-Item		2021 Actual	2022 Estimates	2022 Revised Estimates	2023 Estimates
04	Industrial Land Tax	\$	\$	\$	\$
FN2	CHAIRMAN BOARD OF INLAND REVENUE MINISTRY OF FINANCE				
001	Industrial Land Tax	-	-	-	-
	Sub-Head Total	-	-	-	-

## Head 03 - TAXES ON GOODS AND SERVICES

Sub-Head / Receiver / Item / Sub-Item		2021 Actual	2022 Estimates	2022 Revised Estimates	2023 Estimates
04	Liquor & Miscellaneous Business Licences & Fees	\$ 408,244	\$ 608,800	\$ 1,131,775	\$ 623,550
05	Motor Vehicles Taxes and Duties (Chap. 48:50)	5,665,621	5,503,760	6,041,400	6,209,460
06	Other	3,970,750	8,112,000	3,736,150	4,537,600
07	Value Added Tax	33,529,492	40,000,000	30,000,000	45,000,000
08	Alcohol and Tobacco Taxes	-	3,000	1,000	3,000
Total		43,574,107	54,227,560	40,910,325	56,373,610

Estimates 2023	...	...	...	56,373,610
Revised Estimates 2022	...	...	...	40,910,325
Increase	...	...	...	15,463,285

Sub-Head / Receiver / Item / Sub-Item		2021 Actual	2022 Estimates	2022 Revised Estimates	2023 Estimates
04	Liquor & Miscellaneous Business Licences & Fees	\$	\$	\$	\$
FN3	COMPTROLLER OF CUSTOMS AND EXCISE MINISTRY OF FINANCE				
003	Spirit Retailers, Towns (Ch. 84:10)	10,575	15,000	16,000	16,000
004	Spirit Retailers, Elsewhere (Ch. 84:10)	56,100	110,000	190,000	110,000
007	Spirit Grocers, Elsewhere (Ch. 84:10)	83,325	150,000	350,000	150,000
008	Spirit Dealers (Ch. 84:10)	-	-	-	-
009	Special Hotel up to 15 bedrooms (Ch. 84:10)	14,625	15,000	6,750	15,000
010	Special Hotel, 16-49 bedrooms (Ch. 84:10)	22,500	30,000	67,500	30,000
011	Special Hotel, 50-150 bedrooms (Ch. 84:10)	20,250	25,000	49,000	25,000
012	Special Hotel, more than 150 bedrooms (Ch. 84:10)	9,000	9,000	18,000	9,000
013	Hotel Spirit, up to 15 bedrooms (Ch. 84:10)	2,250	2,250	2,250	2,250
014	Hotel Spirit, 16-49 bedrooms (Ch. 84:10)	4,500	2,250	-	2,000
015	Hotel Spirit, 50 - 150 bedrooms (Ch. 84:10)	-	1,000	-	1,000
019	Restaurant, Elsewhere (Ch. 84:10)	-	4,500	4,500	4,500
022	Special Restaurant, Elsewhere (Ch. 84:10)	184,781	205,000	385,000	205,000
025	Night Bar, Elsewhere (Ch. 84:10)	-	2,000	-	2,000
028	Wine Retailers, Elsewhere (Ch. 84:10)	338	1,350	1,100	1,350
029	Wine Merchants (Ch. 84:10)	-	1,350	675	1,350
038	Clubs (Chap. 21:01)	-	10,000	2,000	10,000
		408,244	583,700	1,092,775	584,450
MJ1	CHIEF MAGISTRATE MAGISTRACY - JUDICIARY				
001	Occasional (Chap. 84:10)	-	25,000	39,000	39,000
	Liquor & Miscellaneous Business Licences & Fees Carried Forward	408,244	608,700	1,131,775	623,450

## Head 03 – TAXES ON GOODS AND SERVICES

Sub-Head / Receiver / Item / Sub-Item		2021 Actual	2022 Estimates	2022 Revised Estimates	2023 Estimates
04	Liquor & Miscellaneous Business Licences & Fees - Brought Forward	\$ 408,244	\$ 608,700	\$ 1,131,775	\$ 623,450
002	Transfer Fees (Chap. 84:10)	-	100	-	100
		-	25,100	39,000	39,100
	Sub-Head Total	408,244	608,800	1,131,775	623,550
05	Motor Vehicles Taxes and Duties (Chap. 48:50)				
FN2	CHAIRMAN BOARD OF INLAND REVENUE MINISTRY OF FINANCE				
001	Motor Vehicles Taxes (Ch. 48:50)	1,043	15,000	15,000	15,000
003	Tax on Transfer of Used Motor Vehicles (Ch. 48:50)	1,265,550	1,000,000	1,200,000	1,200,000
		1,266,593	1,015,000	1,215,000	1,215,000
FN3	COMPTROLLER OF CUSTOMS AND EXCISE MINISTRY OF FINANCE				
001	Motor Vehicles Taxes (Ch. 48:50)	58,573	120,000	14,500	100,000
WT2	TRANSPORT COMMISSIONER MINISTRY OF WORKS AND TRANSPORT				
002	3-Year Driving Permits (Ch. 48:50)	8,580	5,000	9,700	9,500
003	1-Year Driving Permits (Ch. 48:50)	4,020	3,600	4,000	4,000
004	Provisional Driving Permits (Ch. 48:50)	70,140	75,000	69,000	75,000
005	Conductors' Permits	-	-	-	-
006	Duplicate Permits (Ch. 48:50)	29,960	45,000	30,000	30,000
007	Taxi Drivers' Licences (Ch. 48:50)	800	2,000	2,000	2,000
008	Examination of Drivers (Ch. 48:50)	456,400	470,000	473,800	480,000
009	Road Permits (Ch. 48:50)	24,750	30,000	30,000	30,000
010	Inspection Fees (Ch. 48:50)	366,900	375,000	340,000	370,000
011	Driving Certificates (Ch. 48:50)	33,145	35,000	28,200	35,000
012	Dealers' Licences (Ch. 48:50)	50,000	50,000	50,000	50,000
013	Registration of Motor Vehicles (Ch. 48:50)	183,300	170,000	158,400	170,000
014	Certified Extracts of Register (Ch. 48:50)	328,100	325,000	330,000	330,000
015	Changes of Ownership (Ch. 48:50)	15,660	15,000	18,500	20,000
016	Amendments to Register (Ch. 48:50)	56,945	60,000	75,000	70,000
018	Examination Study Guides (Ch. 48:50)	18,810	20,000	18,200	20,000
019	Refund of Travelling Expenses	700	1,500	1,800	1,800
020	Miscellaneous	-	-	-	-
022	Licence Endorsements (Ch. 48:50)	6,265	6,000	6,000	6,000
023	Processing of H-Vehicles Applications (Ch. 48:50)	1,540	2,000	2,000	2,000
025	Renewal of Taxi Driver Licence/Badge (Ch. 48:50)	9,000	12,000	12,000	12,000
	Motor Vehicles Taxes and Duties (Chap. 48:50) Carried Forward	2,990,181	2,837,100	2,888,100	3,032,300

## Head 03 - TAXES ON GOODS AND SERVICES

Sub-Head / Receiver / Item / Sub-Item		2021 Actual	2022 Estimates	2022 Revised Estimates	2023 Estimates
05	Motor Vehicles Taxes and Duties (Chap. 48:50) - Brought Forward	\$ 2,990,181	\$ 2,837,100	\$ 2,888,100	\$ 3,032,300
026	Application for Maxi-Taxi Licence (Ch. 48:53)	200	1,000	100	1,000
031	5 Year Driving Permits (Ch. 48:50)	2,521,000	2,500,000	3,000,000	3,000,000
032	4 Year Driving Permits (Ch. 48:50)	9,000	2,000	9,000	9,000
033	2 Year Driving Permits (Ch. 48:50)	5,240	1,500	6,000	5,000
034	Subsequent Duplicate of a Licence or Permit (Ch. 48:50)	12,000	12,000	8,200	12,000
035	Duplicate Licence\Badge for Taxi Drivers (Ch. 48:50)	-	160	-	160
036	Subsequent Duplicate Licence\Badge for Taxi Drivers (Ch. 48:50)	-	-	-	-
037	10 Year Driving Permits (Chap 48:50)	128,000	150,000	130,000	150,000
		4,340,455	4,368,760	4,811,900	4,894,460
	Sub-Head Total	5,665,621	5,503,760	6,041,400	6,209,460
06	Other				
AL1	PERMANENT SECRETARY MINISTRY OF AGRICULTURE, LAND AND FISHERIES				
002	Wild Animals and Birds (Chap. 67:01)	29,300	30,000	17,500	30,000
AT4	CHIEF STATE SOLICITOR OFFICE OF THE AG AND MINISTRY OF LEGAL AFFAIRS				
001	Commissioners of Affidavits (Chap 6:52)	500	700	700	700
EN1	PERMANENT SECRETARY MINISTRY OF ENERGY AND ENERGY INDUSTRIES				
001	Marketing Licences (Retail at Petrol Stations, etc) (Chap. 62:01)	8,000	6,000	2,000	6,000
003	Pipe Lines Licences (Ch. 62:01)	-	-	-	-
006	Marketing Licences for Petroleum By-products (Chapter 62:01)	-	-	-	-
		8,000	6,000	2,000	6,000
FN2	CHAIRMAN BOARD OF INLAND REVENUE MINISTRY OF FINANCE				
004	Tax Clearance Certificates (Ch. 75:01 and Ch. 75:06)	40,500	40,000	40,000	40,000
005	Moneylenders (Chap. 84:04)	1,000	1,500	1,500	1,500
006	Pawnbrokers (Chap. 84:05)	2,500	2,500	5,000	2,500
	Other				
	Carried Forward	81,800	80,700	66,700	80,700

## Head 03 - TAXES ON GOODS AND SERVICES

Sub-Head / Receiver / Item / Sub-Item		2021 Actual	2022 Estimates	2022 Revised Estimates	2023 Estimates
		\$	\$	\$	\$
06	Other				
	- Brought Forward	81,800	80,700	66,700	80,700
015	Hotel Room Tax (Chap. 77:01)	2,622,405	2,500,000	2,500,000	3,000,000
019	Transaction Tax on Financial Services (Chap. 77:01)	486,475	400,000	350,000	420,000
020	Insurance Premium Tax (Chap. 77:01)	-	1,500	1,500	1,500
021	Club Gaming Tax (Chap. 21:01)	663,695	5,000,000	700,000	900,000
		3,816,575	7,945,500	3,598,000	4,365,500
HE1	PERMANENT SECRETARY MINISTRY OF HEALTH				
003	Application for Registration of a Pesticide (Ch. 30:03)	-	1,500	-	1,500
005	Application for Licensing of Premises for Pesticides (Ch. 30:03)	1,600	1,000	3,200	2,000
006	Application for Shopkeeper Licence to Sell Drugs (Chap 29:52)	1,250	1,000	1,000	1,000
		2,850	3,500	4,200	4,500
MJ1	CHIEF MAGISTRATE MAGISTRACY - JUDICIARY				
002	Cinema - (Chap. 20:10)	-	1,500	-	1,500
003	Explosives (Chap 16:02)	750	1,000	1,000	1,000
004	Sale of Old Metal and Marine Stores (Chap. 84:07)	200	200	200	200
005	Hucksters and Pedlars (Chap. 84:09)	400	500	100	100
006	Precious Metals and Stones (Chap. 84:06)	200	1,500	1,500	1,500
008	Theatres and Dance Halls (Chap. 21:03)	-	2,000	2,000	2,000
009	Tourist Guides (Chap.11:02)	20	300	150	300
		1,570	7,000	4,950	6,600
NS2	CHIEF IMMIGRATION OFFICER MINISTRY OF NATIONAL SECURITY				
001	Departure Tax - Ports other than Airports (Ch. 77:01)	225	15,000	2,000	15,000
NS3	COMMISSIONER OF POLICE TRINIDAD AND TOBAGO POLICE SERVICE				
001	Firearms and Ammunition (Chap. 16:01)	98,430	90,000	95,000	95,000
002	Fees for Pepper Spray Permits (Chap 16:01 - Act No. 7 of 2021)	-	-	-	-
		98,430	90,000	95,000	95,000
PU1	PERMANENT SECRETARY MINISTRY OF PUBLIC UTILITIES				
007	Housing Electricians (Chap 54:71)	7,400	7,500	7,500	7,500
	Other				
	Carried Forward	3,964,850	8,105,200	3,731,850	4,530,800

## Head 03 – TAXES ON GOODS AND SERVICES

Sub-Head / Receiver / Item / Sub-Item		2021 Actual	2022 Estimates	2022 Revised Estimates	2023 Estimates
06	Other - Brought Forward	\$ 3,964,850	\$ 8,105,200	\$ 3,731,850	\$ 4,530,800
WT3	DIRECTOR MARITIME SERVICES MINISTRY OF WORKS AND TRANSPORT				
003	Motor Launches (Ch. 50:08)	3,800	4,000	2,000	4,000
005	Registration of Ships (Ch 50:10)	2,000	2,500	2,000	2,500
008	Boatmasters and Boat Engineers Licences (Ch. 50:10)	100	300	300	300
		-----	-----	-----	-----
		5,900	6,800	4,300	6,800
	Sub-Head Total	3,970,750	8,112,000	3,736,150	4,537,600
07	Value Added Tax				
FN2	CHAIRMAN BOARD OF INLAND REVENUE MINISTRY OF FINANCE				
001	Value Added Tax (Ch. 75:06) Act No. 37 of 1989	33,529,492	40,000,000	30,000,000	45,000,000
	Sub-Head Total	33,529,492	40,000,000	30,000,000	45,000,000
08	Alcohol and Tobacco Taxes				
FN3	COMPTROLLER OF CUSTOMS AND EXCISE MINISTRY OF FINANCE				
002	Tobacco Tax (Ch. 77:01)	-	3,000	1,000	3,000
	Sub-Head Total	-	3,000	1,000	3,000

ESTIMATES OF REVENUE - TOBAGO, 2023

Head : 04

## Head 04 - TAXES ON INTERNATIONAL TRADE

Sub-Head / Receiver / Item / Sub-Item		2021 Actual	2022 Estimates	2022 Revised Estimates	2023 Estimates
01	Import Duties	\$ 1,885,370	\$ 2,500,500	\$ 2,000,000	\$ 2,500,500
Total		1,885,370	2,500,500	2,000,000	2,500,500

Estimates 2023	...	...	...	2,500,500
Revised Estimates 2022	...	...	...	2,000,000
Increase	...	...	...	500,500

Sub-Head / Receiver / Item / Sub-Item		2021 Actual	2022 Estimates	2022 Revised Estimates	2023 Estimates
FN3	COMPTROLLER OF CUSTOMS AND EXCISE MINISTRY OF FINANCE	\$	\$	\$	\$
001	Import Duties (Chap. 78:01)	1,885,370	2,500,000	2,000,000	2,500,000
004	Special Tax -Household Effects (Ch. 77:01)	-	-	-	-
005	Import Surcharge (Ch. 77:01)	-	500	-	500
		1,885,370	2,500,500	2,000,000	2,500,500
Sub-Head Total		1,885,370	2,500,500	2,000,000	2,500,500

ESTIMATES OF REVENUE - TOBAGO, 2023

Head : 05

## Head 05 - OTHER TAXES

Sub-Head / Receiver / Item / Sub-Item		2021 Actual	2022 Estimates	2022 Revised Estimates	2023 Estimates
		\$	\$	\$	\$
FN2	CHAIRMAN BOARD OF INLAND REVENUE MINISTRY OF FINANCE				
01	Stamp Duties (Chap. 76:01)	4,058,774	3,000,000	2,800,000	3,500,000
Total		4,058,774	3,000,000	2,800,000	3,500,000

Estimates 2023	....	....	....	3,500,000
Revised Estimates 2022	....	....	....	2,800,000
Increase	....	....	....	<u>700,000</u>



ESTIMATES OF REVENUE - TOBAGO, 2023

Head : 06

## Head 06 - PROPERTY INCOME

Sub-Head / Receiver / Item / Sub-Item		2021 Actual	2022 Estimates	2022 Revised Estimates	2023 Estimates
01	Rental Income	\$ 21,122	\$ 31,800	\$ 65,000	\$ 118,000
02	Interest Income	5,671	6,000	3,600	6,000
03	Royalties	1,000	-	4,000	4,000
Total		27,793	37,800	72,600	128,000

Estimates 2023	...	...	...	128,000
Revised Estimates 2022	...	...	...	72,600
Increase	...	...	...	55,400

Sub-Head / Receiver / Item / Sub-Item		2021 Actual	2022 Estimates	2022 Revised Estimates	2023 Estimates
01	Rental Income	\$	\$	\$	\$
AL3	COMMISSIONER OF STATE LANDS MINISTRY OF AGRICULTURE, LAND AND FISHERIES				
001	Ground Rents (excluding Quarries, Sand and Gravel Pits (Chapter 57:01))	1,980	3,500	3,500	3,500
002	Wayleave for Oil Pipes along Roads	-	-	-	-
005	Rents of Housing Lots - Trinidad & Tobago Housing Development Corporation (formerly N. H. A.)	5,982	9,800	25,000	15,000
		7,962	13,300	28,500	18,500
PA1	PERMANENT SECRETARY MINISTRY OF PUBLIC ADMINISTRATION				
001	Lease Payment/Rents of Government Buildings	13,160	13,500	14,500	14,500
SP1	PERMANENT SECRETARY MINISTRY OF SPORT AND COMMUNITY DEVELOPMENT				
012	Proceeds from Dwight Yorke Stadium -Bacolet	-	5,000	22,000	85,000
WT3	DIRECTOR MARITIME SERVICES MINISTRY OF WORKS AND TRANSPORT				
001	Rental of Vessels - Maritime Services	-	-	-	-
Sub-Head Total		21,122	31,800	65,000	118,000

## Head 06 - PROPERTY INCOME

Sub-Head / Receiver / Item / Sub-Item		2021 Actual	2022 Estimates	2022 Revised Estimates	2023 Estimates
02	<u>Interest Income</u>	\$	\$	\$	\$
FN1	COMPTROLLER OF ACCOUNTS MINISTRY OF FINANCE				
003 17	Interest on Loans and Advances Interest on Loans to Public Servants	5,671	6,000	3,600	6,000
	Sub-Head Total	5,671	6,000	3,600	6,000
03	<u>Royalties</u>				
EN1	PERMANENT SECRETARY MINISTRY OF ENERGY AND ENERGY INDUSTRIES				
003	Quarries, Sand and Gravel Pits (Ch. 61:03)	1,000	-	4,000	4,000
	Sub-Head Total	1,000	-	4,000	4,000

## Head 07 - OTHER NON-TAX REVENUE

Sub-Head / Receiver / Item / Sub-Item		2021 Actual	2022 Estimates	2022 Revised Estimates	2023 Estimates
01	Administrative Fees and Charges	\$ 1,904,292	\$ 2,120,350	\$ 2,243,400	\$ 2,308,000
02	Fines and Forfeitures	85,835	2,232,600	68,100	1,652,100
03	Pension Contributions	-	-	-	-
04	Non-Industrial Sales	18,991	19,200	25,700	27,900
06	Other (Miscellaneous)	66,309	59,000	34,100	49,500
Total		2,075,427	4,431,150	2,371,300	4,037,500

Estimates 2023	4,037,500
Revised Estimates 2022	2,371,300
Increase	1,666,200

Sub-Head / Receiver / Item / Sub-Item		2021 Actual	2022 Estimates	2022 Revised Estimates	2023 Estimates
01	<del>Administrative Fees and Charges</del>	\$	\$	\$	\$
AL1	PERMANENT SECRETARY MINISTRY OF AGRICULTURE, LAND AND FISHERIES				
004	Veterinary Officers' Fees (Ch. 67:04)	-	-	-	-
AT6	REGISTRAR GENERAL OFFICE OF THE AG AND MINISTRY OF LEGAL AFFAIRS				
001	Registrar General (Chap 19:03)	879,504	900,000	865,000	900,000
002	Application for Marriage Officers' Licence (Chap 45:01)	-	100	-	100
004	Renewal of Marriage Officers' Licence (Chap 45:01)	-	500	-	500
		879,504	900,600	865,000	900,600
EB1	CHIEF ELECTION OFFICER ELECTIONS AND BOUNDARIES COMMISSION				
001	Fees for the Replacement of Identification Cards (Chap 2:01)	12,520	9,500	10,500	10,500
ED1	PERMANENT SECRETARY MINISTRY OF EDUCATION				
004	External Examination - Local Fees for Candidates	2,311	2,500	6,100	4,000
	Administrative Fees and Charges Carried Forward	894,335	912,600	881,600	915,100

## Head 07 - OTHER NON-TAX REVENUE

Sub-Head / Receiver / Item / Sub-Item		2021 Actual	2022 Estimates	2022 Revised Estimates	2023 Estimates
01	Administrative Fees and Charges - Brought Forward	\$ 894,335	\$ 912,600	\$ 881,600	\$ 915,100
012	Registration of Teachers	345	250	200	-
013	Examination Fees not Elsewhere Classified	103,043	30,000	250,000	200,000
014	Sale of Dictionary of Occupational Titles	-	-	-	-
015	Fees - Certified Examinations Statements and Transcripts	55	100	100	100
016	Textbook Rental Programme - Fees	-	-	-	-
017	Examination Fees	275	100	100	100
		106,029	32,950	256,500	204,200
FN2	CHAIRMAN BOARD OF INLAND REVENUE MINISTRY OF FINANCE				
002	Warden's Search Fees	3,605	3,000	3,000	3,000
FN3	COMPTROLLER OF CUSTOMS AND EXCISE MINISTRY OF FINANCE				
001	Comptroller of Customs and Excise (Ch. 78:01)	28,942	35,000	33,000	35,000
002	Processing of Bills of Sight (Ch. 78:01)	-	-	-	-
003	Container Processing Fees (Ch. 78:01)	-	5,000	2,000	5,000
004	Customs Declaration Transaction User Fee(Ch. 78:01)	28,700	29,000	25,000	29,000
		57,642	69,000	60,000	69,000
HE1	PERMANENT SECRETARY MINISTRY OF HEALTH				
003	Chemist (Chap. 30:01) (Chap. 30:03)	645	1,000	1,000	1,000
MJ1	CHIEF MAGISTRATE MAGISTRACY - JUDICIARY				
001	District and Petty Civil Courts (Chap 4:21)	-	500	-	500
002	Magistrates' Courts (Chap 4:20)	-	1,000	-	1,000
003	Liquor Licences - Application Fees (Chap 84:10)	-	700	-	700
004	Magistrates' Notes of Evidence (Chap 4:20)	-	5,000	-	5,000
		-	7,200	-	7,200
NS1	PERMANENT SECRETARY MINISTRY OF NATIONAL SECURITY				
004	Work Permits - Duration Fees (Chap 18:01)	600	-	-	1,000
NS2	CHIEF IMMIGRATION OFFICER MINISTRY OF NATIONAL SECURITY				
001	Passport and Permit Fees (Chap 18:01)	230,600	500,000	391,000	400,000
	Administrative Fees and Charges Carried Forward	1,291,145	1,523,250	1,587,000	1,596,500

## Head 07 - OTHER NON-TAX REVENUE

Sub-Head / Receiver / Item / Sub-Item	2021 Actual	2022 Estimates	2022 Revised Estimates	2023 Estimates
01 Administrative Fees and Charges - Brought Forward	\$ 1,291,145	\$ 1,523,250	\$ 1,587,000	\$ 1,596,500
002 Immigration-Boarding and Clearing Fees(Chap 18:01)	900	10,000	900	10,000
005 Restoration of Citizenship - Application Fees (Chap 1:50)	-	-	-	-
006 Restoration of Citizenship - Certificate Fees (Chap 1:50)	-	-	-	-
007 Issue of Letters Confirming Citizenship or Residence (Chap 18:01)	2,200	2,000	2,500	2,500
	-----	-----	-----	-----
NS3 COMMISSIONER OF POLICE TRINIDAD AND TOBAGO POLICE SERVICE	233,700	512,000	394,400	412,500
003 Miscellaneous	164,500	250,000	250,000	250,000
004 Fees for Lodgement of Firearms (Ch. 16:01)	-	4,100	-	1,000
	-----	-----	-----	-----
NS4 CHIEF FIRE OFFICER MINISTRY OF NATIONAL SECURITY	164,500	254,100	250,000	251,000
001 Special Services (Ch. 35:50)	23,840	20,000	50,000	50,000
PUI PERMANENT SECRETARY MINISTRY OF PUBLIC UTILITIES				
004 Government Electrical Inspectors' Fees (Ch. 54:72)	377,872	275,000	325,000	350,000
SC1 DIRECTOR OF PERSONNEL ADMINISTRATION SERVICE COMMISSIONS DEPARTMENT				
001 Civil Service Entrance Examination Fees (Ch. 23:01)	-	5,000	500	2,000
SJ1 REGISTRAR SUPREME COURT - JUDICIARY				
001 Registrar, Supreme Court (Chap 4:01)	9,755	10,000	2,500	10,000
004 Marshal (Chap 4:01)	-	1,000	-	1,000
	-----	-----	-----	-----
WT2 TRANSPORT COMMISSIONER MINISTRY OF WORKS AND TRANSPORT	9,755	11,000	2,500	11,000
001 Weighbridge Fees (Ch. 48:50)	34,080	20,000	25,000	35,000
	-----	-----	-----	-----
Sub-Head Total	1,904,292	2,120,350	2,243,400	2,308,000

## Head 07 - OTHER NON-TAX REVENUE

Sub-Head / Receiver / Item / Sub-Item		2021 Actual	2022 Estimates	2022 Revised Estimates	2023 Estimates
02	<u>Fines and Forfeitures</u>	\$	\$	\$	\$
FN3	COMPTROLLER OF CUSTOMS AND EXCISE MINISTRY OF FINANCE				
001	Fines and Seizures (Ch. 78:50)(Ch. 78:01)	-	5,000	500	1,000
MJ1	CHIEF MAGISTRATE MAGISTRACY - JUDICIARY				
001	Magistrates' Courts (Chap 4:20)	23,860	500,000	65,000	65,000
002	Petty Civil Courts	-	100	-	100
003	Poundage Fees (Chap 67:03)	3,500	3,000	1,600	3,000
005	Motor Vehicles and Road Traffic (Fixed Penalty) (Amendment)Regulations,1984(Ticket System) (Chap 48:52)	-	100,000	-	20,000
		27,360	603,100	66,600	88,100
PM1	PERMANENT SECRETARY TO THE PRIME MINISTER OFFICE OF THE PRIME MINISTER				
001	Penalties and Fines National Library and Information Services (NALIS)	-	-	-	-
SJ1	REGISTRAR SUPREME COURT - JUDICIARY				
001	Supreme Court (Chap. 4:01)	-	1,000	-	1,000
002	Poundage Fees (Chap. 4:01)	-	1,000	-	500
		-	2,000	-	1,500
WT2	TRANSPORT COMMISSIONER MINISTRY OF WORKS AND TRANSPORT				
001	Fines - Late Registration of Transfer (Used Motor Vehicles) (Ch. 48:50)	1,600	2,500	1,000	1,500
002	Penalty-Late Renewal of Driving Permits (Ch. 48:50)	56,875	120,000	-	60,000
003	Fixed Penalty Traffic Ticketing System - Motor Vehicles and Road Traffic Act, (Amendment) Act No. 9 of 2017	-	1,500,000	-	1,500,000
		58,475	1,622,500	1,000	1,561,500
	Sub-Head Total	85,835	2,232,600	68,100	1,652,100

## Head 07 - OTHER NON-TAX REVENUE

Sub-Head / Receiver / Item / Sub-Item		2021 Actual	2022 Estimates	2022 Revised Estimates	2023 Estimates
03	<u>Pension Contributions</u>	\$	\$	\$	\$
FN1	COMPTROLLER OF ACCOUNTS MINISTRY OF FINANCE				
006	Members of Parliament	-	-	-	-
	Sub-Head Total	-	-	-	-
04	<u>Non-Industrial Sales</u>				
EB1	CHIEF ELECTION OFFICER ELECTIONS AND BOUNDARIES COMMISSION				
001	Electoral - Sale of Lists (Chap 2:01)	590	800	600	800
003	Electoral - Sale of Maps (Chap 2:01)	720	800	1,200	1,200
004	Electoral - Sale of Reports (Chap 2:01)	50	300	1,500	1,500
		1,360	1,900	3,300	3,500
FN3	COMPTROLLER OF CUSTOMS AND EXCISE MINISTRY OF FINANCE				
001	Sale of Spirits Stock Books (Chap. 84:10)	110	300	400	400
002	Sale of Certificate Books (Spirit Removal) (Chap. 84:10)	3,500	5,000	5,000	5,000
		3,610	5,300	5,400	5,400
PM1	PERMANENT SECRETARY TO THE PRIME MINISTER OFFICE OF THE PRIME MINISTER				
001	Printing and Stationery	14,021	12,000	17,000	19,000
WT2	TRANSPORT COMMISSIONER MINISTRY OF WORKS AND TRANSPORT				
002	Sale of Inspection Stickers (Ch. 48:50)	-	-	-	-
	Sub-Head Total	18,991	19,200	25,700	27,900

## Head 07 - OTHER NON-TAX REVENUE

Sub-Head / Receiver / Item / Sub-Item		2021 Actual	2022 Estimates	2022 Revised Estimates	2023 Estimates
06	<u>Other (Miscellaneous)</u>	\$	\$	\$	\$
FN1	COMPTROLLER OF ACCOUNTS MINISTRY OF FINANCE				
002	Recoveries of Overpayments Relating to Previous Years (Chap 69:01)	60,559	40,000	30,000	40,000
005	Life Insurance Companies Salary Deduction Plan	546	600	600	600
008	Telephone, Telegram and Cablegram Charges	-	-	-	-
010	Sundry	5	300	200	300
025	Recovery of Expenses - Items issued to Public Officers for Personal Use	-	100	100	100
		-----	-----	-----	-----
		61,110	41,000	30,900	41,000
WT3	DIRECTOR MARITIME SERVICES MINISTRY OF WORKS AND TRANSPORT				
001	Overtime to Maritime Services Division	185	2,000	1,000	2,000
002	Navigational Aids Dues (formerly Operation and Maintenance of Navigational Aids) (Ch. 50:10)	5,014	15,000	2,200	6,000
003	Surveys and Examinations (Chap. 50:08)	-	1,000	-	500
		-----	-----	-----	-----
		5,199	18,000	3,200	8,500
	Sub-Head Total	-----	-----	-----	-----
		66,309	59,000	34,100	49,500



---

---

**APPENDIX I**  
**RECEIVERS OF REVENUE AND CODES**

---

---

Appendix 1  
RECEIVERS OF REVENUE AND CODES

		HEAD/SUB HEAD/ITEM
AG1	DEPUTY AUDITOR GENERAL AUDITOR GENERAL DEPARTMENT	07/06(001-010)
AL1	PERMANENT SECRETARY MINISTRY OF AGRICULTURE, LAND AND FISHERIES	03/06(001-007) 07/01(001-010) 07/04(001-024)
AL2	DIRECTOR OF SURVEYS MINISTRY OF AGRICULTURE, LAND AND FISHERIES	07/04(001-004)
AL3	COMMISSIONER OF STATE LANDS MINISTRY OF AGRICULTURE, LAND AND FISHERIES	06/01(001-006) 06/06(001-004) 07/01(001-007) 09/02(001)
AT4	CHIEF STATE SOLICITOR OFFICE OF THE AG AND MINISTRY OF LEGAL AFFAIRS	03/06(001) 07/01(001-004) 07/06(001)
AT5	PERMANENT SECRETARY OFFICE OF THE AG AND MINISTRY OF LEGAL AFFAIRS	07/04(001)
AT6	REGISTRAR GENERAL OFFICE OF THE AG AND MINISTRY OF LEGAL AFFAIRS	07/01(001-004)

Receivers of Revenue should note that items shown give the range of items under their jurisdiction. Reference should be made to the details under the Heads of Revenue for their specific item/s.

Appendix 1  
RECEIVERS OF REVENUE AND CODES

		HEAD/SUB HEAD/ITEM
AT7	CONTROLLER INTELLECTUAL PROPERTY OFFICE OFFICE OF THE AG AND MINISTRY OF LEGAL AFFAIRS	07/01(001)
EB1	CHIEF ELECTION OFFICER ELECTIONS AND BOUNDARIES COMMISSION	07/01(001) 07/04(001-004)
ED1	PERMANENT SECRETARY MINISTRY OF EDUCATION	06/01(001) 07/01(004-017) 07/06(001)
EN1	PERMANENT SECRETARY MINISTRY OF ENERGY AND ENERGY INDUSTRIES	03/06(001-017) 06/03(001-003) 06/06(001-002) 07/01(001-020) 07/04(001) 07/06(001-002)
ET1	REGISTRAR EQUAL OPPORTUNITY TRIBUNAL	07/01(001)
FA1	PERMANENT SECRETARY MINISTRY OF FOREIGN AND CARICOM AFFAIRS	07/01(002) 07/06(001)

Receivers of Revenue should note that items shown give the range of items under their jurisdiction. Reference should be made to the details under the Heads of Revenue for their specific item/s.

Appendix 1  
RECEIVERS OF REVENUE AND CODES

		HEAD/SUB HEAD/ITEM
FN1	COMPTROLLER OF ACCOUNTS MINISTRY OF FINANCE	06/02(001-005)
		06/04(001-002)
		06/05(001)
		07/01(001)
		07/02(001)
		07/03(001-009)
		07/04(001)
		07/06(001-028)
		08/03(023-028)
		08/04(016)
		08/06(011-013)
		09/07(001)
		09/09(001)
		09/10(010)
09/12(002-003)		
10/01-02		
11/02(001)		
FN2	CHAIRMAN BOARD OF INLAND REVENUE MINISTRY OF FINANCE	01/01-09
		02/03(001)
		02/04(001)
		03/05(001-003)
		03/06(001-022)
		03/07(001)
		05/01
		07/01(001-003)
FN3	COMPTROLLER OF CUSTOMS AND EXCISE MINISTRY OF FINANCE	03/01(001)
		03/02(001-007)
		03/04(001-038)
		03/05(001)
		03/06(004-005)
		03/08(001-002)
		03/09(001)
		04/01(001-005)
		04/02(001-003)
		07/01(001-004)
		07/02(001)
07/04(001-004)		
07/06(001)		

Receivers of Revenue should note that items shown give the range of items under their jurisdiction. Reference should be made to the details under the Heads of Revenue for their specific item/s.

Appendix 1  
RECEIVERS OF REVENUE AND CODES

		HEAD/SUB HEAD/ITEM
FN5	PERMANENT SECRETARY MINISTRY OF FINANCE (INVESTMENTS DIVISION)	06/04(002-003) 06/05(001) 09/02(001-002) 09/10(019-021)
FN6	PERMANENT SECRETARY MINISTRY OF FINANCE	07/02(001)
FN7	SUPERVISOR OF INSOLVENCY OFFICE OF THE SUPERVISOR OF INSOLVENCY	07/01(001)
HE1	PERMANENT SECRETARY MINISTRY OF HEALTH	03/06(002-007) 07/01(003-009) 07/04(003)
HS1	PERMANENT SECRETARY MINISTRY OF HOUSING AND URBAN DEVELOPMENT	06/06(002-003) 08/03(002-003)
IC1	REGISTRAR INDUSTRIAL COURT	07/02(001) 07/04(001)
IC2	REGISTRAR INTEGRITY COMMISSION	07/01(001)

Receivers of Revenue should note that items shown give the range of items under their jurisdiction. Reference should be made to the details under the Heads of Revenue for their specific item/s.

Appendix 1  
RECEIVERS OF REVENUE AND CODES

		HEAD/SUB HEAD/ITEM
LE1	PERMANENT SECRETARY MINISTRY OF LABOUR	07/01(001)
MJ1	CHIEF MAGISTRATE MAGISTRACY - JUDICIARY	03/04(001-002) 03/06(001-009) 07/01(001-005) 07/02(001-006)
NS1	PERMANENT SECRETARY MINISTRY OF NATIONAL SECURITY	07/01(001-008)
NS2	CHIEF IMMIGRATION OFFICER MINISTRY OF NATIONAL SECURITY	03/06(001) 07/01(001-009) 07/02(001) 07/06(001)
NS3	COMMISSIONER OF POLICE TRINIDAD AND TOBAGO POLICE SERVICE	03/06(001-002) 07/01(001-004)
NS4	CHIEF FIRE OFFICER MINISTRY OF NATIONAL SECURITY	07/01(001) 07/02(001)

Receivers of Revenue should note that items shown give the range of items under their jurisdiction. Reference should be made to the details under the Heads of Revenue for their specific item/s.

Appendix 1  
RECEIVERS OF REVENUE AND CODES

		HEAD/SUB HEAD/ITEM
NSS	COMMISSIONER OF PRISONS MINISTRY OF NATIONAL SECURITY	07/02(001) 07/04(001)
PA1	PERMANENT SECRETARY MINISTRY OF PUBLIC ADMINISTRATION	06/01(001-002) 09/02(001-002)
PL1	PERMANENT SECRETARY MINISTRY OF PLANNING AND DEVELOPMENT	07/01(001) 07/06(003)
PL2	DIRECTOR OF STATISTICS MINISTRY OF PLANNING AND DEVELOPMENT	07/01(001-002)
PM1	PERMANENT SECRETARY TO THE PRIME MINISTER OFFICE OF THE PRIME MINISTER	07/01(001) 07/02(001) 07/04(001)
PU1	PERMANENT SECRETARY MINISTRY OF PUBLIC UTILITIES	03/06(007) 07/01(004-006)

Receivers of Revenue should note that items shown give the range of items under their jurisdiction. Reference should be made to the details under the Heads of Revenue for their specific item/s.

Appendix 1  
RECEIVERS OF REVENUE AND CODES

		HEAD/SUB HEAD/ITEM
R01	REVENUE OFFICER V ST GEORGE WEST, MINISTRY OF FINANCE	02/01(001)
R02	REVENUE OFFICER IV ST GEORGE EAST, MINISTRY OF FINANCE	02/01(001)
R03	REVENUE OFFICER IV CARONI / CHAGUANAS, MINISTRY OF FINANCE	02/01(001)
R04	REVENUE OFFICER IV ST ANDREW/ ST DAVID, MINISTRY OF FINANCE	02/01(001)
R05	REVENUE OFFICER IV ST PATRICK, MINISTRY OF FINANCE	02/01(001)
R06	REVENUE OFFICER IV NARIVA / MAYARO, MINISTRY OF FINANCE	02/01(001)
R07	REVENUE OFFICER IV VICTORIA, MINISTRY OF FINANCE	02/01(001)
R08	REVENUE OFFICER IV TOBAGO	02/01(001)
SC1	DIRECTOR OF PERSONNEL ADMINISTRATION SERVICE COMMISSIONS DEPARTMENT	07/01(001-002) 07/02(001)

Receivers of Revenue should note that items shown give the range of items under their jurisdiction. Reference should be made to the details under the Heads of Revenue for their specific item/s.



Appendix 1  
RECEIVERS OF REVENUE AND CODES

		HEAD/SUB HEAD/ITEM
SD1	PERMANENT SECRETARY MINISTRY OF SOCIAL DEVELOPMENT AND FAMILY SERVICES	07/01(001)
SJ1	REGISTRAR SUPREME COURT - JUDICIARY	03/06(001) 07/01(001-005) 07/02(001-002) 07/04(001)
SP1	PERMANENT SECRETARY MINISTRY OF SPORT AND COMMUNITY DEVELOPMENT	06/01(001-008,010-012,016) 07/01(001) 07/04(003) 07/06(001)
TA1	REGISTRAR TAX APPEAL BOARD	07/01(001) 07/04(001)
TC1	PERMANENT SECRETARY MINISTRY OF TOURISM, CULTURE AND THE ARTS	06/01(002-010) 07/04(001)
TR1	PERMANENT SECRETARY MINISTRY OF TRADE AND INDUSTRY	03/03(001-003) 03/06(001-002) 06/01(001-002)

Receivers of Revenue should note that items shown give the range of items under their jurisdiction. Reference should be made to the details under the Heads of Revenue for their specific item/s.

Appendix 1  
RECEIVERS OF REVENUE AND CODES

		HEAD/SUB HEAD/ITEM
WT2	TRANSPORT COMMISSIONER MINISTRY OF WORKS AND TRANSPORT	03/05( 001-037) 07/01( 001-006) 07/02( 001-003) 07/04( 002)
WT3	DIRECTOR MARITIME SERVICES MINISTRY OF WORKS AND TRANSPORT	03/06( 001-008) 06/01( 001) 07/01( 001-003) 07/04( 001-002) 07/06( 001-003)
YD1	PERMANENT SECRETARY MINISTRY OF YOUTH DEVELOPMENT AND NATIONAL SERVICE	06/01( 001-003) 07/01( 001-002) 07/04( 001-002)

Receivers of Revenue should note that items shown give the range of items under their jurisdiction. Reference should be made to the details under the Heads of Revenue for their specific item/s.